



Special Eurobarometer 437

DISCRIMINATION IN THE EU IN 2015

REPORT

Fieldwork: May - June 2015

Publication: October 2015

This survey has been requested by the European Commission, European Commission, Directorate-General for Justice and Consumers (DG JUST) and co-ordinated by the Directorate-General for Communication.

http://ec.europa.eu/public_opinion/index_en.htm

This document does not represent the point of view of the European Commission.
The interpretations and opinions contained in it are solely those of the authors.

Project title Special Eurobarometer 437
" Discrimination in the EU in
2015"

Linguistic Version EN

Catalogue Number DS-04-15-570-EN-N

ISBN 978-92-79-50342-9

DOI 10.2838/499763

© European Union, 2015

Special Eurobarometer 437

Discrimination in the EU in 2015

Conducted by TNS Opinion & Social at the request of the
Directorate-General for Justice and Consumers (DG JUST)

Survey co-ordinated by the
Directorate-General for Communication
(DG COMM "Strategy, Corporate Communication Actions and
Eurobarometer Unit)

TABLE OF CONTENTS

INTRODUCTION	4
MAIN FINDINGS.....	7
1. SETTING THE CONTEXT.....	10
1.1. Belonging to a group at risk of discrimination	10
2. THE PERCEPTION OF AND ATTITUDES TOWARD DISCRIMINATION IN THE EU	13
2.1. In general.....	13
2.2. Ethnic origin	19
2.3. Age discrimination against older people	25
2.4. Age discrimination against younger people	28
2.5. Religion/belief.....	31
2.6. Disability	38
2.7. Gender	42
2.8. Diversity in the media	44
3. SPOTLIGHT ON ATTITUDES TOWARDS LGBT PEOPLE	48
3.1. Sexual orientation	48
3.2. Gender identity.....	61
4. EXPERIENCE OF DISCRIMINATION AND KNOWLEDGE OF THE LAW.....	68
4.1. Personal experience of discrimination	68
4.2. Knowledge of victims' rights in the event of discrimination	72
4.3. Where would Europeans prefer to report harassment or discrimination	75
5. VIEWS ABOUT EQUAL OPPORTUNITIES IN EMPLOYMENT	78
5.1. Factors that are perceived to put applicants for a job at a disadvantage	78
5.2. Support for measures to foster diversity in the workplace	81
5.3. Perception as to whether enough is being done to promote diversity in the workplace	84

6. MEASURES AND POLICIES TO FIGHT DISCRIMINATION.....	88
6.1. The perceived effectiveness of national efforts to fight discrimination ..	88
6.2. Is there a need for new measures to fight discrimination?.....	90
6.3. Are some groups excluded from measures and policies to fight the crisis?	93
6.4. The willingness to provide sensitive personal information	96
6.5. Should school lessons and material include information about diversity?.....	100
CONCLUSIONS	103

ANNEXES

Technical specifications
Questionnaire
Result tables

INTRODUCTION

This report presents the results from a new Eurobarometer survey on discrimination. It was commissioned by the Directorate-General for Justice and Consumers (DG JUST) and coordinated by the Directorate-General for Communication (DG COMM), and it has been carried out by TNS Opinion & Social network.

Background

European anti-discrimination legislation is among the most extensive in the world. In 2000, the European Union adopted two far-reaching laws¹ to prohibit discrimination in the workplace based on racial or ethnic origin, religion or belief, disability, age, or sexual orientation. As far as racial and ethnic origin is concerned, this legislation extends to other aspects of daily life, such as education and social services. These texts come in addition to numerous laws that have been adopted at EU level since 1975 to promote equality between women and men in the workplace². From the policy side, the European Commission published in 2008 the Communication "Non discrimination and equal opportunities: a renewed commitment"³ and several Communications on the integration of the Roma population in the EU, most recently in 2015⁴.

The EU's objectives in fighting discrimination are to:

- Improve knowledge of discrimination by raising awareness among the population of their rights and obligations and also of the benefits of diversity;
- Support intermediary actors such as NGOs, social partners and equality bodies to improve their capacity to combat discrimination;
- Support the development of equality policies at national level and encourage the exchange of good practices between EU countries;
- Achieve real change in the area of anti-discrimination through training activities;
- Push for business-oriented diversity management as part of a strategic response to a more diversified society, customer base, market structure and workforce.

¹ Directive 2000/43/EC of 29 June 2000 and Directive 2000/78/EC of 27 November 2000. Both directives are based on Article 13 of the Amsterdam Treaty establishing the European Community which reads: "the Council, acting unanimously on a proposal from the Commission and after consulting the European Parliament, may take appropriate action to combat discrimination based on gender, racial or ethnic origin, religion or belief, disability, age or sexual orientation".

² For more information, please see www.stop-discrimination.info

³ <http://eur-lex.europa.eu/legal-content/en/NOT/?uri=CELEX:52008DC0420>

⁴ http://ec.europa.eu/justice/discrimination/law/index_en.htm#h2-9

Content

Three previous Eurobarometer surveys examining discrimination have been conducted in the past: in 2006⁵, 2009⁶ and 2012⁷. The 2015 survey repeats several questions asked in previous years in order to provide insight into the evolution of perceptions, attitudes, knowledge and awareness of discrimination in the European Union. A number of new questions have been added to further explore social acceptance of some groups at risk of discrimination.

The report is structured as follows:

- Setting the context, including whether citizens think of themselves as belonging to a group at risk of discrimination and the diversity of their social circles;
- Perceptions of discrimination, covering the perceived extent of discrimination in respondents' countries, personal attitudes toward different groups at risk of discrimination and representations of diversity in the media;
- Spotlight on attitudes towards LGBT (lesbian, gay, bisexual and transgender) people, covering public attitudes towards sexual orientation and gender identity;
- Experience of discrimination and knowledge of the law;
- Views about equal opportunities in employment;
- Measures and policies to fight discrimination, including willingness to provide sensitive personal information and attitudes towards diversity information being provided at school.

⁵ http://ec.europa.eu/public_opinion/archives/ebs/ebs_263_en.pdf

⁶ http://ec.europa.eu/public_opinion/archives/ebs/ebs_317_en.pdf

⁷ http://ec.europa.eu/public_opinion/archives/ebs/ebs_393_en.pdf

This survey was carried out by TNS Opinion & Social network in the 28 Member States of the European Union between 30 May and 8 June 2015. Some 27,718 respondents from different social and demographic groups were interviewed face-to-face at home in their mother tongue on behalf of Directorate-General for Justice and Consumers. The methodology used is that of Eurobarometer surveys as carried out by the Directorate-General for Communication ("Strategy, Corporate Communication Actions and Eurobarometer" Unit)⁸. A technical note concerning the interviews conducted by the member institutes of the TNS Opinion & Social network is annexed to this report. It also specifies the interview methods and the confidence intervals⁹.

Note: In this report, countries are referred to by their official abbreviation. The abbreviations used in this report correspond to:

ABBREVIATIONS			
BE	Belgium	LV	Latvia
CZ	Czech Republic	LU	Luxembourg
BG	Bulgaria	HU	Hungary
DK	Denmark	MT	Malta
DE	Germany	NL	The Netherlands
EE	Estonia	AT	Austria
EL	Greece	PL	Poland
ES	Spain	PT	Portugal
FR	France	RO	Romania
HR	Croatia	SI	Slovenia
IE	Ireland	SK	Slovakia
IT	Italy	FI	Finland
CY	Republic of Cyprus*	SE	Sweden
LT	Lithuania	UK	United Kingdom
EU28	European Union – weighted average for the 28 Member States		
Euro area	BE, FR, IT, LU, DE, AT, ES, PT, IE, NL, FI, EL, EE, SI, CY, MT, SK, LV, LT	Non euro area	BG, CZ, DK, HR, HU, PL, RO, SE, UK

* Cyprus as a whole is one of the 28 European Union Member States. However, the 'acquis communautaire' has been suspended in the part of the country which is not controlled by the government of the Republic of Cyprus. For practical reasons, only the interviews carried out in the part of the country controlled by the government of the Republic of Cyprus are included in the 'CY' category and in the EU28 average.

* * * * *

We wish to thank the people throughout the European Union who have given their time to take part in this survey. Without their active participation, this study would not have been possible.

⁸ http://ec.europa.eu/public_opinion/index_en.htm

⁹ The results tables are included in the annex. It should be noted that the total of the percentages in the tables of this report may exceed 100% when the respondent has the possibility of giving several answers to the question.

MAIN FINDINGS

Setting the context

- The social circles of Europeans are steadily becoming more diverse. An increasing proportion of respondents have friends or acquaintances that belong to most groups at risk of discrimination, ranging from 70% having friends belonging to a different religion or with different beliefs (+3 percentage points since June 2012) to 9% having friends who are transgender or transsexual (+2). The proportion who have Roma friends or acquaintances has remained stable.
- Around one in eight respondents (12%) consider themselves part of a group at risk of discrimination: 5% consider themselves being part of a religious minority, 4% of an ethnic minority, 3% of a minority in terms of disability, 2% of a minority with regards to sexual orientation and 2% from any other group at risk of discrimination.

Perception of discrimination in the EU

- Discrimination on the grounds of ethnic origin continues to be regarded as the most widespread form of discrimination in the EU (64%), followed by discrimination on the basis of sexual orientation (58%), gender identity (56%), religion or belief (50%), disability (50%), age (being over 55 years old, 42%) and gender (37%).
- The proportion of respondents that think discrimination is widespread has generally increased since 2012, especially for the grounds of sexual orientation (+12), gender identity (+11) and religion or beliefs (+11). For discrimination on the grounds of being over 55 years old, a decrease of respondents believe this to be widespread (-3).

Attitudes towards groups at risk of discrimination

- Europeans are becoming increasingly more comfortable with the possibility of electing someone to the highest political position from a group at risk of discrimination. The proportions of respondents at ease¹⁰ with the election of a member of a group at risk of discrimination to the highest political position vary from 92% for a woman (+7 percentage points from 2012), to 53% for a transgender or transsexual person (+10).
- Most respondents say they would be at ease if one of their work colleagues belonged to a group at risk of discrimination; 87% say they would be comfortable or indifferent in relation to a person with disabilities, although the proportions are

¹⁰ The term 'at ease' means that respondents are either 'comfortable' (codes 7 to 10 on the 10-point scale of comfortability), or 'indifferent' (*spontaneous* answer): the proportion of 'at ease' regroup the two answers comfortable and indifferent. It will be used throughout the survey to make a clear distinction with the total 'comfortable'.

lower for other groups: a Roma person (63%), a transgender or transsexual person (67%), or a Muslim person (71%).

- Respondents are generally less at ease with the possibility of one of their sons or daughters having a relationship with someone from a group at risk of discrimination. Less than half of respondents would be comfortable or indifferent if their son or daughter had a relationship with a Roma person (45%) or a transgender or transsexual person (38%).
- The majority of respondents express tolerant or supportive views in relation to gay, lesbian and bisexual people having the same rights as heterosexual people (71% agree) and with regards to same sex marriages being allowed throughout Europe (61% agree). This latter opinion has increased steeply since 2006, when just 44% agreed that 'homosexual marriages should be allowed throughout Europe'.
- Most respondents also believe that transgender or transsexual persons should be able to change their civil documents to match their inner gender identity (63%).
- Most respondents think that diversity is sufficiently reflected in the media, in terms of gender (73%) and young people aged under 25 (66%). However, this is less likely to be the case for other groups at risk of discrimination, such as people with disabilities (52%), people aged over 75 (50%) and gender identity (41%).

Experience of discrimination and knowledge of the law

- Around a fifth of respondents (21%) report that they have personally experienced discrimination or harassment in the previous 12 months: 16% have experienced discrimination on the basis of one of the grounds analysed in the survey, and 5% on multiple grounds.
- Respondents who describe themselves as being part of a minority in terms of disability (37%) and those who say they belong to a minority with regards to sexual orientation (32%) or to an ethnic minority (30%) are most likely to say they have experienced discrimination.
- Just under half of respondents (45%) say they would know their rights should they fall victim to discrimination or harassment, an increase from the 2012 survey (+8 percentage points).

Equal opportunities in employment

- Many Europeans perceive that discrimination exists in recruitment practices. Over half (56%) believe that a job applicant's age, if over 55, would be a disadvantage. This is followed by a candidate's look, manner of dress or presentation (52%), skin colour or ethnic origin (46%), a disability (46%) and the candidate's general physical appearance (45%).

- There is widespread support for measures in the workplace to foster diversity, such as training on diversity issues (80%), monitoring of recruitment procedures (77%), and monitoring the composition of the workforce (69%).
- Most European workers feel that enough is being done to promote diversity in their workplace for young people (58%) and in terms of gender (58%). However, respondents are less likely to think that enough is being done in relation to other characteristics, in particular sexual orientation (42%) and gender identity (33%).

Measures and policies to fight discrimination

- There are mixed views on the effectiveness of national efforts to fight discrimination: 27% believe that efforts are effective, 36% say they are moderately effective and 26% ineffective. Views have become more positive since the 2012 survey, with an increase in the proportion saying efforts are effective (+5 percentage points).
- The majority of respondents (62%) say that new measures should be introduced to raise the level of protection for groups at risk of discrimination, while 27% think that new measures are not necessary.
- Respondents are most likely to think that measures to fight the economic crisis and policies to promote recovery in their country are excluding people over 55 years old (52%) and people with a disability (46%). They are less likely to think that other groups are being excluded.
- Respondents express support for providing personal details on an anonymous basis, if that could help to combat discrimination in their country. This applies to information on their ethnic origin (72% in favour), their religion or beliefs (71%), their health situation (66%) and their sexual orientation (63%).
- Most respondents agree that school lessons and material should include information about diversity, particularly in terms of ethnic origin (81% agree) and religion or beliefs (80%)

Important variations between countries

- Opinions on discrimination and towards the different groups at risk of discrimination differ quite importantly among EU Member States, as result of national specificities such as prevalence of different groups at risk of discrimination, cultural and historical considerations and/or recent political and legal developments relevant for each group.
- The polarisation of attitudes among countries is particularly high when it comes to opinions and perceptions on LGBT people.

1. SETTING THE CONTEXT

This chapter provides some background to the topic of discrimination. We first look at the extent of diversity in people's social networks and then see to what level Europeans see themselves as belonging to a group at risk of discrimination.

1.1. Belonging to a group at risk of discrimination

– Although just one in eight respondents consider themselves part of a group at risk of discrimination, their social circles continue to get more diverse –

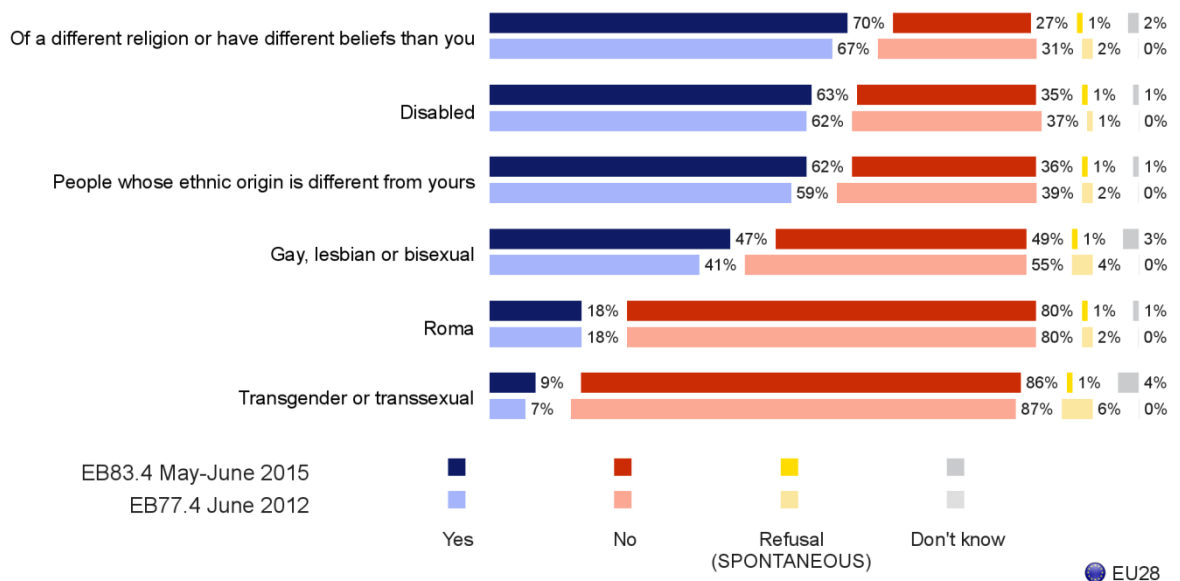
Attitudes towards discrimination can be strongly influenced by whether people have friends or acquaintances from various groups at risk of discrimination. As we will see throughout the report, this is a factor with considerable impact on attitudes to opinions and attitudes towards discrimination.

The results of this Eurobarometer survey reveal that the **social circles of Europeans** are steadily becoming more diverse: seven in ten respondents have friends or acquaintances who are of a different religion or have different beliefs than themselves (70%; +3 percentage points since June 2012) and almost two in three have friends or acquaintances who have disabilities (63%; +1) or of a different ethnic origin from their own (62%; +3). It is slightly less common for respondents to have gay, lesbian or bisexual friends or acquaintances (47%), although this is now more common than in June 2012 (+6), and a minority of respondents have Roma friends or acquaintances (18%; no change) or have transgender or transsexual friends or acquaintances (9%; +2)¹¹. Respondents were read a definition of transgender and transsexual¹². Overall, these findings show a continuing increase in the diversity of respondents' social networks.

¹¹ SD1: Do you have friends or acquaintances who are...? 1) People whose ethnic origin is different from yours 2) Roma 3) Gay, lesbian or bisexual 4) Disabled 5) Of a different religion or have different beliefs than you 7) Transgender or transsexual.

¹²: "Gender identity refers to each person's deeply felt internal and individual experience of gender, which may or may not correspond with the sex assigned at birth. **Transgender and transsexual** are people whose gender identity differs from the sex they were assigned at birth. This has legal implications as well: for example, a transgender or transsexual person with a female gender identity would seek to change her civil documents (passport, ID, driving license, etc.) from 'male' to 'female' to match how she lives her everyday life".

SD1. Do you have friends or acquaintances who are...?



There is wide **variation between countries**: more than half of respondents in Romania (55%) say that they have friends or acquaintances who are **Roma**¹³. By contrast, in nine countries the proportion is less than 10%. More generally, 85% of respondents in Estonia and Sweden report having friends or acquaintances **whose ethnic origin is different** from theirs, while this falls to just over one in five in Poland (21%). Similarly, respondents in Poland (39%) are least likely to say they have friends with a **different religion or beliefs**, while almost nine in ten (89%) in the United Kingdom report this.

Looking at diversity in terms of sexual orientation and gender identity, more than eight out of ten respondents in the Netherlands say they **have gay, lesbian or bisexual friends or acquaintances** (84%), but just 6% of respondents in Romania say the same. Over one in five respondents (22%) in Malta report having **transgender or transsexual** persons in their social circle; however, in ten Member States, this proportion is below 5%.

Finally, over three in four respondents in Lithuania say they have friends or acquaintances who have **disabilities**. Indeed, at least half of respondents say this in 25 Member States, and the lowest proportion is found in Greece (43%).

There are clear differences in the findings depending on people's **socio-demographic characteristics**. Across all types of friends or acquaintance included in the survey, the main socio-demographic variations are as follows: younger respondents, those with longer full-time education, and those in urban areas are more likely to have a diverse group of friends or acquaintances.

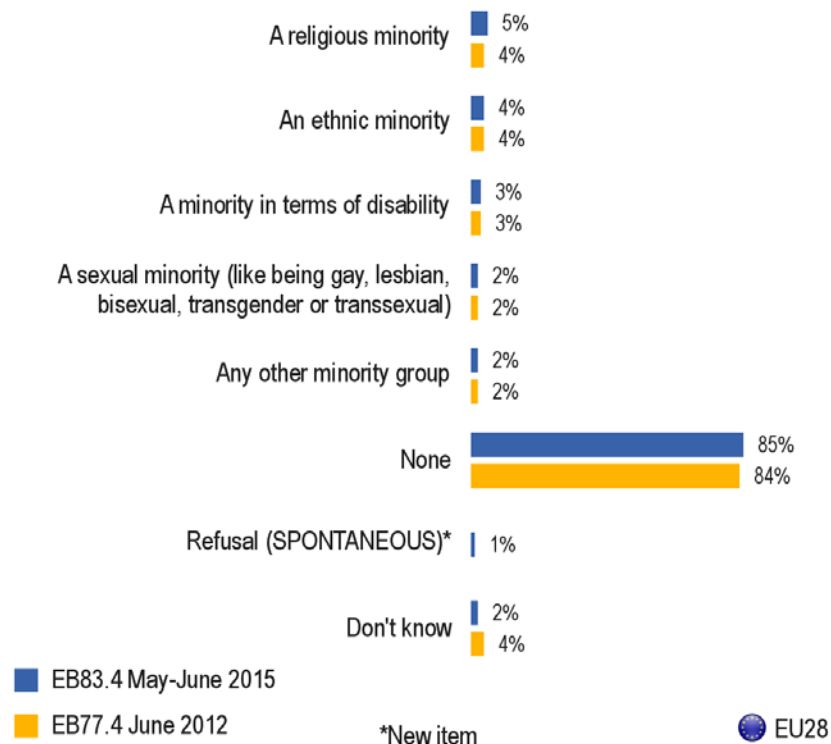
With regards to self-identification as a minority, 12% of European citizens consider themselves **part of a group at risk of discrimination**, including 5% who say they are part of a religious minority and 4% who are from an ethnic minority, 3% who say they

¹³ According to Council of Europe estimates, there are some six million Roma in the European Union, of whom close to two million are estimated to live in Romania. <http://www.coe.int/en/web/portal/roma>

are part of a minority in terms of disability, 2% from a minority with regards to sexual orientation and 2% from any other group at risk of discrimination¹⁴.

These findings are very similar to those observed in the previous survey in June 2012.

SD2. Where you live, do you consider yourself to be part of any of the following?
Please tell me all that apply. (MULTIPLE ANSWERS POSSIBLE)



The proportion that considers themselves part of any group at risk of discrimination does not vary much across different **Member States**. It is highest in the United Kingdom (22%, with a high proportion saying they are part of an ethnic or religious minority) and lowest in Greece (5%) and Cyprus (7%).

¹⁴ SD2: Where you live, do you consider yourself to be part of any of the following? Please tell me all that apply.

2. THE PERCEPTION OF AND ATTITUDES TOWARDS DISCRIMINATION IN THE EU

This section examines respondents' perceptions of whether discrimination is widespread and then asks respondents about their own perceptions; specifically, respondents were asked how comfortable they would be with different scenarios relating to groups at risk of discrimination (e.g. whether they would be comfortable with having a person from a group at risk of discrimination in the highest elected position in their country). Finally, the section considers whether diversity is sufficiently reflected in the media.

Section 2.1 covers perceptions of different forms of discrimination; then sections 2.2 – 2.7 focus on attitudes towards each of a number of groups at risk of discrimination in turn. Section 2.8 looks at diversity in the media across all groups at risk of discrimination.

2.1. In general

This section examines how widespread Europeans think discrimination is in their country, in relation to various groups at risk of discrimination. Respondents were read a definition for discrimination and harassment¹⁵. It is important to bear in mind that the findings reflect respondents' *perceptions* of discrimination of their country, rather than the prevalence of discrimination in reality; thus, these perceptions are likely to vary according to personal knowledge and experience.

– Discrimination on various grounds is seen as more widespread than was the case in 2012 –

Discrimination on the grounds of **ethnic origin** continues to be regarded as the most widespread form of discrimination in the EU (64%), and it is more likely to be seen as widespread than was the case in 2012 (+8 percentage points). More than half of respondents in the European Union say that discrimination is widespread in their country on the basis of **sexual orientation** (58%; +12) and **gender identity** (56%; +11), both showing substantial increases from the 2012 survey. The proportion saying discrimination on the basis of **religion or belief** is widespread has also increased substantially, from 39% in 2012 up to 50% in 2015, while there has been a smaller increase in relation to **discrimination on the basis of disability** (50%; +4).

Over one in three respondents say that **discrimination on the basis of gender** is widespread in their country (37%; +6 percentage points). Respondents are more likely to say that **age discrimination** is widespread on the basis of being **over 55 years old** (42%; -3) rather than being **under 30 years olds** (19%; +1)¹⁶.

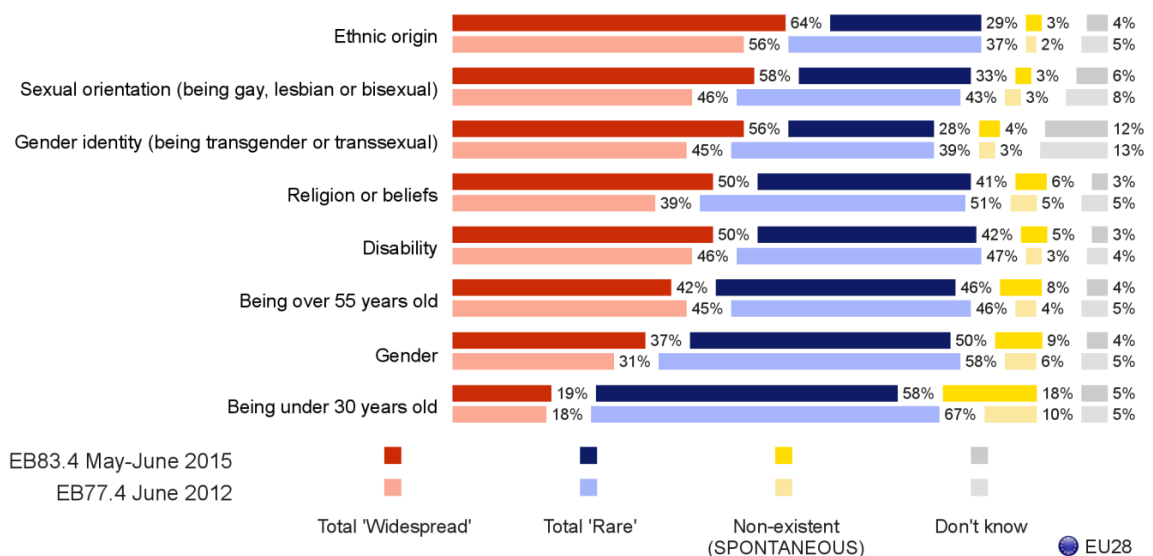
¹⁵ "Discrimination is understood to mean when a person or group is treated less favourably than others because of personal characteristics. Harassment is commonly understood to arise when unwanted behaviour takes place with the purpose or effect of violating the dignity of a person and of creating a hostile, degrading, humiliating or offensive environment."

¹⁶ QC1: For each of the following types of discrimination, could you please tell me whether, in your opinion, it is very widespread, fairly widespread, fairly rare or very rare in (OUR COUNTRY)? Discrimination on the basis of...

Respondents could also answer *spontaneously* that they consider a particular type of discrimination to be non-existent in their country. Respondents are most likely to say that discrimination is non-existent on the grounds of age (18% in relation to being under 30 years old and 8% in relation to being over 55) and gender (9%).

It is important to see these results in the context of the survey findings as a whole. As we will see throughout the report, more Europeans report to be more tolerant of groups at risk of discrimination and also to be better informed about their rights in case of discrimination compared with the Eurobarometer survey conducted in 2012. Therefore, the perception that discrimination is more widespread could reflect a greater awareness about discrimination as much as an actual rise in cases of discrimination.

QC1. For each of the following types of discrimination, could you please tell me whether, in your opinion, it is very widespread, fairly widespread, fairly rare or very rare in (OUR COUNTRY)? Discrimination on the basis of...



Analysis by country shows the following patterns:

- Respondents in France are particularly likely to say that discrimination is widespread in their country on a number of grounds: ethnic origin (82%), religion or beliefs (76%), sexual orientation (72%), disability (69%) and gender (53%)..
- The proportion of respondents that say discrimination is widespread on the basis of sexual orientation and gender identity is high in Cyprus (79% for both), Italy (73% for sexual orientation and 71% for gender identity) and Greece (70% and 73%).
- Respondents in Romania are most likely to see age discrimination as widespread – in relation to both those aged over 55 (56%) and those aged under 30 (33%)..

1) Ethnic origin 2) sexual orientation (being gay, lesbian or bisexual) 3) Being over 55 years olds 4) Being under 30 years old 5) Religion or beliefs 6) Disability 7) Gender identity (being transgender or transsexual) 8) Gender.






























- In several countries, most respondents say that discrimination is rare, on a number of grounds:
 - Latvia, on the basis of ethnic origin (32%), religion (14%), gender (19%), sexual orientation (35%) and gender identity (21%);
 - Estonia, on the basis of ethnic origin (41%), religion (18%) and gender identity (24%);
 - Poland, on the basis of ethnic origin (31%), disability (29%) and gender (19%);
 - Slovakia, on the basis of ethnic origin (46%), religion (15%) and sexual orientation (38%);
 - Luxembourg, on the basis of disability (31%), sexual orientation (38%) and of being over 55 (26%).

- In the Czech Republic and Bulgaria, respondents are particularly likely to say that discrimination against people aged over 55 is widespread (58% and 57%, respectively). However, they are less likely to see widespread discrimination on other grounds. In the Czech Republic, low proportions say that discrimination is widespread on the basis of religion or beliefs, sexual orientation and gender identity. In Bulgaria, low proportions say that discrimination is widespread on the basis of gender and sexual orientation.

- In Denmark, respondents are likely to say that discrimination on the grounds of ethnic origin (78%) is widespread, but are unlikely to say that age or gender discrimination is widespread in their country.

QC1 For each of the following types of discrimination, could you please tell me whether, in your opinion, it is very widespread, fairly widespread, fairly rare or very rare in (OUR COUNTRY)? Discrimination on the basis of...

Answer: Total 'Widespread'

	Ethnic origin	Sexual orientation (being gay, lesbian or bisexual)	Gender identity (being transgender or transsexual)	Religion or beliefs	Disability	Being over 55 years old	Gender	Being under 30 years old
 EU28	64%	58%	56%	50%	50%	42%	37%	19%
 BE	74%	59%	55%	67%	52%	43%	37%	19%
 BG	47%	34%	31%	27%	54%	57%	19%	23%
 CZ	52%	30%	26%	17%	38%	58%	28%	15%
 DK	78%	47%	47%	63%	37%	22%	19%	8%
 DE	60%	50%	51%	48%	39%	30%	25%	8%
 EE	41%	36%	24%	18%	43%	39%	28%	15%
 IE	58%	49%	47%	41%	40%	31%	28%	19%
 EL	70%	71%	73%	47%	56%	46%	32%	21%
 ES	63%	56%	66%	43%	49%	43%	41%	20%
 FR	82%	72%	62%	76%	69%	51%	53%	28%
 HR	50%	62%	49%	41%	47%	47%	39%	25%
 IT	73%	73%	71%	47%	52%	41%	41%	22%
 CY	66%	79%	79%	54%	51%	47%	36%	20%
 LV	32%	35%	21%	14%	43%	49%	19%	21%
 LT	29%	57%	46%	17%	44%	50%	25%	20%
 LU	50%	38%	34%	37%	31%	26%	28%	16%
 HU	65%	49%	40%	29%	54%	58%	43%	27%
 MT	71%	55%	58%	45%	37%	42%	33%	18%
 NL	84%	65%	56%	66%	53%	42%	36%	14%
 AT	58%	57%	58%	51%	43%	41%	27%	15%
 PL	31%	48%	44%	27%	29%	31%	19%	12%
 PT	64%	69%	65%	32%	65%	52%	30%	18%
 RO	51%	52%	46%	37%	56%	56%	38%	33%
 SI	40%	42%	37%	29%	42%	43%	30%	21%
 SK	46%	38%	33%	15%	39%	50%	24%	19%
 FI	67%	51%	49%	35%	47%	44%	24%	12%
 SE	84%	63%	69%	67%	56%	33%	53%	11%
 UK	70%	58%	60%	68%	57%	45%	48%	26%

Highest percentage per country

Lowest percentage per country

Highest percentage per item

Lowest percentage per item

Turning to **socio-demographic** variations:

- **Women are more likely than men to say that discrimination is widespread in their country.** This applies not only to gender discrimination (40% of women say this is widespread, compared with 33% of men), but also to other forms of discrimination as well. The difference is greatest in relation to disability discrimination (54% of women compared with 46% of men).
- **Older people are less likely to say that various forms of discrimination are widespread.** The difference is most pronounced in relation to gender identity (49% of those aged 55 or over say this is widespread, compared with 65% of those aged 15-24). The one exception is discrimination against those aged over 55: younger people aged 15-24 are less likely to say this is widespread (32%), although the figure for those aged 55 or over (44%) is similar to those for the 25-39 and 40-54 age groups (41% and 45% respectively).
- **Respondents who stayed at school the longer** are slightly more likely to say that discrimination is widespread, on the basis of gender, ethnic origin, religion or beliefs, and gender identity.
- Respondents are more likely to say that discrimination is **widespread if they are members of the group at risk of discrimination in question.** The difference is greatest in relation to disability: 70% of those who have disabilities themselves say that disability discrimination is widespread, compared with 50% of respondents overall.
- However, answers are also influenced by whether respondents are members of *any* group at risk of discrimination. For example, the proportion of respondents who say that discrimination on the grounds of religion or beliefs is widespread is higher than average among respondents who are from a minority with regards to sexual orientation (63%) or other group at risk of discrimination (64%). This suggests that being part of a group at risk of discrimination might increase awareness of the presence of discrimination, both in relation to their own and other groups at risk of discrimination.
- Similarly, respondents are more likely to say that discrimination is widespread if they have experienced discrimination themselves, although this is not limited to the type of discrimination in question. In particular, respondents who have experienced discrimination on multiple grounds are more likely to see various types of discrimination as widespread.
- People who have friends or acquaintances who belong to a group at risk of discrimination are more likely to say that discrimination is widespread. Once again, this applies not just to respondents who have friends or acquaintances belonging to the group in question, but more broadly to those who have a diverse social circle.

QC1 For each of the following types of discrimination, could you please tell me whether, in your opinion, it is very widespread, fairly widespread, fairly rare or very rare in (OUR COUNTRY)? Discrimination on the basis of...

Answer: Total 'Widespread'

	Ethnic origin	Sexual orientation (being gay, lesbian or bisexual)	Gender identity (being transgender or transsexual)	Religion or beliefs	Disability	Being over 55 years old	Gender	Being under 30 years old
EU28	64%	58%	56%	50%	50%	42%	37%	19%

Gender

Man	62%	55%	54%	48%	46%	39%	33%	18%
Woman	66%	60%	58%	52%	54%	45%	40%	20%

Age

15-24	68%	66%	65%	58%	52%	32%	37%	22%
25-39	67%	60%	59%	52%	50%	41%	39%	21%
40-54	66%	59%	58%	50%	53%	45%	38%	19%
55 +	60%	52%	49%	45%	47%	44%	34%	17%

Education (End of)

15-	60%	55%	52%	45%	51%	46%	35%	20%
16-19	62%	56%	54%	47%	48%	42%	33%	20%
20+	69%	58%	58%	53%	51%	44%	41%	17%
Still studying	67%	67%	66%	57%	53%	31%	39%	21%

Experienced discrimination

No	62%	56%	55%	47%	47%	38%	32%	16%
Single ground	73%	65%	63%	59%	63%	56%	49%	29%
Multiple grounds	75%	68%	63%	66%	68%	60%	57%	37%

Friends with different ethnic origin

Yes	70%	62%	61%	56%	54%	43%	40%	20%
No	54%	51%	48%	40%	44%	40%	31%	18%

Self-defined minority

Ethnic	69%	58%	53%	60%	49%	43%	46%	28%
Religious	72%	57%	56%	64%	56%	42%	43%	27%
Sexual orientation	75%	72%	71%	63%	64%	52%	52%	34%
Disability	69%	58%	62%	58%	70%	55%	46%	31%
Other	76%	67%	66%	64%	61%	49%	52%	32%
None	63%	58%	56%	49%	49%	41%	35%	18%

2.2. Ethnic origin

– Europeans are becoming more comfortable with the possibility of having a head of state from an ethnic minority group –

2.2.1. *Having a person from a different ethnic origin in the highest political office*

Firstly, we examine attitudes to ethnic diversity as measured by how 'comfortable' Europeans would be if someone of a different ethnic origin from the majority of the population were appointed to the highest elected political position in their country.

As with all of the questions in this section, respondents answered using a 10-point scale (where 1 means totally uncomfortable and 10 means totally comfortable). For analysis purposes, these responses have been combined into three categories: 'comfortable' (score of 7-10 out of 10), 'moderately comfortable' (score of 5 or 6) and 'uncomfortable' (score of less than 5). In addition, some respondents answered *spontaneously* that they were 'indifferent', which can be taken as a positive response indicating that the respondent is relaxed and tolerant about issues relating to the group at risk of discrimination in question. In much of the analysis, including the trend comparisons with the previous survey, we have combined the 'comfortable' and 'indifferent' responses to give a proportion that are either comfortable or relaxed about the issue in question: we then used the term 'at ease' to describe the combination of these two answers.






























Across the EU as a whole, **close to two-thirds of respondents (64%) say that they would be at ease if someone of a different ethnic origin from the majority of the population were appointed to the highest elected political position in their country** (combining the 'comfortable' (55%) and 'indifferent' responses (9%)); 18% would be uncomfortable with this¹⁷. There has been an increase from the 2012 survey from 53% up to 64%: **respondents are now more comfortable with the possibility of electing someone to the highest political position from an ethnic minority than they were three years ago.**

The figures for the EU as a whole conceal wide variations at the **national level**. In five countries, at least three-quarters of respondents say they would be comfortable or indifferent about having someone from an ethnic minority in the highest elected political position: Sweden (83%), Spain (80%), Ireland (78%), the United Kingdom (77%) and the Netherlands (75%). Conversely, only a small proportion of respondents say they would be comfortable or indifferent in the Czech Republic (26%), with low proportions also seen in Bulgaria (38%), Cyprus (38%) and Slovakia (39%).

¹⁷ QC4: And using a scale from 1 to 10, please tell me how you would feel about having a person from each of the following groups in the highest elected political position in (OUR COUNTRY). '1' means that you would feel "not at all comfortable" and '10' that you would feel "totally comfortable". 3) A person from a different ethnic origin than the majority of the population.

A comparison with the 2012 results indicates that comfort levels are now higher in 23 Member States. The largest increases in the proportion comfortable or indifferent are recorded in Hungary (+22 percentage points), Austria (+18) and Belgium (+18). The only countries where there has been a decrease are Bulgaria (-5), Poland (-2) and Denmark (-1). The proportion of respondents who would be at ease if someone of a different ethnic origin from the majority of the population were appointed to the highest elected political position has remained stable in the Czech Republic.

QC4.3. And using a scale from 1 to 10, please tell me how you would feel about having a person from each of the following groups in the highest elected political position in (OUR COUNTRY). '1' means that you would feel "not at all comfortable" and '10' that you would feel "totally comfortable".
A person from a different ethnic origin than the majority of the population

		Total 'Comfortable' (7-10)		Total 'Moderately comfortable' (5-6)		Total 'Uncomfortable' (1-4)		Indifferent (SPONTANEOUS)		Don't know	
		EB83.4	Diff. 2015-2012	EB83.4	Diff. 2015-2012	EB83.4	Diff. 2015-2012	EB83.4	Diff. 2015-2012	EB83.4	Diff. 2015-2012
	EU28	55%	+7	16%	-5	18%	-6	9%	+4	2%	=
	HU	48%	+21	18%	-6	24%	-16	9%	+1	1%	=
	RO	50%	+20	12%	-5	22%	-6	14%	-4	3%	-4
	IE	75%	+19	12%	-4	10%	-6	3%	-4	0%	-5
	BE	60%	+17	18%	-7	20%	-11	2%	+1	1%	+1
	LV	42%	+17	18%	-3	22%	-13	15%	=	2%	-2
	EL	40%	+15	14%	-2	44%	-13	1%	=	0%	-1
	CY	35%	+14	16%	+6	46%	-21	3%	+2	0%	-1
	PT	56%	+13	13%	-11	12%	-4	18%	+4	1%	-2
	NL	71%	+11	15%	-4	11%	-8	4%	+3	0%	-1
	IT	51%	+11	18%	-10	18%	-6	11%	+4	3%	+1
	FR	65%	+10	15%	-4	14%	-8	4%	+2	2%	=
	UK	76%	+8	12%	-3	9%	-4	1%	=	1%	-2
	SE	80%	+5	8%	-5	7%	-4	3%	+2	1%	+1
	AT	38%	+5	17%	-9	25%	-11	16%	+13	4%	+2
	ES	68%	+4	11%	-9	8%	-6	12%	+10	2%	+1
	PL	58%	+4	18%	=	19%	+4	4%	-6	2%	-1
	MT	41%	+3	17%	+3	35%	-7	5%	+3	2%	-2
	SK	22%	+2	29%	-6	29%	-9	17%	+11	2%	+1
	DE	36%	+1	21%	-3	23%	-8	18%	+11	2%	-1
	FI	36%	+1	20%	+1	23%	-14	20%	+11	1%	+1
	CZ	16%	-2	21%	-6	52%	+7	10%	+2	1%	=
	LT	40%	-3	17%	-2	35%	+3	8%	+6	0%	-5
	SI	50%	-4	14%	-4	19%	-7	14%	+13	1%	=
	EE	30%	-5	14%	-9	25%	-4	27%	+16	4%	+2
	BG	28%	-5	16%	-2	41%	+7	10%	=	4%	-1
	LU	54%	-6	11%	-3	13%	-2	20%	+11	2%	+1
	DK	62%	-10	11%	=	15%	+1	11%	+9	2%	+1
	HR	62%	NA*	16%	NA*	15%	NA*	5%	NA*	2%	NA*

* NA= Not asked: this question was not asked in this country during the previous survey

Socio-demographic analysis shows that younger people are more at ease with having a person from an ethnic minority in the highest elected political office (72% of 15-24 year olds are comfortable or indifferent, falling to 57% among those aged 55 or over). Comfort levels (those comfortable or indifferent) are also higher among those who left education at a later stage (73% among those who finished their full-time education at the age of 20 or older, falling to 56% among those who ended education by the age of 15).

Respondents who are from an ethnic minority themselves are more likely to be comfortable or indifferent about the possibility of having a person from an ethnic minority in the highest elected political office (76%). Comfort levels are also higher among those who have friends or acquaintances from a different ethnic origin (72%), as well as those who have friends or acquaintances from other groups at risk of discrimination (for example 74% of those with friends or acquaintances who are gay, lesbian or bisexual say they would be comfortable or indifferent). This suggests that having a more diverse social circle tends to increase people's tolerance towards different groups at risk of discrimination.

2.2.2. *Working with a Roma, black, Asian or white person*

All respondents were asked, regardless of whether they were actually working or not, how comfortable they would feel if one of their colleagues at work belonged to various ethnic groups¹⁸.

Across the EU as a whole, a large majority of respondents say they would be at ease working with a white person (94%), including 11% saying they are 'indifferent'; just 4% say they would be moderately comfortable or uncomfortable. However, the proportions that are comfortable or indifferent are lower in relation to working with a black or Asian person (83% in each case), and lower still for working with a Roma person (63%). In particular, 20% of respondents say they would be uncomfortable working with a Roma person; this compares with 6% for working with either a black or Asian person and 1% for working with a white person.

Country analysis indicates that respondents in the following countries are most at ease with the possibility of working with a **black person**: Sweden (97% comfortable or indifferent), Denmark (96%), the Netherlands (95%), France (94%), the United Kingdom (95%), Luxembourg (94%) and Ireland (93%). Conversely, respondents are least likely to be comfortable or indifferent with the possibility of working with a black person in Slovakia (48%), the Czech Republic (53%) and Bulgaria (58%).






























Regarding having an **Asian person** as a colleague, respondents in Sweden (97%), France (95%), the Netherlands (95%) and Denmark (94%) are most likely to be

¹⁸ QC13: Regardless of whether you are actually working or not, please tell me, using a scale from 1 to 10, how comfortable you would feel if one of your colleagues at work belonged to each of the following groups? '1' means that you would feel, "not at all comfortable" and '10' that you would feel "totally comfortable". 1) A Roma person 2) A black person 3) an Asian person 4) A white person.

comfortable or indifferent. On the other hand, respondents from Slovakia (49%) and the Czech Republic (51%) are least likely to be at ease with this situation. Overall, the attitudes toward colleagues that are Asian or black follow similar patterns and proportions across Member States.

Respondents in Sweden are also most likely to say they would be at ease working with a **Roma person** (87% comfortable or indifferent), along with those in Spain (81%), the United Kingdom (79%), Luxembourg (78%), the Netherlands (77%) and Ireland (77%). The lowest proportions can again be seen in the Czech Republic (29% comfortable or indifferent), Italy (37%), Slovakia (41%) and Bulgaria (43%).

QC13. Regardless of whether you are actually working or not, please tell me, using a scale from 1 to 10, how comfortable you would feel if one of your colleagues at work belonged to each of the following groups? '1' means that you would feel, "not at all comfortable" and '10' that you would feel "totally comfortable".
% of total 'Comfortable' (7-10) + 'Indifferent (SPONTANEOUS)' answers

		A white person	A black person	An Asian person	A Roma person
	EU28	94%	83%	83%	63%
	BE	94%	86%	87%	57%
	BG	94%	58%	67%	43%
	CZ	91%	53%	51%	29%
	DK	98%	96%	94%	70%
	DE	89%	81%	81%	58%
	EE	95%	65%	70%	48%
	IE	96%	93%	91%	77%
	EL	97%	76%	74%	50%
	ES	98%	90%	89%	81%
	FR	98%	94%	95%	71%
	HR	90%	71%	71%	60%
	IT	95%	81%	76%	37%
	CY	96%	79%	78%	63%
	LV	96%	75%	75%	66%
	LT	95%	67%	68%	49%
	LU	95%	94%	92%	78%
	HU	90%	65%	66%	61%
	MT	92%	75%	76%	56%
	NL	97%	95%	95%	77%
	AT	93%	69%	80%	59%
	PL	91%	79%	78%	67%
	PT	95%	84%	81%	66%
	RO	87%	70%	70%	61%
	SI	91%	78%	77%	66%
	SK	86%	48%	49%	41%
	FI	89%	77%	76%	64%
	SE	98%	97%	97%	87%
	UK	95%	95%	91%	79%

Highest percentage per country *Lowest percentage per country*
Highest percentage per item *Lowest percentage per item*

Socio-demographic analysis shows that:

- Older people (aged 55 or over) are less likely to say they would be comfortable or indifferent about working with someone from an ethnic minority group (57% for a Roma person, 79% for a black person and 78% for an Asian person).
- Respondents with higher levels of education are more at ease with the possibility of working with someone from an ethnic minority group. For example, the proportion of respondents who say they would be comfortable or indifferent about working with a Roma person is 71% among those who left education at the age of 20 or older, falling to 54% among those who finished education by the age of 15.
- People with a diverse social circle are more at ease with the idea of working with different ethnic groups. This applies to people who have friends and acquaintances who are from different ethnic groups, as well as those whose social circle includes other groups at risk of discrimination (e.g. gay, lesbian or bisexual people).

2.2.3. *Having sons or daughters in a love relationship with a Roma, black, Asian or white person*

All respondents were then asked, regardless of whether they had sons or daughters or not, how comfortable they would feel **if one of their sons or daughters was in a love relationship** with a person from a different ethnic group¹⁹. Generally speaking, in comparison to the previous question about having a member or a group at risk of discrimination as a colleague, the levels of comfort and tolerance in this question are lower. Additionally, the differences between countries and socio-demographic categories become more pronounced.

Almost all respondents say they would be very at ease if their son or daughter had a relationship with a white person (92% comfortable or indifferent). However, the proportions are lower in relation to an Asian person (69% comfortable or indifferent) and a black person (64%), and lower still for a Roma person (45%). In general, the 'comfort' scores for this question are lower than seen above in relation to work colleagues, indicating that there can be a reasonable level of resistance to love relationships across ethnic groups.





























Country patterns mirror those seen above in relation to work colleagues. Respondents are most likely to be comfortable or indifferent about a son or daughter having a relationship with a black or Asian person in Sweden (89% and 92% respectively), Luxembourg (85% and 87%), the Netherlands (83% and 84%), Denmark (82% and 85%), the United Kingdom (81% and 80%) and France (79% and 85%). The proportions

¹⁹ QC14: Regardless of whether you have children or not, please tell me, using a scale from 1 to 10, how comfortable you would feel if one of your children was in a love relationship with a person from each of the following groups. '1' means that you would feel, "not at all comfortable" and '10' that you would feel "totally comfortable". 1) A Roma person 2) A black person 3) an Asian person 4) A white person.

that are comfortable or indifferent are again lowest in Slovakia (23% for a black person and 26% for an Asian person), the Czech Republic (23% and 25% respectively) and Bulgaria (21% and 32%).

Respondents in Sweden are most likely to say they would be comfortable or indifferent if one of their sons or daughters had a love relationship with a Roma person (76%), along with those in the United Kingdom (65%), Luxembourg (63%) and Spain (60%). The lowest proportions can be seen in the Czech Republic (11%), Bulgaria (13%) and Slovakia (17%).

QC14. Regardless of whether you have children or not, please tell me, using a scale from 1 to 10, how comfortable you would feel if one of your children was in a love relationship with a person from each of the following groups. '1' means that you would feel, "not at all comfortable" and '10' that you would feel "totally comfortable".
% of total 'Comfortable' (7-10) + 'Indifferent (SPONTANEOUS)' answers

		A white person	An Asian person	A black person	A Roma person
	EU28	92%	69%	64%	45%
	BE	92%	74%	67%	36%
	BG	91%	32%	21%	13%
	CZ	90%	25%	23%	11%
	DK	96%	85%	82%	48%
	DE	88%	68%	58%	42%
	EE	91%	52%	44%	32%
	IE	96%	79%	78%	59%
	EL	94%	45%	41%	21%
	ES	97%	78%	77%	60%
	FR	96%	85%	79%	53%
	HR	87%	52%	52%	38%
	IT	92%	62%	62%	26%
	CY	95%	35%	38%	25%
	LV	96%	51%	46%	40%
	LT	94%	36%	34%	24%
	LU	95%	87%	85%	63%
	HU	88%	50%	47%	44%
	MT	94%	49%	43%	36%
	NL	95%	84%	83%	54%
	AT	91%	68%	53%	46%
	PL	86%	54%	54%	41%
	PT	91%	69%	66%	40%
	RO	84%	52%	49%	36%
	SI	81%	57%	55%	42%
	SK	84%	26%	23%	17%
	FI	90%	72%	70%	50%
	SE	97%	92%	89%	76%
	UK	92%	80%	81%	65%

Highest percentage per country

Lowest percentage per country

Highest percentage per item

Lowest percentage per item

Socio-demographic patterns are the same as those seen in relation to work colleagues. Older people (aged 55 or over) are less likely to say they would be comfortable or indifferent if one of their sons or daughters had a relationship with someone from an ethnic minority group. 'Comfort' levels are highest among respondents with higher levels of education, as well as those with a diverse social circle (friends or acquaintances in different ethnic groups, as well as those whose social circle includes other groups at risk of discrimination).

2.3. Age discrimination against older people

– Europeans are becoming more at ease with the idea of having someone aged over 75 in the highest political office –

2.3.1. *Having a person over 75 in the highest political office*

Many people across Europe would not be comfortable about having a person aged over 75 in the highest elected political position in their country. Less than half (46%) say they would be comfortable (giving a score of 7-10 out of 10), with a further 7% *spontaneously* saying that they are indifferent, while 29% would be uncomfortable (score of less than 5)²⁰.

EU citizens are more at ease than they were three years ago about having a person aged over 75 in the highest elected political position in their country. The proportion who are comfortable or indifferent has increased from 39% to 53% since the June 2012 survey.






























Looking at **variations by country**, respondents are most at ease with having someone aged over 75 in the highest elected political position in Italy (75% comfortable or indifferent), Ireland (68%), Spain (63%), Portugal (62%) and the United Kingdom (61%). The lowest proportions can be seen in Cyprus (24%), Lithuania (24%), the Czech Republic (29%) and Slovakia (33%).

A comparison with the 2012 results indicates that **comfort levels are now higher in 25 countries**. The largest increases are recorded in Italy (+36 percentage points) and Hungary (+21). The only countries showing a decrease are Lithuania (-4) and Luxembourg (-1).

²⁰ QC4: And using a scale from 1 to 10, please tell me how you would feel about having a person from each of the following groups in the highest elected political position in (OUR COUNTRY). '1' means that you would feel "not at all comfortable" and '10' that you would feel "totally comfortable". 7) A person over 75 years old.

QC4.7. And using a scale from 1 to 10, please tell me how you would feel about having a person from each of the following groups in the highest elected political position in (OUR COUNTRY). '1' means that you would feel "not at all comfortable" and '10' that you would feel "totally comfortable".

A person over 75 years old

		Total 'Comfortable' (7-10)		Total 'Moderately comfortable' (5-6)		Total 'Uncomfortable' (1-4)		Indifferent (SPONTANEOUS)		Don't know	
		EB83.4	Diff. 2015-2012	EB83.4	Diff. 2015-2012	EB83.4	Diff. 2015-2012	EB83.4	Diff. 2015-2012	EB83.4	Diff. 2015-2012
	EU28	46%	+11	17%	-3	29%	-10	7%	+3	1%	-1
	IT	63%	+29	11%	-17	13%	-18	12%	+7	2%	=
	HU	47%	+20	15%	-7	30%	-13	7%	+1	1%	=
	EL	49%	+14	17%	-4	32%	-10	1%	=	0%	=
	BE	52%	+13	21%	-2	24%	-13	2%	+1	0%	=
	PL	49%	+12	17%	=	30%	-6	3%	-4	1%	-2
	LV	25%	+12	16%	+2	47%	-17	11%	+4	1%	=
	UK	60%	+11	17%	-2	22%	-6	1%	=	1%	-1
	RO	36%	+11	13%	+1	39%	-2	8%	-7	4%	-3
	DE	38%	+10	17%	-3	34%	-13	10%	+6	2%	+1
	PT	48%	+9	15%	-10	22%	=	14%	+3	2%	-1
	BG	28%	+9	17%	+2	41%	-15	8%	+3	6%	=
	CY	23%	+9	16%	+2	60%	-12	1%	+1	0%	=
	IE	64%	+8	15%	+1	17%	-4	4%	-2	0%	-3
	FR	34%	+8	21%	=	42%	-9	3%	+2	1%	=
	SK	21%	+7	23%	-1	43%	-15	12%	+9	2%	+1
	ES	55%	+6	15%	-3	19%	-12	8%	+7	2%	+1
	FI	25%	+6	18%	-2	44%	-12	12%	+7	1%	+1
	AT	42%	+4	15%	-11	25%	-6	15%	+10	3%	+2
	NL	38%	+4	27%	+3	32%	-9	2%	+1	0%	=
	SI	37%	+4	19%	-1	31%	-15	11%	+11	1%	+1
	CZ	20%	+4	23%	=	49%	-6	9%	+4	1%	=
	SE	51%	+1	18%	-1	29%	-2	2%	+2	1%	+1
	MT	39%	-1	20%	=	35%	-2	5%	+3	2%	+1
	DK	39%	-2	19%	+2	33%	-8	9%	+8	2%	+1
	LU	34%	-5	22%	+6	31%	-6	12%	+4	2%	+2
	LT	21%	-5	11%	-6	65%	+12	3%	+1	0%	-2
	EE	26%	-6	17%	=	33%	-7	21%	+13	4%	+1
	HR	55%	NA*	18%	NA*	20%	NA*	5%	NA*	2%	NA*

* NA= Not asked: this question was not asked in this country during the previous survey

The socio-demographic analysis shows that, perhaps surprisingly, older respondents (aged 55 or over) are less at ease than younger people with the idea of having someone aged over 75 in the highest political office (48% are comfortable or indifferent, rising to 60% among 15-24 year olds). Otherwise, findings vary less across various other socio-demographic and cultural groups.

2.3.2. Working with a person aged over 60

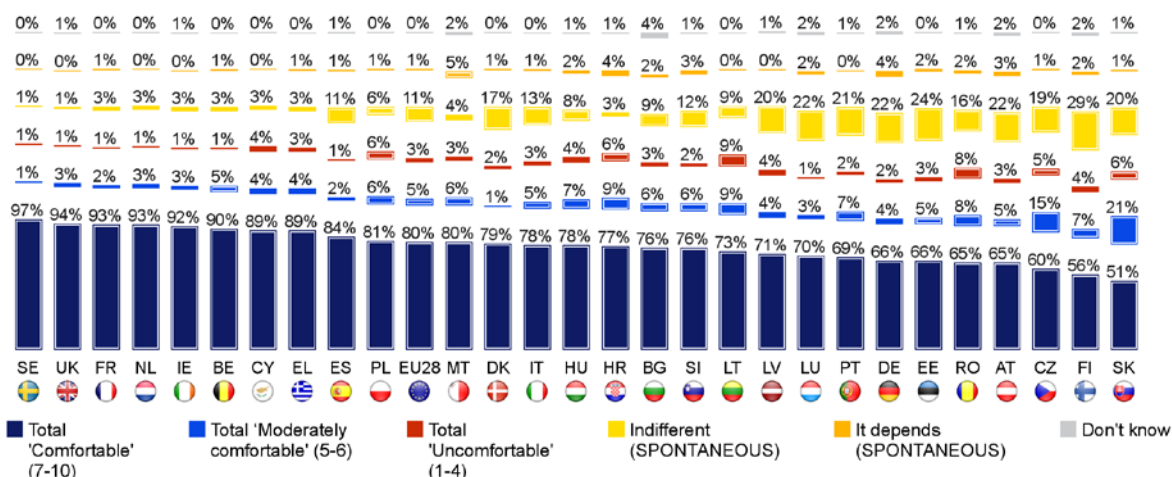
A large majority of respondents say that they would be **very comfortable** working with someone aged over 60. More than six in ten (63%) give a score of 10 out of 10 for how comfortable they would be with this situation; overall, 80% would be comfortable (7-10 out of 10), with 11% 'indifferent' (making a total of 91% of respondents that would feel at ease working with someone aged over 60). Just 3% would not be comfortable with it (score of less than 5)²¹.

In 15 **countries**, at least 90% of respondents are comfortable or indifferent about working with someone aged over 60. The largest proportions can be seen in Sweden (98% comfortable or indifferent), Denmark (96%), France (96%) and the Netherlands (96%).

Respondents in Slovakia (71%), the Czech Republic (79%) and Croatia (80%) are least likely to be comfortable or indifferent on this issue.

QC13.14. Regardless of whether you are actually working or not, please tell me, using a scale from 1 to 10, how comfortable you would feel if one of your colleagues at work belonged to each of the following groups? '1' means that you would feel, "not at all comfortable" and '10' that you would feel "totally comfortable".

A person over 60 years



In all socio-demographic categories, large proportions of respondents would be at ease working with someone aged over 60.

²¹ QC13: Regardless of whether you are actually working or not, please tell me, using a scale from 1 to 10, how comfortable you would feel if one of your colleagues at work belonged to each of the following groups? '1' means that you would feel, "not at all comfortable" and '10' that you would feel "totally comfortable". 14) A person over 60 years.

2.4. Age discrimination against younger people

– Europeans are mostly comfortable about having someone aged under 30 in the highest elected political position –

2.4.1. *Having a person under 30 in the highest political office*

Respondents are generally more at ease about having a person aged under 30 in the highest elected political position in their country (61% comfortable or indifferent), than they are about having someone aged over 75 (53%)²².

Once again, there has been an increase in comfort levels since the June 2012 survey, when 51% were comfortable or indifferent (+10 percentage points).






























In terms of **country differences**, respondents are most at ease with having someone aged under 30 in the highest elected political position in Croatia (80% comfortable or indifferent), Spain (77%), Slovenia (76%), Poland (74%) and Portugal (73%). The lowest 'comfort' ratings can be seen in Germany (46% comfortable) and Finland (50%).

In 25 Member States, comfort levels are now higher than they were in 2012. The largest increases can be seen in Slovakia (+22 percentage points), Austria (+19), Slovenia (+18) and Germany (+18). The only country showing a decrease is Ireland (-6). Comfort level has remained unchanged in Luxembourg.

²² QC4: And using a scale from 1 to 10, please tell me how you would feel about having a person from each of the following groups in the highest elected political position in (OUR COUNTRY). '1' means that you would feel "not at all comfortable" and '10' that you would feel "totally comfortable". 4) A person under 30 years old.

QC4.4. And using a scale from 1 to 10, please tell me how you would feel about having a person from each of the following groups in the highest elected political position in (OUR COUNTRY). '1' means that you would feel "not at all comfortable" and '10' that you would feel "totally comfortable".

A person under 30 years old

		Total 'Comfortable' (7-10)		Total 'Moderately comfortable' (5-6)		Total 'Uncomfortable' (1-4)		Indifferent (SPONTANEOUS)		Don't know	
		EB83.4	Diff. 2015-2012	EB83.4	Diff. 2015-2012	EB83.4	Diff. 2015-2012	EB83.4	Diff. 2015-2012	EB83.4	Diff. 2015-2012
	EU28	54%	+7	17%	-3	20%	-7	7%	+3	1%	=
	BE	64%	+14	20%	-6	14%	-9	2%	+1	1%	+1
	HU	62%	+14	12%	-8	18%	-6	7%	=	1%	=
	PT	57%	+13	10%	-13	16%	-3	16%	+4	2%	-1
	PL	70%	+12	13%	-1	13%	-4	4%	-5	1%	-1
	CY	52%	+12	18%	+2	27%	-16	3%	+3	1%	+1
	LV	43%	+12	16%	-5	26%	-11	13%	+5	2%	=
	SK	52%	+11	19%	-9	13%	-12	15%	+11	1%	=
	NL	54%	+10	22%	-1	21%	-11	2%	+2	1%	+1
	SI	66%	+9	12%	-2	10%	-18	10%	+9	1%	+1
	IT	59%	+9	16%	-9	12%	-6	11%	+5	2%	+1
	UK	59%	+9	18%	-4	22%	-3	1%	=	0%	-2
	DE	34%	+9	20%	+1	33%	-19	12%	+9	2%	+1
	EL	64%	+7	16%	-3	19%	-4	1%	-1	0%	=
	MT	60%	+7	16%	-6	17%	-5	6%	+3	1%	=
	RO	56%	+7	12%	-1	15%	=	12%	-6	4%	-1
	ES	67%	+6	12%	-7	11%	-8	10%	+9	1%	=
	BG	59%	+6	13%	-4	16%	-5	7%	+1	5%	+2
	FR	53%	+5	20%	+1	23%	-7	3%	+2	1%	=
	FI	36%	+5	21%	+5	28%	-19	14%	+9	1%	+1
	AT	46%	+4	15%	-10	18%	-10	19%	+15	2%	+1
	CZ	45%	+3	22%	-5	23%	-1	10%	+3	0%	-1
	LT	52%	+2	19%	-1	24%	-3	6%	+5	0%	-3
	SE	51%	+1	21%	=	26%	-3	2%	+1	1%	+1
	IE	65%	-2	14%	=	19%	+9	2%	-4	0%	-3
	LU	45%	-6	22%	+3	18%	-3	14%	+6	1%	=
	EE	35%	-7	16%	-4	25%	-2	22%	+13	3%	+1
	DK	57%	-10	14%	-1	17%	=	12%	+11	1%	+1
	HR	75%	NA*	12%	NA*	7%	NA*	5%	NA*	1%	NA*

* NA= Not asked: this question was not asked in this country during the previous survey

Older respondents (aged 55 or over) are less at ease than younger people with the idea of having someone aged under 30 in the highest political office (57% comfortable or indifferent, rising to 72% in the 15-24 age group). Otherwise, findings are very consistent across various **socio-demographic and cultural groups**.

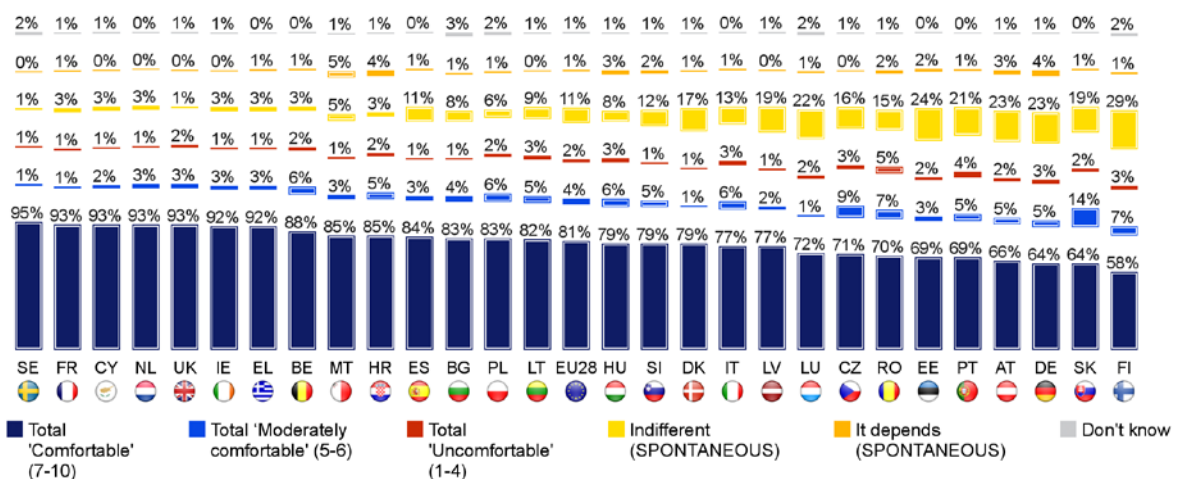
2.4.2. Working with a person under 25

Most respondents say that they would be very comfortable working with someone aged under 25. Around two in three (65%) give a score of 10 out of 10 for how comfortable they would be with this situation, and 81% would be comfortable (score of 7-10 out of 10), with a further 11% ‘indifferent’ (making a total of 92% of respondents that would feel at ease working with someone under 25). Just 2% would be uncomfortable with this scenario²³.

‘Comfort’ scores are high in **most countries**. Respondents in Denmark, Sweden, Cyprus, France, Netherlands and Latvia (all 96% comfortable or indifferent) are most likely to be positive about working with someone aged under 25. Respondents in Slovakia (83%) and Romania (85%) are least likely to be comfortable or indifferent on this issue.

QC13.13. Regardless of whether you are actually working or not, please tell me, using a scale from 1 to 10, how comfortable you would feel if one of your colleagues at work belonged to each of the following groups? ‘1’ means that you would feel, “not at all comfortable” and ‘10’ that you would feel “totally comfortable”.

A person under 25 years



The socio-demographic analysis shows that in all groups, a very large majority of the respondents would feel at ease about working with someone aged under 25.

²³ QC13: Regardless of whether you are actually working or not, please tell me, using a scale from 1 to 10, how comfortable you would feel if one of your colleagues at work belonged to each of the following groups? '1' means that you would feel, "not at all comfortable" and '10' that you would feel "totally comfortable". 13) A person under 25 years.

2.5. Religion/belief

– Views are generally becoming more tolerant; however considerable variations remain between countries in attitudes to religious minorities –

2.5.1. *Having a person from a different religion than the majority of the population in the highest political office*

Respondents were asked how 'comfortable' they would be if someone of a different religion from the majority of the population were appointed to the highest elected political position in their country.

Across the EU as a whole, more than half of respondents (56%) say they would be comfortable with this scenario, with a further 11% indifferent: overall, 67% of respondents would feel at ease if someone of a different religion from the majority of the population were appointed to the highest elected political position in their country. Meanwhile, 15% would be moderately comfortable and 16% would be uncomfortable²⁴.

Europeans are now more at ease with the possibility of electing a head of state from a religious minority than they were three years ago (from 57% in 2012 up to 67%).






























There is **considerable variation by country**. The highest proportions that are comfortable or indifferent can be observed in Ireland (84%), Portugal (80%) and Spain (79%). Conversely, respondents are least likely to be comfortable in Bulgaria (41%), Cyprus (42%), the Czech Republic (45%) and Malta (46%).

A comparison with the 2012 results indicates that comfort levels are now higher in 24 Member States. The largest increases are recorded in Italy (+18 percentage points) and Belgium (+17). The only countries where there has been a decrease are Bulgaria (-7), the Czech Republic (-2) and Poland (-2).

²⁴ QC4: And using a scale from 1 to 10, please tell me how you would feel about having a person from each of the following groups in the highest elected political position in (OUR COUNTRY). '1' means that you would feel "not at all comfortable" and '10' that you would feel "totally comfortable". 5) A person from a different religion than the majority of the population.

QC4.5. And using a scale from 1 to 10, please tell me how you would feel about having a person from each of the following groups in the highest elected political position in (OUR COUNTRY). '1' means that you would feel "not at all comfortable" and '10' that you would feel "totally comfortable".

A person from a different religion than the majority of the population

		Total 'Comfortable' (7-10)		Total 'Moderately comfortable' (5-6)		Total 'Uncomfortable' (1-4)		Indifferent (SPONTANEOUS)		Don't know	
		EB83.4	Diff. 2015-2012	EB83.4	Diff. 2015-2012	EB83.4	Diff. 2015-2012	EB83.4	Diff. 2015-2012	EB83.4	Diff. 2015-2012
	EU28	56%	+6	15%	-6	16%	-4	11%	+4	2%	=
	BE	54%	+16	21%	-2	22%	-16	2%	+1	1%	+1
	IT	54%	+14	17%	-11	15%	-7	12%	+4	2%	-1
	LV	41%	+14	16%	-1	22%	-10	19%	-2	2%	-1
	FR	61%	+13	16%	-8	16%	-8	5%	+2	2%	=
	HU	59%	+13	15%	-6	14%	-6	10%	-3	1%	=
	RO	55%	+13	10%	-5	18%	+3	15%	-7	3%	-3
	EL	49%	+13	13%	-4	35%	-10	2%	=	0%	-1
	IE	81%	+11	10%	-2	6%	-1	3%	-4	0%	-4
	CY	39%	+10	15%	+6	43%	-16	3%	=	1%	+1
	PT	59%	+9	10%	-9	9%	-2	21%	+4	2%	-1
	NL	61%	+7	20%	-1	14%	-8	4%	+3	2%	=
	UK	72%	+5	13%	-3	12%	-1	2%	+1	1%	-2
	PL	69%	+5	12%	-1	14%	+4	4%	-7	1%	-1
	SE	66%	+4	15%	=	14%	-7	4%	+3	2%	=
	AT	39%	+3	17%	-9	23%	-8	18%	+12	4%	+3
	FI	35%	+3	19%	-8	23%	-7	23%	+12	1%	+1
	ES	67%	+1	10%	-9	9%	-3	12%	+10	2%	+1
	DE	40%	=	19%	-5	19%	-6	21%	+12	1%	-1
	MT	40%	-1	14%	=	39%	-2	6%	+3	2%	=
	CZ	27%	-2	24%	-9	30%	+11	18%	=	1%	=
	LT	44%	-3	16%	-3	30%	+2	10%	+8	0%	-4
	SK	33%	-4	30%	-2	11%	-6	24%	+11	2%	+1
	BG	31%	-6	17%	-3	37%	+10	10%	-1	5%	=
	DK	55%	-8	11%	-4	20%	+1	13%	+12	2%	+1
	SI	53%	-10	15%	-1	18%	-2	13%	+12	2%	+1
	LU	50%	-10	12%	-1	17%	-1	19%	+11	2%	+1
	EE	29%	-11	14%	-8	19%	-3	32%	+19	5%	+2
	HR	66%	NA*	15%	NA*	11%	NA*	6%	NA*	1%	NA*

* NA= Not asked: this question was not asked in this country during the previous survey

Socio-demographic analysis shows that younger people are more at ease with having a person from a religious minority in the highest elected political office (73% of 15-24 year olds would be comfortable or indifferent, falling to 62% of those aged 55 or over). Comfort levels are also higher among those who left education at a later stage (73% of those who finished education at the age of 20 or older would be comfortable or indifferent, compared with 62% of those who ended education at the age of 15 or younger).

Respondents who are from a religious minority themselves are only slightly more likely to be at ease with the possibility of having a person from a religious minority in the highest elected political office (69% compared with 67% of respondents overall); the proportion that would be at ease is higher still among those from an ethnic minority (73%). Comfort levels are also higher among those who have friends or acquaintances with different religions or beliefs (71% comfortable), as well as those who have friends or acquaintances from other groups at risk of discrimination (for example 73% among those with friends or acquaintances who are gay, lesbian or bisexual).

2.5.2. *Working with a Jewish, Muslim, Buddhist, Christian or atheist person*

All respondents were asked, regardless of whether they were actually working or not, how comfortable they would feel if one of their colleagues at work belonged to various religious groups²⁵.

The findings show that most respondents say they would be at ease working with a Christian person: 67% give a score of 10 out of 10 and 94% would be comfortable or indifferent: 82% comfortable (score of 7-10 out of 10), with a further 12% indifferent (*spontaneous* answer).






























However, respondents would be slightly less at ease if a work colleague belonged to other groups: **atheist** (87% comfortable or indifferent), **Jewish** (84%), **Buddhist** (81%) and **Muslim** (71%). Moreover, when it comes to working with a Muslim colleague, one in eight respondents (13%) say they would be uncomfortable working with a Muslim person. This is higher than for any of the other religious groups (the next highest is 7% for working with a Buddhist person).

Variations by country are very similar to those seen above in relation to ethnic minority group. Respondents in the following countries are most at ease with the possibility of working with people from different religious groups at risk of discrimination: Sweden (at least 89% comfortable or indifferent for each group), France (at least 88%), the United Kingdom (at least 86%), the Netherlands (at least 85%), Ireland (at least 85%), Denmark (at least 84%) and Luxembourg (at least 83%).

In every single Member State, a majority of respondents would be at ease working with colleagues who were Christian, atheist, Jewish or Buddhist. However, the situation is different for Muslims, with which respondents in every Member State have the lowest levels of comfort and indifference. In two Member States, the Czech Republic (27%) and Slovakia (37%), less than half of respondents would feel at ease working with a Muslim person.

²⁵ QC13: Regardless of whether you are actually working or not, please tell me, using a scale from 1 to 10, how comfortable you would feel if one of your colleagues at work belonged to each of the following groups? '1' means that you would feel, "not at all comfortable" and '10' that you would feel "totally comfortable". 5) A Jewish person 6) A Muslim person 7) A Buddhist person 8) A Christian person 9) An atheist person.

QC13. Regardless of whether you are actually working or not, please tell me, using a scale from 1 to 10, how comfortable you would feel if one of your colleagues at work belonged to each of the following groups? '1' means that you would feel, "not at all comfortable" and '10' that you would feel "totally comfortable".
% of total 'Comfortable' (7-10) + 'Indifferent (SPONTANEOUS)' answers

	A Christian person	An atheist person	A Jewish person	A Buddhist person	A Muslim person
 EU28	94%	87%	84%	81%	71%
 BE	92%	89%	82%	84%	69%
 BG	94%	78%	76%	67%	65%
 CZ	87%	78%	66%	51%	27%
 DK	98%	94%	95%	93%	84%
 DE	91%	84%	82%	78%	64%
 EE	91%	85%	78%	68%	50%
 IE	96%	92%	91%	92%	84%
 EL	98%	75%	70%	69%	67%
 ES	97%	94%	90%	90%	81%
 FR	96%	96%	92%	91%	88%
 HR	90%	76%	72%	69%	70%
 IT	94%	86%	82%	78%	61%
 CY	99%	69%	75%	72%	69%
 LV	93%	83%	84%	73%	60%
 LT	95%	77%	74%	62%	57%
 LU	94%	92%	92%	93%	83%
 HU	88%	79%	75%	68%	57%
 MT	91%	75%	74%	71%	62%
 NL	95%	93%	94%	92%	85%
 AT	90%	80%	77%	78%	62%
 PL	91%	82%	79%	77%	66%
 PT	93%	84%	80%	82%	76%
 RO	89%	69%	65%	64%	65%
 SI	89%	81%	78%	77%	74%
 SK	85%	73%	57%	51%	37%
 FI	84%	78%	77%	73%	67%
 SE	97%	96%	95%	95%	89%
 UK	94%	92%	93%	91%	86%
Highest percentage per country		<i>Lowest percentage per country</i>			
Highest percentage per item		Lowest percentage per item			

Socio-demographic analysis shows that:

- Older people (aged 55 or over) are less likely to say they would be at ease working with someone from a religious group at risk of discrimination (e.g. 66% comfortable or indifferent about working with a Muslim person (for 71% at EU level); 81% at ease about working with a Jewish person (for 83% at EU level), and 77% for a Buddhist person (81% at EU level)).

- Respondents with higher levels of education are more at ease with the possibility of working with someone from an ethnic minority group. For example, 88% of those who left education at the age of 20 or older would be comfortable or indifferent about working with a Buddhist person, falling to 72% among those who finished education by the age of 15.
- People with a diverse social circle are more at ease with the idea of working with different ethnic groups. This applies to people who have friends and acquaintances who are from different religious groups, as well as to those whose social circle includes other groups at risk of discrimination (e.g. gay, lesbian or bisexual people).

2.5.3. *Having sons or daughters in a love relationship with a Jewish, Muslim, Buddhist, Christian or atheist person*

All respondents were then asked, regardless of whether they had sons or daughters or not, how comfortable they would feel if one of their sons or daughters was in a love relationship with a person from a different religious group²⁶.

Close to nine in ten respondents say they would be at ease if their son or daughter had a relationship with a Christian person (89% comfortable or indifferent). However, the proportion that would be comfortable or indifferent is lower in relation to an atheist person (76%) and then decreases further for Jewish and Buddhist people (69% and 65% respectively). The proportion is considerably lower for a relationship with a Muslim person (50%).






























As many as 30% of respondents say they would be uncomfortable with regards to a son or daughter's relationship with a Muslim person. The next highest figure is 17% for a Buddhist person.

Reflecting the **country patterns** seen in previous questions, respondents are most at ease with a son or daughter having a relationship with someone from a religious minority in Sweden (at least 69% comfortable or indifferent for every group), the United Kingdom (at least 69%), France (at least 65%) and Luxembourg (at least 63%).

Respondents are least at ease in the following countries, with figures shown for the proportion comfortable or indifferent in relation to a Muslim person: the Czech Republic (12%), Slovakia (16%), Cyprus (23%), Lithuania (25%), Bulgaria (27%) and Malta (31%). Less than half of respondents would feel at ease in the following countries: Estonia (33%), Poland (34%), Greece (36%), Latvia (37%), Italy (41%), Romania (42%), Germany (43%), Hungary (44%), Austria (44%) and Belgium (47%).

²⁶ QC14: Regardless of whether you have children or not, please tell me, using a scale from 1 to 10, how comfortable you would feel if one of your children was in a love relationship with a person from each of the following groups. '1' means that you would feel, "not at all comfortable" and '10' that you would feel "totally comfortable". 5) A Jewish person 6) A Muslim person 7) A Buddhist person 8) A Christian person 9) An atheist person.

QC14. Regardless of whether you have children or not, please tell me, using a scale from 1 to 10, how comfortable you would feel if one of your children was in a love relationship with a person from each of the following groups. '1' means that you would feel, "not at all comfortable" and '10' that you would feel "totally comfortable".
% of total 'Comfortable' (7-10) + 'Indifferent (SPONTANEOUS)' answers

	A Christian person	An atheist person	A Jewish person	A Buddhist person	A Muslim person
 EU28	89%	76%	69%	65%	50%
 BE	89%	80%	64%	68%	47%
 BG	87%	64%	51%	39%	27%
 CZ	80%	65%	49%	35%	12%
 DK	93%	85%	79%	75%	50%
 DE	88%	74%	68%	60%	43%
 EE	84%	78%	64%	54%	33%
 IE	92%	80%	77%	76%	61%
 EL	95%	54%	46%	44%	36%
 ES	94%	90%	79%	79%	59%
 FR	93%	90%	81%	79%	65%
 HR	88%	60%	57%	53%	51%
 IT	90%	75%	71%	66%	41%
 CY	96%	36%	36%	30%	23%
 LV	89%	73%	62%	47%	37%
 LT	93%	56%	48%	36%	25%
 LU	91%	87%	80%	82%	63%
 HU	85%	71%	62%	51%	44%
 MT	91%	47%	45%	42%	31%
 NL	90%	81%	81%	73%	57%
 AT	87%	72%	67%	66%	44%
 PL	87%	62%	56%	53%	34%
 PT	87%	76%	67%	68%	56%
 RO	86%	51%	45%	45%	42%
 SI	81%	66%	59%	58%	52%
 SK	84%	63%	36%	29%	16%
 FI	83%	70%	70%	64%	52%
 SE	92%	90%	87%	86%	69%
 UK	89%	82%	81%	78%	69%
Highest percentage per country		<i>Lowest percentage per country</i>			
Highest percentage per item		Lowest percentage per item			

Socio-demographic patterns are the same as those seen in relation to work colleagues. Older people are less likely to say they would be at ease if one of their sons or daughters had a relationship with someone from a religious group at risk of discrimination (for example, 43% of respondents aged 55+ would feel comfortable or indifferent having a son or daughter in a relationship with a Muslim person, compared to 60% of respondents aged 15-24). Comfort levels are highest among respondents with higher levels of education (74% of those who left education aged 20 or older would feel

comfortable or indifferent with a son or daughter in a relationship with a Buddhist, compared to 56% of those who left education aged 15 or less), as well as those with a diverse social circle (friends or acquaintances in different religious groups, as well as those whose social circle includes other groups at risk of discrimination).

QC14 Regardless of whether you have children or not, please tell me, using a scale from 1 to 10, how comfortable you would feel if one of your children was in a love relationship with a person from each of the following groups. '1' means that you would feel, "not at all comfortable" and '10' that you would feel "totally comfortable".

Answer: Total 'Comfortable' + Indifferent (SPONTANEOUS)

	A Christian person	An atheist person	A Jewish person	A Buddhist person	A Muslim person
EU28	89%	76%	69%	65%	50%
Gender					
Man	88%	77%	68%	67%	50%
Woman	91%	76%	70%	65%	49%
Age					
15-24	89%	81%	73%	73%	60%
25-39	89%	77%	70%	68%	54%
40-54	89%	79%	70%	66%	49%
55 +	91%	72%	67%	60%	43%
Education (End of)					
15-	90%	69%	62%	56%	41%
16-19	89%	74%	66%	61%	45%
20+	91%	82%	77%	74%	57%
Still studying	89%	82%	78%	75%	63%
Socio-professional category					
Self-employed	88%	77%	72%	68%	52%
Managers	90%	84%	79%	77%	60%
Other white collars	91%	79%	69%	65%	48%
Manual workers	89%	76%	68%	64%	49%
House persons	90%	71%	66%	60%	46%
Unemployed	87%	75%	68%	66%	52%
Retired	91%	72%	65%	58%	41%
Students	89%	82%	78%	75%	63%
Friends with different religion or beliefs					
Yes	91%	82%	75%	71%	56%
No	87%	62%	56%	50%	34%

2.6. Disability

- **Eight respondents in ten would be comfortable if a person with a disability held the highest elected position in their country –**

2.6.1. *Having a person with a disability in the highest political office*

The majority of respondents (69%) say that they would be comfortable (score of 7-10 out of 10) if a person with a disability held the highest elected position in their country, with a further 11% indifferent. Eight percent say they would be uncomfortable with this scenario²⁷. The proportion of respondents at ease if a person with a disability held the highest elected position in their country (80%) is higher than was recorded in the previous survey in June 2012 (70%).






























There are **large variations between Member States**. Respondents in Ireland (92% comfortable or indifferent), Sweden (92%) and the United Kingdom (90%) are most positive about having a person with disabilities in the highest elected position in their country. The lowest proportions can be found in the Czech Republic (45%), Slovakia (52%), Romania (55%), Lithuania (57%) and Hungary (58%).

In nearly all countries, respondents are now more at ease with having a person with disabilities in the highest elected position than was the case in 2012. The only exceptions are Luxembourg (-2 percentage points), Denmark (-2), Poland and Lithuania (no change). The largest increases can be seen in Italy (+20), Estonia (+17) and Cyprus (+15).

²⁷ QC4: And using a scale from 1 to 10, please tell me how you would feel about having a person from each of the following groups in the highest elected political position in (OUR COUNTRY). '1' means that you would feel "not at all comfortable" and '10' that you would feel "totally comfortable". 6) A person with a disability.

QC4.6. And using a scale from 1 to 10, please tell me how you would feel about having a person from each of the following groups in the highest elected political position in (OUR COUNTRY). '1' means that you would feel "not at all comfortable" and '10' that you would feel "totally comfortable".

A person with a disability

		Total 'Comfortable' (7-10)		Total 'Moderate comfortable' (5-6)		Total 'Uncomfortable' (1-4)		Indifferent (SPONTANEOUS)		Don't know	
		EB83.4	Diff. 2015-2012	EB83.4	Diff. 2015-2012	EB83.4	Diff. 2015-2012	EB83.4	Diff. 2015-2012	EB83.4	Diff. 2015-2012
	EU28	69%	+5	11%	-6	8%	-3	11%	+5	2%	=
	IT	71%	+15	11%	-10	5%	-10	12%	+5	2%	=
	CY	77%	+13	10%	-2	8%	-13	3%	+2	2%	=
	HU	50%	+13	18%	-6	22%	-9	8%	+1	2%	+1
	LV	52%	+12	13%	-7	16%	-2	17%	-1	2%	-2
	BE	80%	+10	12%	-4	5%	-7	2%	+1	1%	+1
	BG	50%	+10	16%	-6	17%	-4	10%	+2	6%	-2
	EL	81%	+9	9%	-5	7%	-5	2%	+1	1%	+1
	PT	62%	+9	12%	-9	6%	-3	18%	+4	2%	-1
	IE	89%	+8	6%	-1	2%	=	3%	-3	0%	-3
	UK	88%	+8	6%	-5	4%	-2	2%	+1	1%	-1
	RO	42%	+7	12%	-2	27%	+2	13%	-6	6%	-2
	NL	81%	+5	8%	-5	4%	-4	5%	+3	1%	=
	PL	73%	+4	12%	+1	9%	+1	5%	-4	3%	+1
	FR	77%	+2	11%	-3	6%	-1	4%	+2	2%	=
	ES	75%	+2	7%	-11	6%	=	12%	+10	1%	=
	SI	61%	+2	14%	-4	11%	-11	13%	+11	2%	+1
	CZ	32%	+2	25%	-4	28%	-1	13%	+4	1%	-2
	SK	35%	+1	30%	-6	15%	-7	17%	+11	2%	+1
	MT	75%	=	11%	=	5%	-1	7%	+2	2%	=
	SE	88%	-1	4%	-2	3%	-1	4%	+3	1%	=
	DE	60%	-1	11%	-8	5%	-3	23%	+12	1%	=
	EE	40%	-1	13%	-6	14%	-13	28%	+18	5%	+2
	AT	51%	-3	13%	-13	8%	-4	24%	+17	3%	+1
	FI	40%	-3	19%	-5	20%	-4	20%	+10	1%	+1
	LT	48%	-7	19%	-1	23%	+3	9%	+7	1%	-3
	LU	62%	-15	8%	-1	5%	+1	22%	+13	3%	+2
	DK	70%	-17	6%	-1	5%	+1	17%	+15	2%	+2
	HR	76%	NA*	12%	NA*	6%	NA*	5%	NA*	2%	NA*

* NA= Not asked: this question was not asked in this country during the previous survey

Findings are generally stable across **socio-demographic groups**, with large majority of respondents in each category saying that they would feel at ease with having a person with disabilities in the highest elected position in their country.

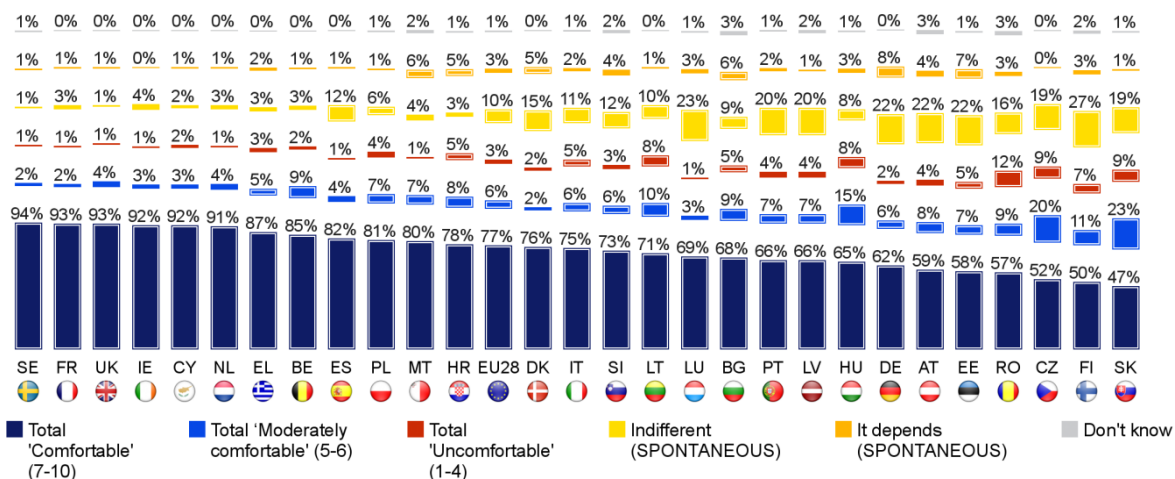
2.6.2. Working with a person with a disability

Respondents generally say they would be very comfortable working with someone with a disability. More than three-quarters (77%) say they would be comfortable (score of 7-10 out of 10), including 57% who give a score of 10 out of 10, while a further 10% spontaneously say that they are indifferent, reflecting a relaxed or tolerant position. Overall, 87% of respondents would feel at ease working with someone with a disability. Just 3% say they would be uncomfortable²⁸.

Analysing the findings **by country**, the highest ratings can be seen among respondents in Ireland (96% comfortable or indifferent), France (96%) and Sweden (95%). Respondents in Slovakia (66% comfortable or indifferent), the Czech Republic (71%), Hungary (73%) and Romania (73%) are least positive about working with a person with disabilities.

QC13.12. Regardless of whether you are actually working or not, please tell me, using a scale from 1 to 10, how comfortable you would feel if one of your colleagues at work belonged to each of the following groups? '1' means that you would feel, "not at all comfortable" and '10' that you would feel "totally comfortable".

A person with a disability



There are only minor variations between socio-demographic categories: in all of them, large majorities of respondents would feel at ease working with a person with disabilities.

²⁸ QC13: Regardless of whether you are actually working or not, please tell me, using a scale from 1 to 10, how comfortable you would feel if one of your colleagues at work belonged to each of the following groups? '1' means that you would feel, "not at all comfortable" and '10' that you would feel "totally comfortable". 12) A person with a disability.

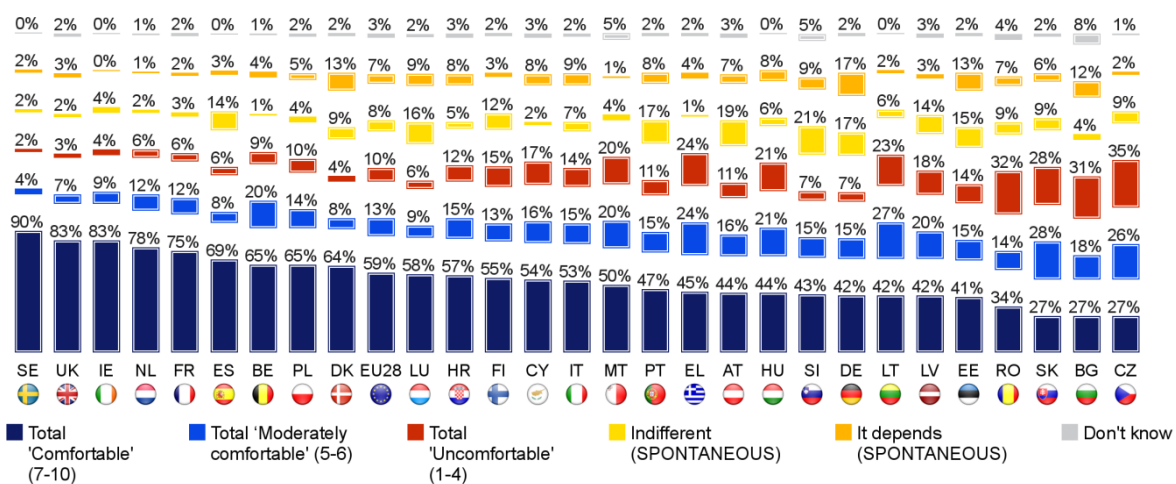
2.6.3. Having sons or daughters in a relationship with a person with a disability

Respondents were asked how comfortable they would be if one of their sons or daughters had a love relationship with a person with disabilities (regardless of whether they actually have sons or daughters or not). Across the EU as a whole, more than half of respondents (59%) say they would be comfortable with this scenario, with a further 8% indifferent²⁹, making a total of 67% of respondents at ease with their sons or daughters having a love relationship with a person with disabilities.

There is **considerable variation by country**. A large proportion of respondents say they would be comfortable or indifferent in Sweden (92%), Ireland (87%), the United Kingdom (85%), Spain (83%) and the Netherlands (80%). However, the proportion is much lower in Bulgaria (31%), the Czech Republic (36%), Slovakia (36%) and Romania (43%). The proportion of respondents who would feel at ease is also less below 50% in Greece (46%) and Lithuania (48%).

QC14.12. Regardless of whether you have children or not, please tell me, using a scale from 1 to 10, how comfortable you would feel if one of your children was in a love relationship with a person from each of the following groups. '1' means that you would feel, "not at all comfortable" and '10' that you would feel "totally comfortable".

A person with a disability



Looking at **socio-demographic variations**, respondents with higher levels of education are more at ease with the possibility of one of their sons or daughters having a relationship with a person with disabilities (74% of those who left education at the age of 20 or older are comfortable or indifferent, compared with 64% of those who finished education before the age of 20).

²⁹ QC14: Regardless of whether you have children or not, please tell me, using a scale from 1 to 10, how comfortable you would feel if one of your children was in a love relationship with a person from each of the following groups. '1' means that you would feel, "not at all comfortable" and '10' that you would feel "totally comfortable". 12) A person with a disability.

2.7. Gender

2.7.1. *Having a woman in the highest political office*

– Europeans are generally very comfortable with having a woman in the highest elected position in their country –

The vast majority of respondents (92%) say that they would be at ease about having a woman in the highest elected position in their country: 82% would be comfortable (score of 7-10 out of 10), with a further 10% indifferent. Just 3% say they would be uncomfortable with this scenario³⁰. The proportion that is comfortable or indifferent is higher than was recorded in the previous survey in June 2012 (increase from 85% to 92%).






























There are only few variations between countries: in all of them, a large majority of respondents would feel comfortable or indifferent with having a woman in the highest elected position in their country. Highest proportions are seen in Sweden (98% comfortable or indifferent), Denmark (97%), Ireland (97%), Spain (96%), the Netherlands (96%) and Malta (96%), while lowest ratings can be found in Romania (78%), Slovakia (81%) and Austria (85%).

In 24 countries, respondents are now more at ease with having a woman in the highest elected position than was the case in 2012. The only exceptions are Slovenia (-2 percentage points), Luxembourg and Sweden (no change). The largest increases can be seen in Italy (+19) and Portugal (+14).

³⁰ QC4: And using a scale from 1 to 10, please tell me how you would feel about having a person from each of the following groups in the highest elected political position in (OUR COUNTRY). '1' means that you would feel "not at all comfortable" and '10' that you would feel "totally comfortable". 1) A woman.

QC4.1. And using a scale from 1 to 10, please tell me how you would feel about having a person from each of the following groups in the highest elected political position in (OUR COUNTRY). '1' means that you would feel "not at all comfortable" and '10' that you would feel "totally comfortable".

A woman

		Total 'Comfortable' (7-10)		Total 'Moderately comfortable' (5-6)		Total 'Uncomfortable' (1-4)		Indifferent (SPONTANEOUS)		Don't know	
		EB83.4	Diff. 2015-2012	EB83.4	Diff. 2015-2012	EB83.4	Diff. 2015-2012	EB83.4	Diff. 2015-2012	EB83.4	Diff. 2015-2012
	EU28	82%	+3	5%	-5	3%	-1	10%	+4	1%	=
	IT	81%	+14	5%	-12	3%	-5	11%	+5	1%	=
	PL	85%	+9	6%	-3	5%	+1	4%	-6	1%	=
	PT	76%	+9	4%	-11	3%	-2	17%	+5	0%	-2
	HU	79%	+8	7%	-7	5%	-1	7%	-1	1%	+1
	LV	72%	+7	5%	-6	4%	-1	18%	=	1%	=
	RO	64%	+7	12%	=	8%	=	14%	-4	2%	-3
	BE	92%	+6	4%	-3	1%	-4	3%	+1	0%	=
	IE	94%	+5	2%	=	1%	=	3%	-3	0%	-3
	UK	91%	+5	4%	-4	3%	-1	1%	=	0%	-2
	MT	89%	+5	2%	-5	1%	-3	7%	+3	1%	=
	EL	86%	+4	7%	-3	6%	=	2%	+1	0%	=
	BG	79%	+3	6%	-3	2%	-2	9%	=	4%	+2
	NL	92%	+2	2%	-4	1%	-1	4%	+2	0%	=
	FR	90%	+2	5%	-3	2%	-1	3%	+2	1%	=
	CZ	75%	+2	10%	-5	3%	-1	12%	+5	0%	-1
	CY	84%	=	6%	-1	6%	-1	4%	+2	0%	-1
	SE	96%	-1	1%	-1	1%	=	2%	+1	0%	=
	ES	85%	-3	3%	-5	1%	-1	11%	+9	0%	-1
	DE	71%	-3	5%	-8	2%	-1	21%	+11	0%	-1
	LT	77%	-8	8%	-2	4%	+1	11%	+10	0%	-1
	AT	60%	-9	8%	-6	5%	-3	25%	+17	2%	+2
	SI	80%	-11	5%	+1	4%	+1	10%	+9	1%	+1
	SK	65%	-11	15%	=	3%	-1	16%	+12	1%	+1
	FI	64%	-11	6%	-4	3%	=	27%	+15	0%	=
	LU	71%	-12	3%	-1	1%	=	23%	+12	1%	+1
	EE	57%	-13	6%	-6	2%	-2	33%	+21	1%	-1
	DK	80%	-14	1%	-1	1%	-1	17%	+15	0%	=
	HR	86%	NA*	7%	NA*	3%	NA*	4%	NA*	1%	NA*

* NA= Not asked: this question was not asked in this country during the previous survey

Once again, **variations between socio-demographic groups are very limited**, with very large majorities in all being at ease about having a woman in the highest elected position in their country.

2.8. Diversity in the media

– The media is seen as improving in its reflection of diversity, although some groups are less well represented than others –

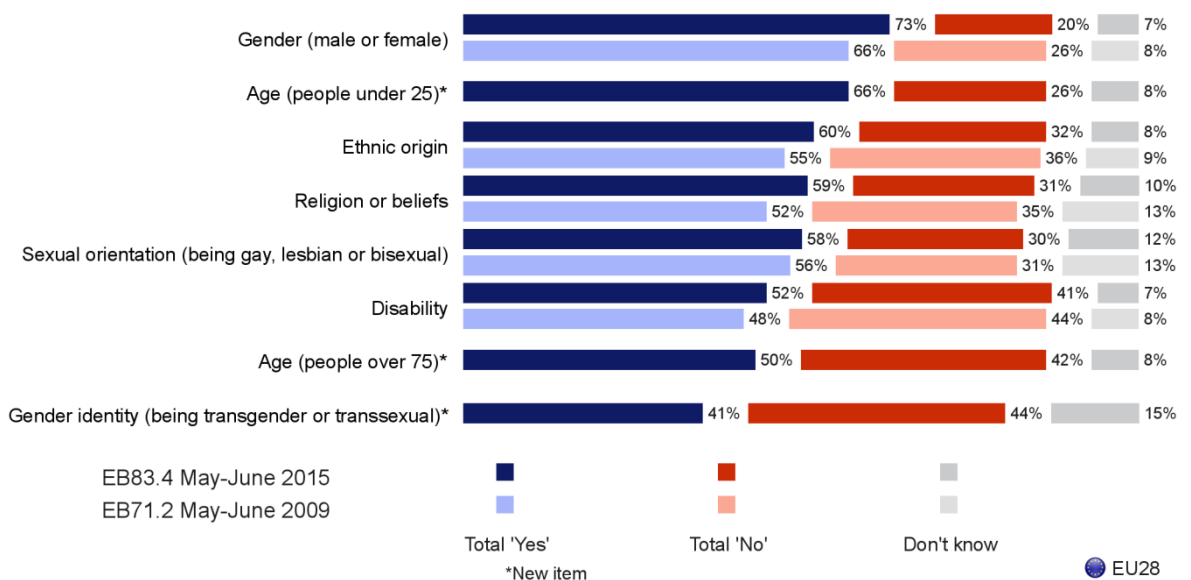
Respondents were asked whether the media sufficiently reflects diversity with regards to various groups³¹. Overall, the perceived diversity in the media varies depending on the group in question. Most respondents think that diversity is sufficiently reflected in the media (either 'definitely' or 'to some extent') in terms of **gender** (73%) and **young people aged under 25** (66%).

Slightly lower proportions – although still a clear majority – feel that diversity is sufficiently reflected in the media in terms of **ethnic origin** (60%), **religion or beliefs** (59%) and **sexual orientation** (58%). In each case, around a third of respondents do not think that diversity is sufficiently reflected in relation to these characteristics.

Respondents are less likely to think that diversity is sufficiently reflected in the media in terms of **disability** (52%), **people aged over 75** (50%) and **gender identity** (41%). In each case, a little over two in five respondents think that the media does not sufficiently reflect diversity in relation to these characteristics.

There has been an increase in the proportion who thinks diversity is sufficiently reflected in the media since **2009** when the same question was made. The largest increases can be observed in relation to gender and religion or beliefs (+7 percentage points in both cases).

QC12. Do you think that diversity is sufficiently reflected in the media, in terms of...?



³¹ Do you think that diversity is sufficiently reflected in the media, in terms of...? 1) Disability 2) Ethnic origin 3) Religion or beliefs 4) Age (people over 75) 5) Age (people under 25) 6) Sexual orientation (being gay, lesbian or bisexual) 7) Gender (male or female) 8) Gender identity (being transgender or transsexual).

Analysis at national level reveals that perception of diversity in the media varies importantly between countries. Overall, the media is perceived to reflect diversity most in Finland, the United Kingdom, Malta, Germany, the Netherlands and Austria. The media in Spain, Portugal, Croatia and France is considered least diverse by respondents in those countries.

Respondents in Germany are the most likely to think that diversity is sufficiently reflected in the media in terms of **gender** (81%), while respondents in Bulgaria (51%) and Croatia (53%) are least likely to say that this is the case.

Germany is also one of the countries where respondents are most likely to think the media reflects diversity in terms of **people aged under 25** (72%), along with Italy (72%), the Netherlands (72%), Sweden (72%) and the United Kingdom (71%). The lowest proportions can be observed in Greece (46%), Estonia (50%), Bulgaria (51%), Croatia (51%) and Slovenia (52%).

In relation to **people aged 75 or over**, respondents in Finland (63%) and Italy (59%) are most likely to think that diversity is sufficiently reflected in the media, while respondents in Spain (33%) and Luxembourg (35%) are least likely to say this.

The proportion of respondents that think the media sufficiently reflects diversity in terms of **ethnic origin** is highest in Finland (73%) and the United Kingdom (72%), while this is lowest among respondents in Spain (37%) and Portugal (46%).






























Respondents in Spain (39%) and Portugal (45%) are also the least likely to think that diversity is sufficiently reflected in the media in terms of **religion or beliefs**. The highest proportion can again be seen in Finland (73%), followed by the Netherlands (69%), Austria (68%), Germany (68%) and Italy (68%).

Respondents in Finland (79%), the Netherlands (75%) and Malta (73%) are most likely to think that diversity is sufficiently reflected in the media in terms of **sexual orientation**, with the lowest proportions seen in Bulgaria (42%) and Romania (42%).

The proportion that say the media sufficiently reflects diversity in terms of **disability** is again highest in Finland (72%), followed by Malta (71%), Estonia (66%), Italy (65%) and Poland (65%), while respondents in France (28%), Sweden (33%) and Spain (36%) are least likely to say this.

Finally, respondents in Malta (63%) are most likely to say that diversity is sufficiently reflected in terms of **gender identity**, followed by those in Austria (60%), Slovenia (58%), Finland (57%), the United Kingdom (56%), Poland (55%) and Ireland (54%). The lowest proportions can be observed in France (23%), Spain (27%) and Luxembourg (28%).

QC12. Do you think that diversity is sufficiently reflected in the media, in terms of...?
% of total 'Yes'

	Gender (male or female)	Age (people under 25)	Ethnic origin	Religion or beliefs	Sexual orientation (being gay, lesbian or bisexual)	Disability	Age (people over 75)	Gender identity (being transgender or transsexual)
 EU28	73%	66%	60%	59%	58%	52%	50%	41%
 BE	78%	68%	64%	62%	64%	41%	45%	41%
 BG	51%	51%	67%	60%	42%	52%	42%	35%
 CZ	67%	57%	56%	54%	49%	57%	49%	35%
 DK	74%	65%	67%	63%	62%	46%	46%	36%
 DE	81%	72%	65%	68%	63%	60%	57%	42%
 EE	61%	50%	63%	48%	57%	66%	43%	44%
 IE	69%	64%	63%	63%	69%	55%	49%	54%
 EL	56%	46%	57%	49%	61%	46%	40%	50%
 ES	73%	58%	37%	39%	62%	36%	33%	27%
 FR	76%	68%	60%	47%	51%	28%	41%	23%
 HR	53%	51%	51%	53%	49%	53%	42%	38%
 IT	74%	72%	59%	68%	47%	65%	59%	43%
 CY	57%	54%	52%	50%	54%	56%	45%	47%
 LV	60%	56%	54%	52%	54%	54%	48%	38%
 LT	61%	58%	61%	55%	57%	57%	51%	51%
 LU	72%	62%	57%	55%	58%	41%	35%	28%
 HU	58%	55%	59%	48%	46%	49%	40%	41%
 MT	75%	65%	60%	64%	73%	71%	51%	63%
 NL	78%	72%	68%	69%	75%	53%	51%	37%
 AT	71%	62%	68%	68%	66%	55%	51%	60%
 PL	65%	59%	59%	58%	61%	65%	53%	55%
 PT	60%	57%	46%	45%	49%	42%	46%	39%
 RO	59%	56%	57%	59%	42%	48%	43%	37%
 SI	58%	52%	59%	57%	64%	61%	55%	58%
 SK	63%	61%	57%	55%	55%	55%	48%	40%
 FI	80%	66%	73%	73%	79%	72%	63%	57%
 SE	76%	72%	64%	53%	61%	33%	43%	39%
 UK	75%	71%	72%	66%	69%	61%	55%	56%

Highest percentage per country

Lowest percentage per country

Highest percentage per item

Lowest percentage per item

* NA= Not asked: this question was not asked in this country during the previous survey

Findings are generally consistent across different **socio-demographic** groups. Men are slightly more likely than women to say that diversity is sufficiently reflected in the media, both in relation to gender (74% of men compared with 70% of women) as well as other characteristics.

Attitudes are similar across age groups, with only minor variations in relation to diversity on age grounds. Older respondents (aged 55 or over) are slightly less likely to think

diversity is sufficiently reflected in terms of people aged over 75 (47%), compared with those aged 25-39 (51%) and 40-54 (53%), although the figure is lower among those aged 15-24 (46%). Similarly, those in the 15-24 age group are slightly less likely to say that diversity is sufficiently reflected in terms of people aged under 25 (65%), compared with those aged 25-39 (69%) and 40-54 (68%), although the lowest proportion is among those aged 55 or over (63%).

In general, respondents from various groups at risk of discrimination are neither more nor less likely to think that diversity is sufficiently reflected in terms of their own characteristic. For example, 60% of ethnic minority respondents think that diversity is sufficiently reflected in terms of ethnic origin, the same proportion as for the sample as a whole (60%). The one exception is that people with disabilities are less likely than other respondents to say that diversity is sufficiently reflected in the media in terms of disability (43% compared with 52% overall).

People who think that discrimination is widespread in their country are generally less likely to say that diversity is sufficiently reflected in the media. For example, 41% of respondents who think there is widespread discrimination in relation to gender identity think that diversity is sufficiently reflected in this respect, compared with 47% of those who think this type of discrimination is rare. In other words, those who see evidence of discrimination in their country tend to be more critical of the way in which the media reflects diversity.

3. SPOTLIGHT ON ATTITUDES TOWARDS LGBT PEOPLE

This section focuses on public perceptions of lesbian, gay, bisexual and transgender (LGBT) people. Firstly, the analysis examines attitudes to sexual orientation by considering how comfortable respondents would feel with different scenarios relating to gay, lesbian or bisexual people. The section also examines general attitudes to gay, lesbian or bisexual people, for example in relation to rights and same sex marriage.

The second part of this section looks at perceptions of gender identity. Firstly, this is examined in terms of how comfortable people would feel with different scenarios relating to a transgender or transsexual person, before looking at attitudes to changing civil documents.

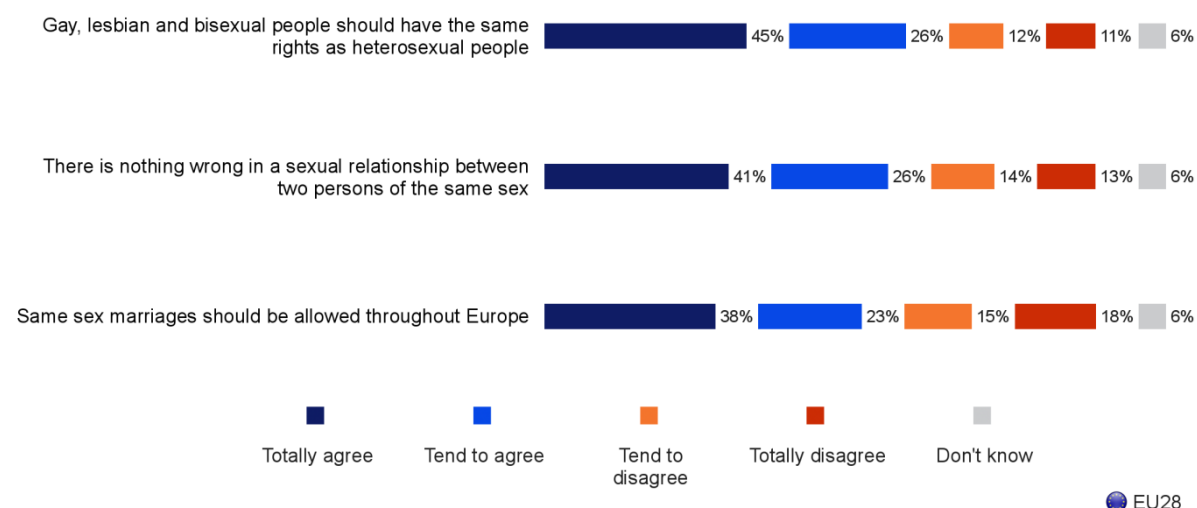
3.1. Sexual orientation

– Attitudes to gay, lesbian and bisexual people vary by country, as well as by age, level of education and religious identity –

3.1.1. General attitudes towards gay, lesbian or bisexual persons

Respondents were asked whether they agree or disagree with three statements about gay, lesbian or bisexual people. **In each case, the majority of respondents express tolerant or supportive views:** 71% agree that gay, lesbian and bisexual people should have the same rights as heterosexual people; 67% agree that there is nothing wrong in a sexual relationship between two persons of the same sex; and 61% agree that same sex marriages should be allowed throughout Europe. The proportions that disagree with the statements are 23%, 27% and 33% respectively³².

QC16. To what extent do you agree or disagree with each of the following statements?



³² QC16: To what extent do you agree or disagree with each of the following statements? 1) Gay, lesbian and bisexual people should have the same rights as heterosexual people. 2) There is nothing wrong in a sexual relationship between two persons of the same sex. 3) Same sex marriages should be allowed throughout Europe.

Although no direct trend data are available, a related question on same sex marriage was asked in a Eurobarometer survey in September 2006 (EB66)³³. In that survey, 44% of respondents agreed that 'homosexual marriages should be allowed throughout Europe', while 49% disagreed. Although the question wording is slightly different, results are comparable: it is clear that attitudes have become more tolerant over time, to the point where 61% now agree that 'same sex marriages should be allowed throughout Europe'.

There are large **variations between Member States**, and these are consistent across the three statements. Respondents in Sweden and the Netherlands are most likely to agree with each of the three statements. For example, 96% of respondents in the Netherlands and 95% in Sweden agree that gay, lesbian and bisexual people should have the same rights as heterosexual people. There then follows a group of countries where at least three-quarters of respondents agree with each of the three statements: Denmark (at least 87%), Spain (at least 84%), Ireland (at least 80%), Belgium (at least 77%) and Luxembourg (at least 75%).

Looking at the question of same sex marriages being allowed throughout Europe, and comparing the national results to the result from the similar question in September 2006 (EB66), the two largest and most striking increases in the level of agreement occur in Malta (+47) and Ireland (+39). In terms of policies, Malta has made a remarkable progress in improving the rights of LGBTI³⁴ people in past few years in protecting LGBT minorities: in 2012 the advocacy group ILGA-Europe ranked Malta at the bottom of all EU Member States with regards protections for LGBT members, and in 2015 they ranked Malta as third in the EU³⁵. Ireland, meanwhile, became the first country in the world to legalise gay marriage by referendum, only a few weeks before fieldwork for this survey began³⁶.

By contrast, a minority of respondents agree with the statements in Latvia (between 19% and 42% agree with the three statements), Romania (21%-36%), Slovakia (24%-36%), Lithuania (24%-44%), Poland (28%-37%), Hungary (39%-49%), Croatia (37%-48%) and Estonia (31%-44%).

³³ Standard Eurobarometer autumn 2006:






























http://ec.europa.eu/public_opinion/archives/eb/eb66/eb66_en.pdf

³⁴ 'I' stands for Intersex.

³⁵ <http://www.ilga-europe.org/rainboweurope>

³⁶ The referendum was held Friday 22 May 2015: the 'Yes' won with 62.1% of votes.

QC16. To what extent do you agree or disagree with each of the following statements?
% of total 'Agree'

	Gay, lesbian and bisexual people should have the same rights as heterosexual people	There is nothing wrong in a sexual relationship between two persons of the same sex	Same sex marriages should be allowed throughout Europe
 EU28	71%	67%	61%
 BE	81%	82%	77%
 BG	51%	27%	17%
 CZ	62%	60%	57%
 DK	90%	88%	87%
 DE	70%	74%	66%
 EE	44%	40%	31%
 IE	87%	82%	80%
 EL	62%	42%	33%
 ES	90%	87%	84%
 FR	81%	83%	71%
 HR	48%	39%	37%
 IT	72%	61%	55%
 CY	62%	40%	37%
 LV	42%	23%	19%
 LT	44%	30%	24%
 LU	75%	80%	75%
 HU	49%	44%	39%
 MT	77%	71%	65%
 NL	96%	91%	91%
 AT	70%	67%	62%
 PL	37%	37%	28%
 PT	71%	59%	61%
 RO	36%	24%	21%
 SI	54%	55%	54%
 SK	36%	33%	24%
 FI	74%	71%	66%
 SE	95%	93%	90%
 UK	84%	75%	71%
Highest percentage per country		Lowest percentage per country	
Highest percentage per item		Lowest percentage per item	





There are clear variations among **socio-demographic groups**, which can be seen across the three statements. Women are more likely than men to agree with the statements; for example, 73% of women agree that gay, lesbian and bisexual people should have the same rights as heterosexual people, compared with 68% of men.

Younger people are more likely than older people to agree with the three statements; for example, 77% of 15-24 year olds agree that there is nothing wrong in a sexual relationship between two persons of the same sex, falling to 57% of those aged 55 or over.

There is also a large difference by level of education. Those who left education at the age of 20 or older are more likely to agree (for example 67% agree that same sex marriages should be allowed throughout Europe), compared with those who finished education earlier (49% of those who ended education by the age of 15 agree with the same statement).

Respondents who classify themselves as belonging to a minority with regards to sexual orientation are much more likely to agree with all of the statements (82%-89% agree), as are those who have friends or acquaintances who are gay, lesbian or bisexual (83%-89% agree).

QC16 To what extent do you agree or disagree with each of the following statements?

	Gay, lesbian and bisexual people should have the same rights as heterosexual people		There is nothing wrong in a sexual relationship between two persons of the same sex		Same sex marriages should be allowed throughout Europe	
	Total 'Agree'	Total 'Disagree'	Total 'Agree'	Total 'Disagree'	Total 'Agree'	Total 'Disagree'
EU28	71%	23%	67%	27%	61%	33%
 Gender						
Man	68%	26%	65%	29%	58%	36%
Woman	73%	21%	70%	24%	64%	29%
 Age						
15-24	80%	16%	77%	19%	73%	22%
25-39	76%	19%	72%	23%	67%	27%
40-54	74%	22%	73%	23%	65%	29%
55 +	62%	30%	57%	35%	50%	42%
 Education (End of)						
15-	60%	31%	54%	37%	49%	42%
16-19	68%	27%	65%	29%	58%	36%
20+	78%	17%	75%	20%	67%	27%
Still studying	83%	13%	80%	15%	77%	18%
 Self-defined minority						
Ethnic	64%	30%	54%	40%	51%	42%
Religious	64%	29%	54%	41%	49%	45%
Sexual orientation	89%	11%	84%	15%	82%	16%
Disability	74%	22%	70%	25%	67%	28%
Other	72%	22%	67%	27%	66%	28%
None	71%	23%	68%	26%	62%	31%

3.1.2. *Having a gay, lesbian or bisexual person in the highest political office*

Respondents were asked how 'comfortable' they would be if a gay, lesbian or bisexual person were appointed to the highest elected political position in their country.

Across the EU as a whole, just over half of respondents (54%) say they would be comfortable with this scenario, with a further 11% indifferent (making a total of 65% of respondents at ease if a gay, lesbian or bisexual person were appointed to the highest elected political position in their country). Meanwhile, 12% would be moderately comfortable and 21% would be uncomfortable³⁷.

There has been an increase since 2012 in the proportion that are comfortable or indifferent (from 57% to 65%).

There is **considerable variation by country**. The highest proportions that are comfortable or indifferent can be observed in Sweden (91%), the Netherlands (90%), Denmark (89%), Luxembourg (86%) and Ireland (85%).






























Conversely, respondents are least likely to be at ease in Romania (23%), Bulgaria (25%), Lithuania (28%), Slovakia (31%) and Cyprus (33%). Overall, less than half of respondents would feel comfortable or indifferent in 10 Member States.

A comparison with the 2012 results indicates that in 24 countries comfort levels are now higher. The largest increases are recorded in Portugal (+21 percentage points), Hungary (+18) and Italy (+16). The only countries where there has been a decrease are Romania (-7) and Bulgaria (-3).

³⁷ QC4: And using a scale from 1 to 10, please tell me how you would feel about having a person from each of the following groups in the highest elected political position in (OUR COUNTRY). '1' means that you would feel "not at all comfortable" and '10' that you would feel "totally comfortable". 2) A gay, lesbian or bisexual person.

QC4.2. And using a scale from 1 to 10, please tell me how you would feel about having a person from each of the following groups in the highest elected political position in (OUR COUNTRY). '1' means that you would feel "not at all comfortable" and '10' that you would feel "totally comfortable".

A gay, lesbian or bisexual person

		Total 'Comfortable' (7-10)		Total 'Moderately comfortable' (5-6)		Total 'Uncomfortable' (1-4)		Indifferent (SPONTANEOUS)		Don't know	
		EB83.4	Diff. 2015-2012	EB83.4	Diff. 2015-2012	EB83.4	Diff. 2015-2012	EB83.4	Diff. 2015-2012	EB83.4	Diff. 2015-2012
	EU28	54%	+4	12%	-5	21%	-3	11%	+4	2%	-1
	HU	35%	+17	15%	-3	37%	-13	11%	+1	2%	-2
	IE	81%	+14	8%	-3	8%	=	4%	-5	0%	-5
	PT	45%	+13	10%	-13	22%	-4	21%	+8	2%	-4
	IT	49%	+12	15%	-11	21%	-8	11%	+4	5%	+3
	EL	39%	+10	12%	-4	45%	-8	3%	+2	1%	=
	BE	80%	+9	9%	-7	7%	-4	3%	+1	0%	=
	LV	21%	+9	10%	-3	51%	-5	16%	+1	2%	-2
	PL	46%	+7	13%	-2	34%	+3	4%	-6	2%	-3
	UK	76%	+6	10%	-3	12%	=	2%	=	1%	-2
	MT	61%	+6	11%	=	17%	-6	9%	+5	1%	-6
	FR	68%	+4	11%	-3	14%	-4	5%	+2	2%	=
	CZ	24%	+3	21%	-10	36%	+3	19%	+6	1%	-1
	SE	87%	+2	4%	-4	4%	-2	4%	+3	1%	=
	NL	85%	+2	6%	-3	3%	-2	5%	+3	0%	-1
	ES	69%	+1	7%	-10	8%	-3	14%	+11	2%	=
	CY	29%	+1	11%	+1	55%	-3	4%	+2	1%	-1
	SK	12%	+1	19%	-1	48%	-11	19%	+12	2%	-1
	FI	31%	=	17%	=	24%	-14	27%	+14	1%	=
	RO	15%	=	10%	+1	59%	+9	8%	-7	8%	-3
	BG	14%	-1	10%	=	58%	+7	11%	-2	7%	-4
	DE	41%	-3	15%	-5	18%	-4	25%	+13	1%	-1
	AT	35%	-4	11%	-9	27%	-4	24%	+16	4%	+2
	LT	20%	-5	12%	-1	59%	+6	8%	+5	1%	-5
	SI	42%	-8	11%	-2	30%	-3	15%	+13	2%	=
	EE	19%	-9	8%	-5	37%	-5	31%	+19	5%	=
	LU	62%	-11	5%	-4	8%	+2	24%	+12	2%	+2
	DK	70%	-14	4%	-2	7%	+1	19%	+17	1%	=
	HR	40%	NA*	13%	NA*	38%	NA*	6%	NA*	3%	NA*

* NA= Not asked: this question was not asked in this country during the previous survey

Socio-demographic analysis shows that women are more likely than men to be comfortable or indifferent with having a gay, lesbian or bisexual person in the highest elected political office (68% compared with 62%). Younger people are more at ease (72% of 15-24 year olds would be comfortable or indifferent, falling to 57% of those aged 55 or over). Comfort levels are also higher among those who left education at a later stage (75% of those who finished education at the age of 20 or older would be comfortable or indifferent, compared with 55% of those who ended education at the age

of 15 or younger). Respondents who describe themselves as being part of a minority with regards to sexual orientation are more likely to be comfortable or indifferent (76%). Comfort levels are also higher among those who have friends or acquaintances who are gay, lesbian or bisexual (83%), as well as those who have friends or acquaintances from other groups at risk of discrimination (for example 70% among those with friends or acquaintances who are from a different religion).

3.1.3. Working with a gay, lesbian or bisexual person

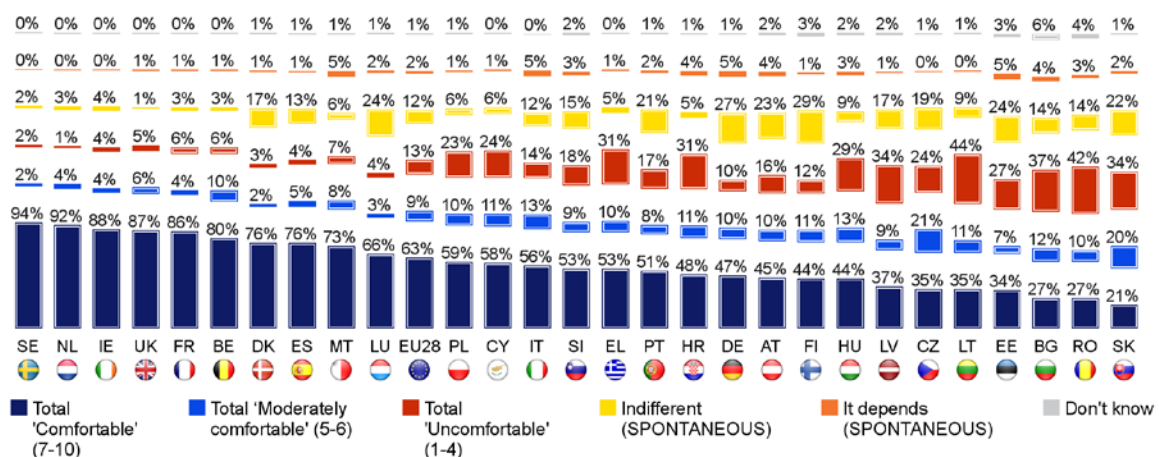
All respondents were asked, regardless of whether they were actually working or not, how comfortable they would feel if one of their colleagues at work were gay, lesbian or bisexual³⁸.

Three-quarters of respondents answer that they would be at ease working with a gay, lesbian or bisexual person: 63% say they would be comfortable (giving a score of 7-10 out of 10), with a further 12% spontaneously saying they are indifferent. One in eight respondents (13%) say they would be uncomfortable.

Variations by country are very similar to those seen in the previous question. Respondents in the following countries are most at ease with the possibility of working with a gay, lesbian or bisexual person: Sweden (96% comfortable or indifferent), the Netherlands (95%), Denmark (93%) and Luxembourg (90%). Less than half of respondents say they would be comfortable or indifferent in the following countries: Romania (41%), Bulgaria (41%), Slovakia (43%) and Lithuania (44%).

QC13.10. Regardless of whether you are actually working or not, please tell me, using a scale from 1 to 10, how comfortable you would feel if one of your colleagues at work belonged to each of the following groups? '1' means that you would feel, "not at all comfortable" and '10' that you would feel "totally comfortable".

A gay, lesbian or bisexual person



³⁸ QC13: Regardless of whether you are actually working or not, please tell me, using a scale from 1 to 10, how comfortable you would feel if one of your colleagues at work belonged to each of the following groups? '1' means that you would feel, "not at all comfortable" and '10' that you would feel "totally comfortable". 10) A gay, lesbian or bisexual person.

Socio-demographic analysis shows that:

- Women are slightly more likely than men to say they would be comfortable or indifferent working with a gay, lesbian or bisexual person (77% compared with 73%).
- Older people (aged 55 or over) are less likely to say they would be at ease (67% comfortable or indifferent, compared with 79%-82% in younger age groups).
- Respondents with higher levels of education are more at ease with the possibility of working with a gay, lesbian or bisexual person: 84% of those who left education at the age of 20 or older would be comfortable or indifferent about this, falling to 63% among those who finished education by the age of 15.
- People with a diverse social circle are more at ease with the idea of working with gay, lesbian or bisexual people. This applies to people who have friends and acquaintances who are gay, lesbian or bisexual (92%) and also – to a slightly lesser extent – those whose social circle includes other groups at risk of discrimination.

3.1.4. *Having sons or daughters in a relationship with a person of the same sex*

All respondents were then asked, regardless of whether they had sons or daughters or not, how comfortable they would feel if one of their sons or daughters was in a love relationship with a person of the same sex³⁹.

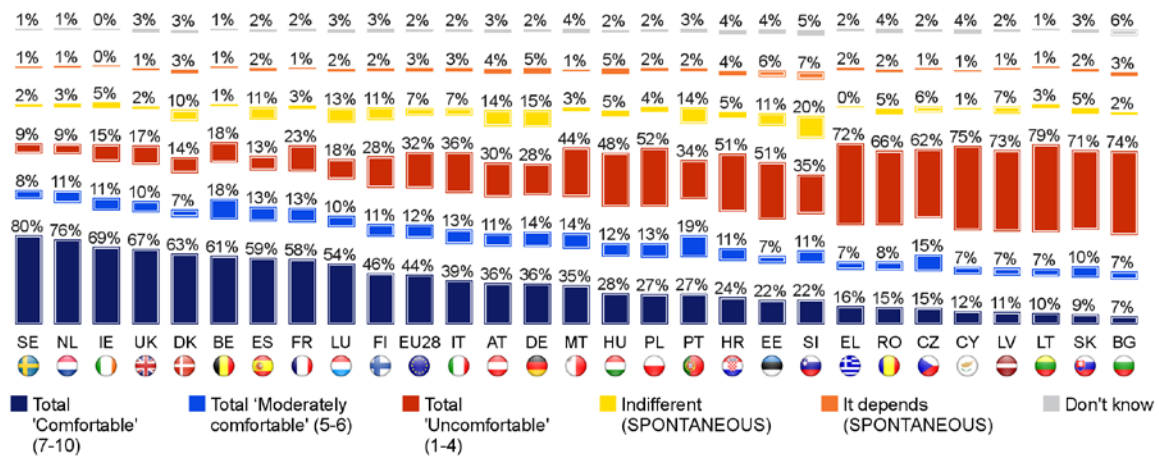
Less than half of respondents (44%) say they would be comfortable if their son or daughter had a relationship with a person of the same sex, with a further 7% indifferent (*spontaneous* answer). Overall, 51% of respondents would feel at ease if one of their sons or daughters was in a love relationship with a person of the same sex. Around a third (32%) say they would be uncomfortable.

Reflecting the **country patterns** seen in previous questions, respondents are most at ease with a son or daughter having a relationship with someone of the same sex in Sweden (82% comfortable or indifferent), the Netherlands (79%), Ireland (74%) and Denmark (73%). However, the proportions are very low in Bulgaria (9% comfortable or indifferent), Cyprus (13%), Lithuania (13%), Slovakia (14%), Greece (16%) and Latvia (18%). Overall, less than 50% of respondents say that they would be comfortable or indifferent in a majority of countries (16 Member States). The difference between Member States with regards to respondents' levels of comfort is one of the largest in the entire survey (82% in Sweden to 9% in Bulgaria), highlighting the polarisation of tolerance of LGBT minorities on a personal level (one's children).

³⁹ QC14: Regardless of whether you have children or not, please tell me, using a scale from 1 to 10, how comfortable you would feel if one of your children was in a love relationship with a person from each of the following groups. '1' means that you would feel, "not at all comfortable" and '10' that you would feel "totally comfortable". 10 A person of the same sex.

QC14.10. Regardless of whether you have children or not, please tell me, using a scale from 1 to 10, how comfortable you would feel if one of your children was in a love relationship with a person from each of the following groups. '1' means that you would feel, "not at all comfortable" and '10' that you would feel "totally comfortable".

A person of the same sex



Socio-demographic patterns are similar to those seen in relation to work colleagues. Older people are less likely to say they would be at ease if one of their sons or daughters had a relationship with someone of the same sex (45% comfortable or indifferent), while women are slightly more likely than men to be comfortable or indifferent (54% compared with 49%).

Comfort levels are higher among respondents with higher levels of education (60% of those who ended education at the age of 20 or older), those who classify themselves as being part of a minority with regards to sexual orientation (77%), and those with a diverse social circle - friends or acquaintances who are gay, lesbian or bisexual (71%), as well as those whose social circle includes other groups at risk of discrimination.

QC14.10 Regardless of whether you have children or not, please tell me, using a scale from 1 to 10, how comfortable you would feel if one of your children was in a love relationship with a person from each of the following groups. '1' means that you would feel, "not at all comfortable" and '10' that you would feel "totally comfortable".

A person of the same sex

	Total 'Comfortable (7-10)'	Total 'Fairly comfortable (5-6)'	Total 'Uncomfortable (1-4)'	Indifferent (SPONTANEOUS)	It depends (SPONTANEOUS)	DK
EU28	44%	12%	32%	7%	3%	2%
Gender						
Man	42%	13%	34%	7%	3%	2%
Woman	47%	12%	30%	7%	2%	2%
Age						
15-24	51%	11%	25%	8%	2%	3%
25-39	48%	12%	28%	7%	2%	2%
40-54	46%	13%	30%	6%	3%	2%
55 +	38%	12%	38%	7%	3%	2%
Education (End of)						
15-	35%	12%	40%	7%	3%	2%
16-19	40%	14%	36%	6%	2%	2%
20+	53%	11%	24%	7%	3%	2%
Still studying	54%	10%	22%	9%	3%	3%
Friends gay, lesbian or bisexual						
Yes	64%	12%	13%	7%	2%	1%
No	27%	12%	49%	6%	3%	3%
Self-defined minority						
Ethnic	43%	11%	38%	4%	2%	2%
Religious	43%	14%	36%	4%	1%	2%
Sexual orientation	72%	8%	11%	5%	3%	1%
Disability	53%	15%	22%	7%	2%	1%
Other	50%	15%	25%	3%	5%	1%
None	44%	12%	32%	7%	3%	2%

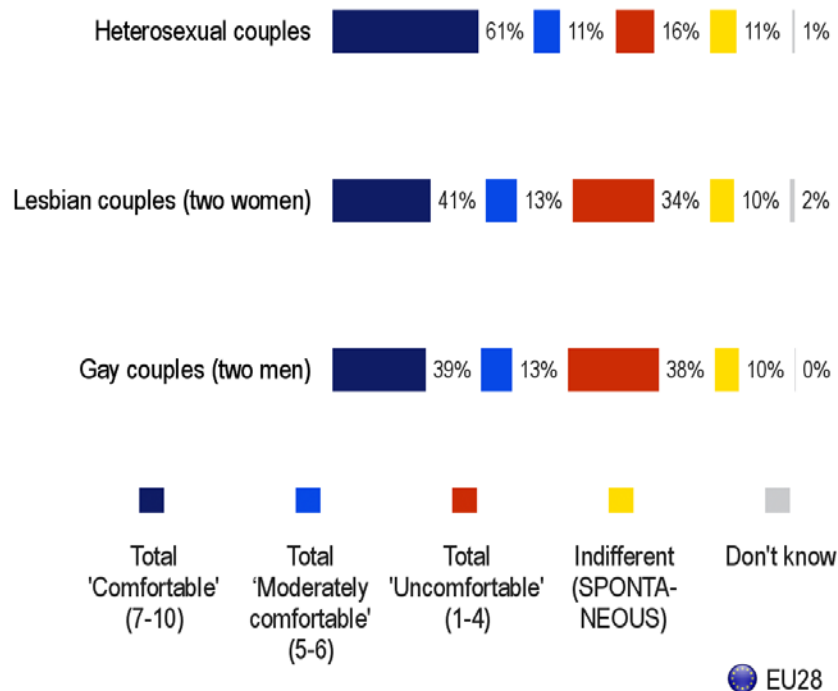
3.1.5. Seeing gays or lesbians showing affection in public

Respondents were asked how comfortable they would feel with people in various groups showing affection in public, again using a scale of 1 (not at all comfortable) to 10 (totally comfortable)⁴⁰.

Most respondents say they would be at ease with heterosexual couples showing affection in public (72% comfortable or indifferent). However, the proportion is lower with regards to gay couples (49%) and lesbian couples (51%). Around a third of respondents say they would be uncomfortable with gay couples (38%) or lesbian couples (34%) showing affection in public, higher than for heterosexual couples (16%).

⁴⁰ QC18: Using a scale from 1 to 10, please tell me how comfortable you would feel with people in each of the following groups showing affection in public (e.g. kissing or holding hands). '1' means that you would feel, "not at all comfortable" and '10' that you would feel "totally comfortable". 1) Heterosexual couples 2) Gay couples (two men) 3) Lesbian couples (two women).

QC18. Using a scale from 1 to 10, please tell me how comfortable you would feel with people in each of the following groups showing affection in public (e.g. kissing or holding hands). '1' means that you would feel, "not at all comfortable" and '10' that you would feel "totally comfortable".
































There are considerable **variations between countries**. Respondents are most likely to be at ease about gay or lesbian couples showing affection in public in Sweden (78% and 82% respectively would be comfortable or are indifferent), Spain (69% and 71%), Denmark (68% and 72%) and Luxembourg (66% and 70%). The lowest proportions can be seen in Lithuania (14% and 16% respectively), Latvia (16% and 22%), Romania (17% and 19%), Slovakia (18% and 21%) and Bulgaria (19% and 22%). While the differences are limited, **in every Member State the level of comfort is higher for lesbian couples than for gay couples**.





To some extent, these variations reflect attitudes to showing affection in public (at all) as much as attitudes towards gay or lesbian couples. The same country patterns are evident in relation to heterosexual couples showing affection in public, although the differences are not as great; the highest proportion is in Sweden (88% comfortable or indifferent), with the lowest in Romania (40%).

In the table below, the difference in the proportion of respondents at ease with public displays of affection for heterosexual and gay couples is shown. Since the levels of comfort for lesbian couples are all higher than for gay couples, this category is not included. The smallest difference in levels of being at ease is from respondents in Sweden (+10 percentage point difference between heterosexual couples and gay couples), Ireland (+13) and Spain (+15). The largest difference is from respondents in Greece (+49), followed by the Czech Republic (+36), Slovakia and Estonia (both +34).

QC18 Using a scale from 1 to 10, please tell me how comfortable you would feel with people in each of the following groups showing affection in public (e.g. kissing or holding hands). '1' means that you would feel, "not at all comfortable" and '10' that you would feel "totally comfortable".

Answer: Total 'Comfortable' (7-10) + Indifferent

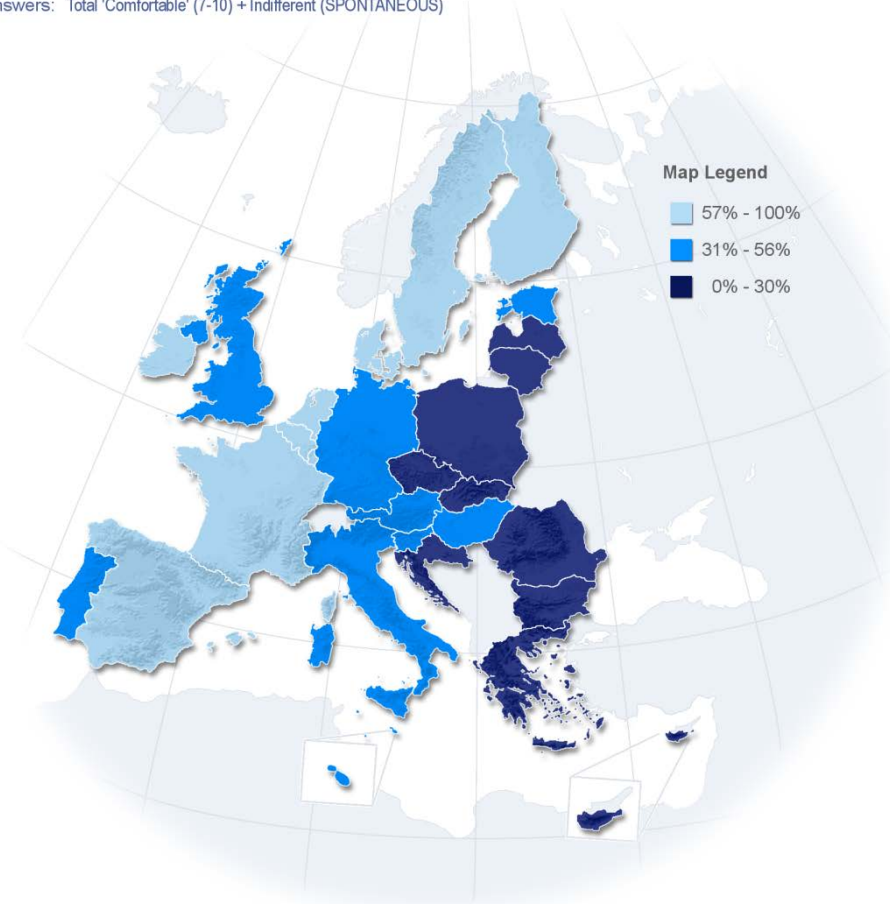
		Heterosexual couples	Gay couples (two men)	Difference
	EU28	72%	49%	+23
	SE	88%	78%	+10
	IE	72%	59%	+13
	ES	84%	69%	+15
	DK	84%	68%	+16
	NL	78%	62%	+16
	AT	70%	53%	+17
	UK	75%	56%	+19
	BE	80%	61%	+19
	FI	79%	59%	+20
	FR	81%	61%	+20
	LU	86%	66%	+20
	MT	61%	38%	+23
	RO	40%	17%	+23
	SI	56%	33%	+23
	HU	58%	34%	+24
	DE	77%	52%	+25
	PT	61%	35%	+26
	LT	41%	14%	+27
	BG	47%	19%	+28
	HR	50%	22%	+28
	IT	73%	42%	+31
	CY	57%	26%	+31
	LV	47%	16%	+31
	PL	60%	27%	+33
	EE	65%	31%	+34
	SK	52%	18%	+34
	CZ	58%	22%	+36
	EL	75%	26%	+49

 SE	78%
 ES	69%
 DK	68%
 LU	66%
 NL	62%
 FR	61%
 BE	61%
 IE	59%
 FI	59%
 UK	56%
 AT	53%
 DE	52%
 EU28	49%
 IT	42%
 MT	38%
 PT	35%
 HU	34%
 SI	33%
 EE	31%
 PL	27%
 CY	26%
 EL	26%
 HR	22%
 CZ	22%
 BG	19%
 SK	18%
 RO	17%
 LV	16%
 LT	14%

Question: QC18.2. Using a scale from 1 to 10, please tell me how comfortable you would feel with people in each of the following groups showing affection in public (e.g. kissing or holding hands). '1' means that you would feel, "not at all comfortable" and '10' that you would feel "totally comfortable".

Option: Gay couples (two men)

Answers: Total 'Comfortable' (7-10) + Indifferent (SPONTANEOUS)



Socio-demographic variations are similar to those seen on other questions in relation to gay, lesbian or bisexual people. Older people are less likely to feel at ease with gay or lesbian couples showing affection in public (36% and 38% of respondents aged 55 or over respectively are comfortable or indifferent), while comfort levels are higher among those who stayed in full-time education longer (58% and 61% respectively among those who ended education at the age of 20 or older), those who classify themselves as part of a minority with regards to sexual orientation (77% and 78%) and those who have friends or acquaintances who are gay, lesbian or bisexual (69% and 72%).

As noted above in relation to country differences, these variations partly reflect attitudes to showing affection in public (at all) as much as attitudes towards gay or lesbian couples.

3.2. Gender identity

– Improvement in the levels of comfort of citizens with having a transgender or transsexual person in the highest political office –

3.2.1. *Having a transgender or transsexual person in the highest political office*⁴¹

Across the EU as a whole, more than half of respondents (53%) say they would be comfortable (43%) or indifferent (10%) (*spontaneous* answer) with having a transgender or transsexual person in the highest political office, while 29% would be uncomfortable⁴².

Compared with 2012, the proportion that are comfortable or indifferent has increased (from 43% up to 53%), and now forms a majority.

There are wide variations between countries: the highest proportions that are comfortable or indifferent can be observed in Sweden (81%), Denmark (74%), Spain (74%), the Netherlands (71%) and Ireland (71%). Conversely, respondents are least likely to be comfortable in Bulgaria (20%), Lithuania (22%), Slovakia (24%), Romania (25%), Latvia (25%) and Cyprus (25%).






























In 24 Member States, comfort levels are now higher than they were in 2012. The largest increases are recorded in Malta (+22 percentage points), Finland (+22) and Portugal (+20). The only country where there has been a decrease is Romania (-3), while there has been no change in Bulgaria and Poland.

⁴¹ Respondents were read a definition and description for transgender and transsexual persons before the questions

⁴² QC4: And using a scale from 1 to 10, please tell me how you would feel about having a person from each of the following groups in the highest elected political position in (OUR COUNTRY). '1' means that you would feel "not at all comfortable" and '10' that you would feel "totally comfortable". 8) A transgender or transsexual person.

QC4.8. And using a scale from 1 to 10, please tell me how you would feel about having a person from each of the following groups in the highest elected political position in (OUR COUNTRY). '1' means that you would feel "not at all comfortable" and '10' that you would feel "totally comfortable".

A transgender or transsexual person

		Total 'Comfortable' (7-10)		Total 'Moderately comfortable' (5-6)		Total 'Uncomfortable' (1-4)		Indifferent (SPONTANEOUS)		Don't know	
		EB83.4	Diff. 2015-2012	EB83.4	Diff. 2015-2012	EB83.4	Diff. 2015-2012	EB83.4	Diff. 2015-2012	EB83.4	Diff. 2015-2012
	EU28	43%	+6	14%	-5	29%	-4	10%	+4	4%	-1
	MT	50%	+17	15%	+1	25%	-20	8%	+5	3%	-3
	HU	30%	+16	16%	-4	41%	-10	10%	+1	2%	-4
	IE	65%	+15	11%	-5	17%	-1	6%	-2	0%	-9
	PT	42%	+14	11%	-12	25%	-2	19%	+6	3%	-7
	NL	66%	+13	16%	-2	12%	-12	5%	+3	2%	-1
	SE	77%	+12	8%	-6	10%	-9	4%	+4	2%	=
	BE	59%	+12	18%	-6	19%	-7	2%	=	2%	+1
	UK	66%	+10	13%	-3	18%	-2	2%	=	1%	-4
	FR	47%	+9	16%	-2	29%	-9	5%	+2	4%	+2
	EL	28%	+9	11%	-3	57%	-8	3%	+2	1%	=
	FI	26%	+9	15%	-2	36%	-19	22%	+13	2%	=
	IT	38%	+7	19%	-9	27%	-5	10%	+3	6%	+3
	PL	41%	+6	14%	-2	39%	+7	4%	-6	2%	-4
	AT	31%	+6	13%	-10	32%	-6	18%	+11	6%	=
	CY	21%	+6	10%	=	64%	-8	4%	+3	1%	=
	ES	62%	+5	10%	-7	12%	-9	12%	+10	3%	=
	LV	13%	+4	10%	-1	62%	=	12%	=	2%	-4
	CZ	17%	+3	20%	-8	46%	+2	16%	+5	2%	-1
	RO	16%	+3	9%	-1	57%	+11	9%	-6	9%	-8
	SK	10%	+3	17%	=	54%	-13	14%	+9	5%	+1
	BG	10%	=	10%	+1	59%	+7	10%	=	11%	-7
	DE	28%	-3	15%	-6	32%	-3	21%	+12	4%	-1
	LT	15%	-4	9%	-5	68%	+11	7%	+5	1%	-7
	SI	33%	-5	13%	-3	36%	-5	14%	+12	3%	-1
	LU	50%	-8	9%	-5	16%	-2	18%	+9	6%	+4
	DK	57%	-9	9%	-3	14%	-3	17%	+15	2%	=
	EE	14%	-10	11%	-2	45%	-3	22%	+12	9%	+3
	HR	33%	NA*	15%	NA*	40%	NA*	6%	NA*	5%	NA*

* NA= Not asked: this question was not asked in this country during the previous survey

Socio-demographic analysis shows that women are more likely than men to be comfortable or indifferent with having a transgender or transsexual person in the highest elected political office (56% compared with 48%). Younger people are more at ease (62% of 15-24 year olds would be comfortable or indifferent, falling to 45% of those aged 55 or over). Comfort levels are also higher among those who left education at a later stage (59% of those who finished education at the age of 20 or older would be

comfortable or indifferent, compared with 44% of those who ended education at the age of 15 or younger).

Respondents who describe themselves as being part of a minority with regards to sexual orientation are more likely to be comfortable or indifferent (72%). Comfort levels are also higher among those who have friends or acquaintances who are transgender or transsexual (75%), as well as those who have friends or acquaintances from other groups at risk of discrimination.

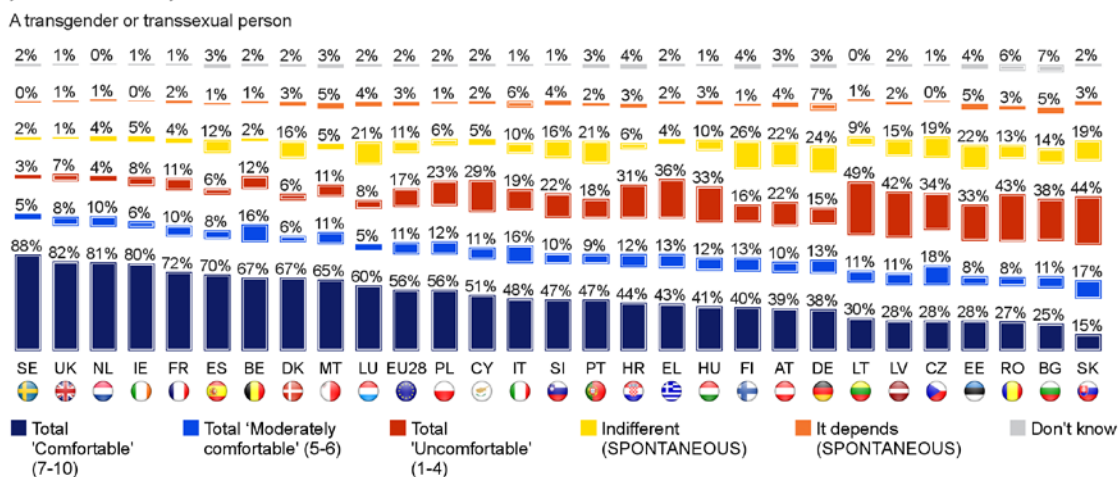
3.2.2. Working with a transgender or transsexual person

All respondents were asked, regardless of whether they were actually working or not, how comfortable they would feel if one of their colleagues at work was a transgender or transsexual person.

More than two-thirds of respondents (67%) say they would be comfortable (56%) or indifferent (11%) (*spontaneous* answer) if one of their colleagues at work was a transgender or transsexual person. Around one in six (17%) say that they would be uncomfortable with this scenario⁴³.

Variations by country are similar to those seen in the previous question. Respondents in the following countries are most at ease with the possibility of working with a transgender or transsexual person: Sweden (90% comfortable or indifferent), Ireland (85%), the Netherlands (85%), Denmark (83%), the United Kingdom (83%), Spain (82%) and Luxembourg (81%). Respondents are least likely to say they would be comfortable or are indifferent in the following countries: Slovakia (34%), Bulgaria (39%), Lithuania (39%) and Romania (40%).

QC13.11. Regardless of whether you are actually working or not, please tell me, using a scale from 1 to 10, how comfortable you would feel if one of your colleagues at work belonged to each of the following groups? '1' means that you would feel, "not at all comfortable" and '10' that you would feel "totally comfortable".



⁴³ QC13: Regardless of whether you are actually working or not, please tell me, using a scale from 1 to 10, how comfortable you would feel if one of your colleagues at work belonged to each of the following groups? '1' means that you would feel, "not at all comfortable" and '10' that you would feel "totally comfortable". 11) A transgender or transsexual person.

Socio-demographic analysis shows that:

- Women are more likely than men to say they would be comfortable or are indifferent (70% compared with 64%).
- Older people (aged 55 or over) are less likely to say they would be at ease with working with a transgender or transsexual person (60% comfortable or indifferent, compared with 70%-73% in younger age groups).
- Respondents with higher levels of education are more at ease with the possibility of working with a transgender or transsexual person: 75% of those who left education at the age of 20 or older would be comfortable or indifferent about this, falling to 56% among those who finished education by the age of 15.
- People are more at ease with the scenario if they have friends and acquaintances who are transgender or transsexual (88%) and if they have a diverse social circle generally.

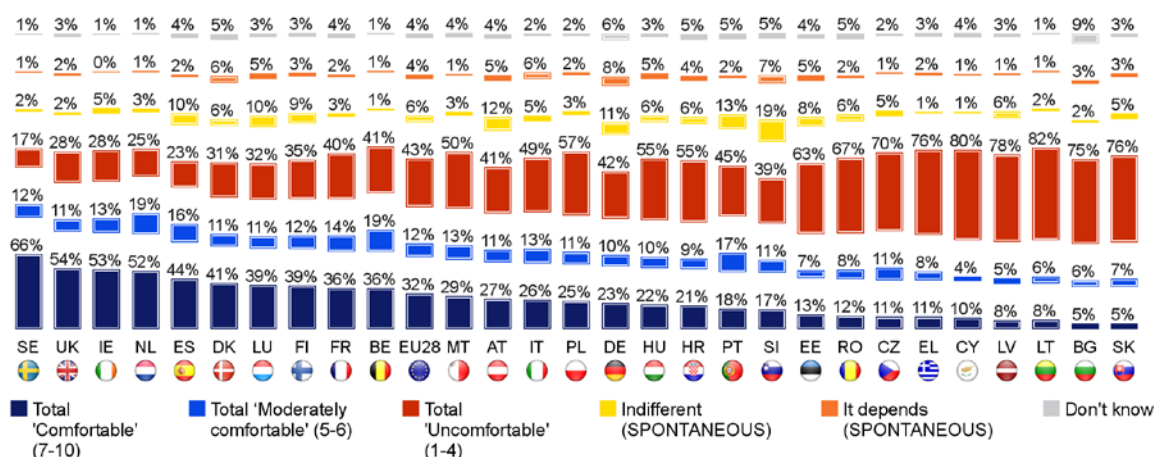
3.2.3. Having sons or daughters in a relationship with a transgender or transsexual person

Almost four in ten respondents (38%) say they would be comfortable or indifferent if their son or daughter had a relationship with a transgender or transsexual person, while 43% say they would be uncomfortable⁴⁴. These are the most negative findings for any of the various questions examining tolerance towards groups at risk of discrimination.

Reflecting the **country patterns** seen in previous questions, respondents are most at ease with a son or daughter having a relationship with a transgender or transsexual person in Sweden (68% comfortable or indifferent), which is the only country where more than two-thirds of respondents would feel at ease. More than half of respondents would also feel at ease in Ireland (58%), the United Kingdom (56%), the Netherlands (55%) and Spain (54%). However, the proportions are very low in Bulgaria (7% comfortable or indifferent), Lithuania (10%), Slovakia (10%), Cyprus (11%), Greece (12%) and Latvia (14%).

QC14.11. Regardless of whether you have children or not, please tell me, using a scale from 1 to 10, how comfortable you would feel if one of your children was in a love relationship with a person from each of the following groups. '1' means that you would feel, "not at all comfortable" and '10' that you would feel "totally comfortable".

A transgender or transsexual person



Socio-demographic patterns are similar to those seen in relation to work colleagues. Older people are less likely to say they would be at ease if one of their sons or daughters had a relationship with a transgender or transsexual person (33% comfortable or indifferent). Comfort levels are higher among respondents with higher levels of education (44% of those who ended education at the age of 20 or older), those who classify themselves as being part of a minority with regards to sexual orientation (66%), and those with a diverse social circle – friends or acquaintances who are transgender or transsexual (66%), as well as those whose social circle includes other groups at risk of discrimination.

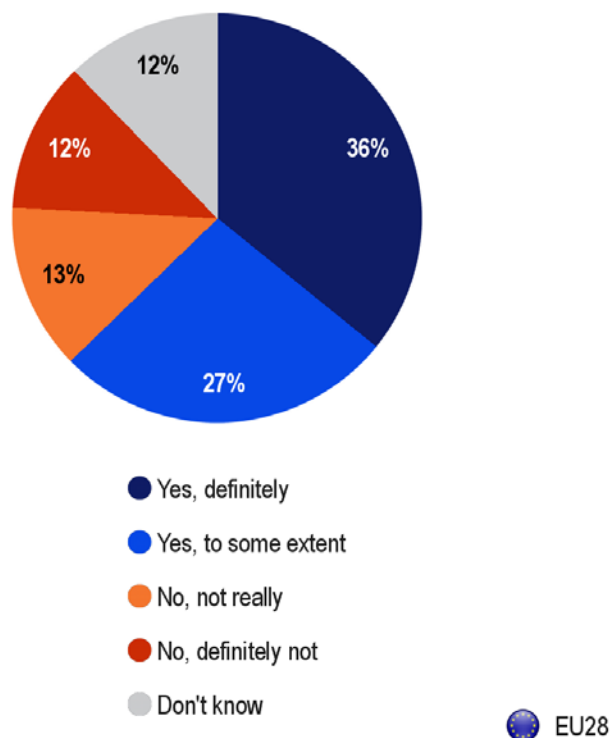
⁴⁴ QC14: Regardless of whether you have children or not, please tell me, using a scale from 1 to 10, how comfortable you would feel if one of your children was in a love relationship with a person from each of the following groups. '1' means that you would feel, "not at all comfortable" and '10' that you would feel "totally comfortable". 11 A transgender or transsexual person.

3.2.4. *Should transgender and transsexual persons be able to change their ID*

– A large majority of respondents think that transgender and transsexual persons should be able to change their civil documents –

Over six in ten respondents (63%) believe that transgender or transsexual persons should be able to change their civil documents to match their inner gender identity. The support is quite strong with more than one-third of respondents saying 'yes, definitely' (36%). A quarter of respondents (25%) disagree, saying either that this should 'definitely not' happen (12%) or 'not really' (13%)⁴⁵. A further 12% of respondents answer that they 'don't know'.

QC19. Do you think that transgender or transsexual persons should be able to change their civil documents to match their inner gender identity?

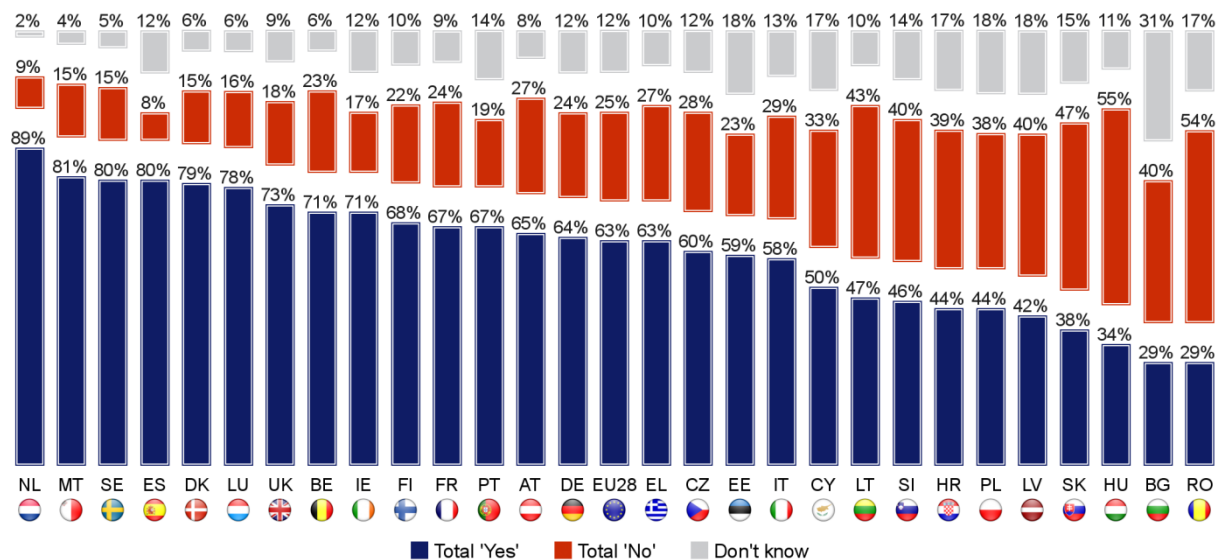


Findings vary considerably between different **Member States**. In 18 countries, the majority of respondents think that transgender or transsexual persons should be able to change their civil documents to match their inner gender identity, with the highest proportion seen in the Netherlands (89%), followed by Malta (81%), Sweden (80%), Spain (80%), Denmark (79%) and Luxembourg (78%).

⁴⁵ QC19: Do you think that transgender or transsexual persons should be able to change their civil documents to match their inner gender identity?

However, the proportion is much lower in Bulgaria (29%), Romania (29%), Hungary (34%) and Slovakia (38%), which are the only four Member States where the total ‘no’ outnumber the ‘yes’.

QC19. Do you think that transgender or transsexual persons should be able to change their civil documents to match their inner gender identity?



Analysis of **socio-demographic groups** again shows a difference by level of education. Respondents who ended full-time education at the age of 20 or older are more likely to think that transgender or transsexual persons should be able to change their civil documents to match their inner gender identity (72%), compared with those who ended their education at the age of 16-19 (60%) or at the age of 15 or younger (52%).

There is also a difference by age, with older people less likely to agree that transgender or transsexual persons should be able to change their civil documents to match their inner gender identity (57% compared with 66%-67% in younger age groups). Women are more likely than men to say this (66% compared with 60%).

The proportion that agree is also higher among those who classify themselves as being part of a minority with regards to sexual orientation (79%), and those with a diverse social circle – those who have friends or acquaintances who are transgender or transsexual (82%), as well as those whose social circle includes other groups at risk of discrimination.

Despite these variations, in all socio-demographic categories, majorities of respondents consider that transgender or transsexual persons should be able to change their civil documents to match their inner gender identity.

4. EXPERIENCE OF DISCRIMINATION AND KNOWLEDGE OF THE LAW

In this section we look at the extent to which Europeans have personally experienced discrimination. The section also examines the extent to which Europeans are aware of their rights in the event of discrimination and harassment, as well as the organisations that they would prefer to contact if they were a victim of discrimination.

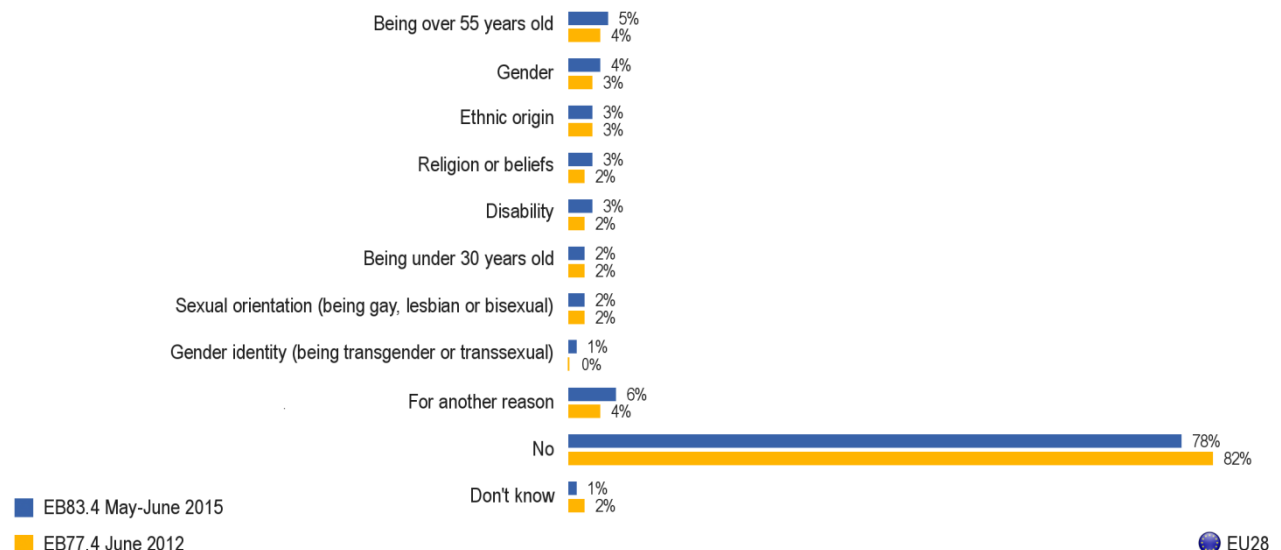
4.1. Personal experience of discrimination

– One in five respondents say they have felt discriminated against or harassed on one or more grounds in the previous 12 months –

Around one in five respondents (21%) say that, in the 12 months preceding the survey, they personally felt discriminated against or harassed on the basis of one or more of the following grounds: being over 55 years old (5%), their gender (4%), ethnic origin (3%), religion or beliefs (3%), disability (3%), being under 30 years old (2%), sexual orientation (2%), gender identity (1%) or for another reason (6%)⁴⁶. In total, 5% of respondents say that they felt discriminated against on multiple grounds.

Compared with 2012, there has been an increase in the overall proportion who say they have experienced some form of discrimination or harassment (from 16% to 21%), along with increases (of no more than one percentage point) for discrimination or harassment on individual grounds.

QC2. In the past 12 months have you personally felt discriminated against or harassed on one or more of the following grounds? Please tell me all that apply. (MULTIPLE ANSWERS POSSIBLE)



⁴⁶ QC2: In the past 12 months have you personally felt discriminated against or harassed on one or more of the following grounds? Please tell me all that apply. Respondents had the possibility to give several answers, as they could have felt discriminated against or harassed on the basis of several grounds.






























For the most part, there are only minor variations between countries in the proportions that say they have experienced discrimination or harassment on various grounds over the previous 12 months. The notable findings are as follows:

- Respondents in Sweden are more likely than those in other countries to say they have experienced discrimination or harassment on the grounds of gender (11%).
- The proportion that say they have experienced discrimination or harassment on the grounds of ethnic origin is highest among respondents in Luxembourg (8%).
- A relatively high proportion of respondents in Italy say they have experienced discrimination or harassment on the grounds of religion or beliefs (5%), disability (4%), sexual orientation (4%) and gender identity (2%).
- Respondents in the Czech Republic (8%) and Slovakia (7%) are more likely than those in other countries to say they have been discriminated against or harassed on the grounds of being over 55 years old. The figures in Slovakia are also high for a number of other grounds: being under 30 years olds (4%), ethnic origin (5%), sexual orientation (4%) and gender identity (2%).

Overall, a quarter or more of respondents have felt discriminated against or harassed in Croatia (33%), Austria (29%), Luxembourg (28%), Slovakia (27%), Italy (26%), Romania (26%), the Czech Republic (25%) and Sweden (25%). At the other end of the scale, this proportion is lowest in Greece (11%), Slovenia (13%) and Malta (14%).

This proportion has increased in a 22 countries, most strikingly in Ireland (24%, +16 percentage points) and Luxembourg (28%, +10). Conversely, it has lost ground in Latvia (16%, -2), Belgium (19%, -1) and Bulgaria (16%, -1).

QC2. In the past 12 months have you personally felt discriminated against or harassed on one or more of the following grounds?
Please tell me all that apply. (MULTIPLE ANSWERS POSSIBLE)

	Being over 55 years old	Gender	Ethnic origin	Religion or beliefs	Disability	Being under 30 years old	Sexual orientation (being gay, lesbian or bisexual)	Gender identity (being trans-gender or trans-sexual)	For another reason	No	Don't know
 EU28	5%	4%	3%	3%	3%	2%	2%	1%	6%	78%	1%
 BE	4%	4%	4%	3%	3%	3%	1%	2%	4%	81%	0%
 BG	6%	2%	4%	1%	1%	2%	0%	0%	3%	80%	4%
 CZ	8%	5%	3%	1%	3%	3%	1%	0%	8%	69%	6%
 DK	4%	4%	3%	2%	1%	2%	1%	0%	8%	78%	2%
 DE	4%	4%	4%	4%	2%	1%	2%	0%	5%	82%	1%
 EE	5%	4%	4%	2%	2%	1%	0%	0%	4%	80%	2%
 IE	4%	3%	4%	4%	2%	3%	1%	1%	6%	74%	2%
 EL	3%	2%	2%	1%	0%	1%	1%	0%	3%	89%	0%
 ES	4%	3%	3%	1%	1%	1%	1%	0%	5%	84%	0%
 FR	4%	4%	3%	4%	4%	2%	1%	0%	8%	76%	1%
 HR	6%	8%	6%	4%	2%	2%	0%	1%	11%	65%	2%
 IT	6%	5%	3%	5%	4%	3%	4%	2%	6%	73%	1%
 CY	3%	5%	3%	1%	1%	2%	0%	0%	9%	79%	0%
 LV	4%	2%	3%	1%	2%	1%	1%	0%	5%	83%	1%
 LT	5%	2%	1%	1%	3%	3%	0%	0%	6%	80%	1%
 LU	2%	3%	8%	3%	2%	2%	1%	0%	14%	71%	1%
 HU	6%	6%	4%	2%	3%	3%	2%	1%	4%	76%	0%
 MT	1%	4%	0%	2%	0%	1%	1%	0%	6%	85%	1%
 NL	6%	3%	2%	3%	3%	2%	1%	0%	6%	78%	1%
 AT	7%	6%	4%	4%	3%	2%	2%	1%	10%	69%	2%
 PL	4%	3%	1%	1%	2%	2%	1%	1%	4%	80%	5%
 PT	6%	2%	3%	1%	2%	1%	1%	1%	6%	82%	1%
 RO	6%	3%	4%	3%	3%	4%	2%	1%	12%	71%	3%
 SI	3%	3%	1%	2%	2%	2%	1%	1%	5%	86%	1%
 SK	7%	5%	5%	2%	3%	4%	4%	2%	6%	65%	8%
 FI	5%	5%	2%	3%	2%	3%	1%	1%	5%	81%	1%
 SE	6%	11%	2%	2%	2%	3%	1%	0%	5%	74%	1%
 UK	4%	5%	6%	4%	4%	3%	1%	0%	4%	77%	1%

Highest percentage per country

Lowest percentage per country

Highest percentage per item

Lowest percentage per item

As well as considering the proportion of all EU citizens who say they have been discriminated against, it is important to examine experience of discrimination and harassment among groups at risk of discrimination. This shows that:

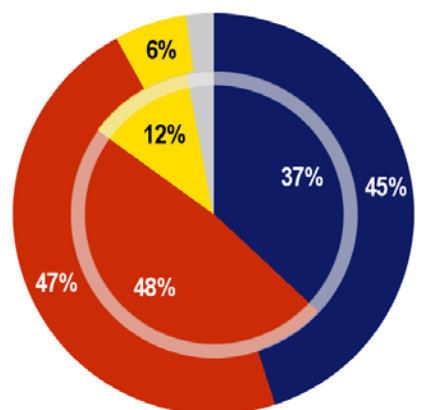
- 30% of respondents who belong to an ethnic minority group say they have experienced discrimination or harassment on the grounds of ethnic origin.
- 22% of those from a religious minority say they have experienced discrimination or harassment on the grounds of religion or beliefs.
- 37% of those who describe themselves as being part of a minority in terms of disability report discrimination or harassment on the grounds of disability.
- 32% of those who say they are part of a minority with regards to sexual orientation (like being gay, lesbian, bisexual, transgender or transsexual) have experienced discrimination or harassment on the ground of sexual orientation (being gay, lesbian or bisexual). Four percent of them have experienced discrimination or harassment on the ground of gender identity (being transgender or transsexual).
- Discrimination on the grounds of gender has been experienced by 6% of women and 2% of men in the previous 12 months.
- 10% of respondents aged 55 or over say they have felt discriminated against or harassed on the grounds of being over 55 years old, while this applies to 6% of 15-24 year olds on the grounds of being under 30.
- Respondents who report being discriminated against on the basis of gender identity are most likely to report being discriminated on at least one other ground (82%). Furthermore, a majority of respondents who report discrimination on the basis of sexual orientation (72%), religion (64%), disability (55%) and ethnic origin (53%) also report discrimination on at least one other ground. This is in stark contrast to the overall population in which only 21% report discrimination on at least one ground.

4.2. Knowledge of victims' rights in the event of discrimination

– There is increasing knowledge of the rights of victims of discrimination –

The proportion of respondents who say they would know their rights should they fall victim to discrimination or harassment has increased considerably since 2012: 45% answer 'yes', after a 8-point increase, while 47% answer that they would not know their rights (47%, -1)⁴⁷. Six percent answer *spontaneously* that it depends (-6).

QC8. Would you know your rights if you were the victim of discrimination or harassment?



● Yes

● No

● It depends (SPONTANEOUS)

● Don't know

Inner pie : EB77.4 June 2012

Outer pie : EB83.4 May-June 2015

● EU28

Once again, the EU average conceals wide national differences in awareness.

Knowledge of victims' rights is most widespread in Finland (78%), followed by Slovenia (66%), Cyprus (62%), Sweden (61%), Ireland (59%), the United Kingdom (58%) and Lithuania (57%). Overall, majorities of respondents say that they would know their rights if they were victims of discrimination or harassment in 12 countries (compared with 7 Member States in 2012).

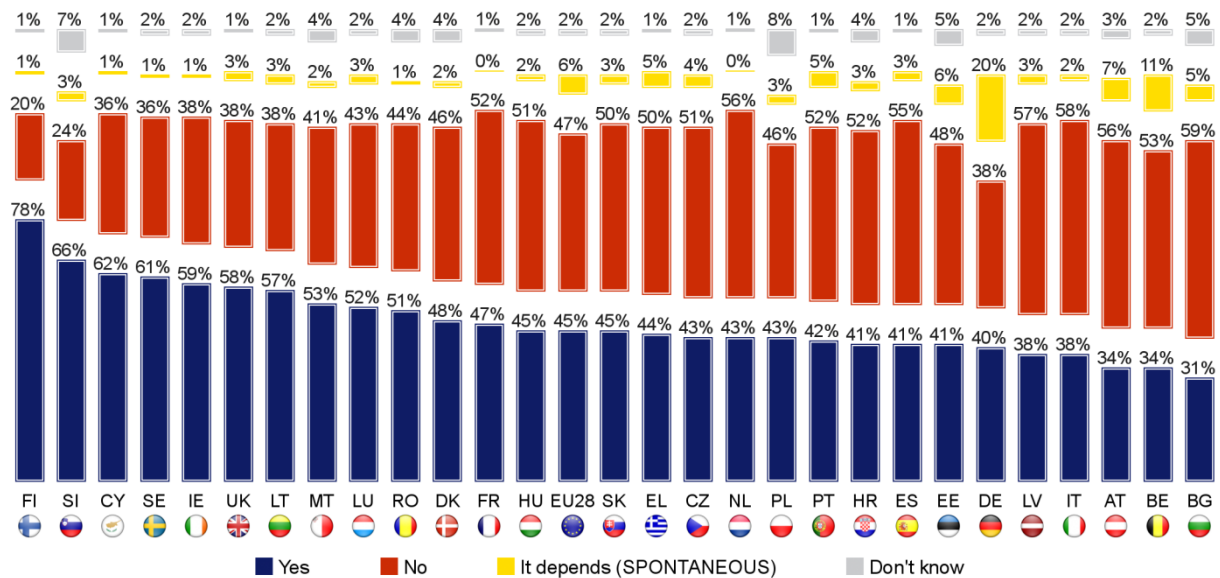
Respondents are least likely to know their rights in Bulgaria (31%), Austria (34%) and Belgium (34%).

Most countries have seen increases in awareness since the 2012 survey (23). The largest increases can be seen in Cyprus (+19 percentage points), Slovenia (+19), Lithuania

⁴⁷ QC8: Would you know your rights if you were the victim of discrimination or harassment?

(+18) and Luxembourg (+17). The only countries where there have been decreases in awareness are Belgium (-4), Denmark (-2) and the Netherlands (-2). In Sweden, awareness has remained stable.

QC8. Would you know your rights if you were the victim of discrimination or harassment?



Awareness levels are generally no higher among **members of groups at risk of discrimination**. The exceptions are respondents who describe themselves as part of a minority with regards to sexual orientation (57% of whom say they would know their rights should they fall victim to discrimination or harassment) and members of a religious minority (50%). Otherwise, awareness levels among groups at risk of discrimination are similar to the average figure. However, respondents with a diverse social circle are more likely than other people to know their rights (e.g. 50% of those who have friends or acquaintances who have disabilities and 57% of those who have friends or acquaintances who are transgender or transsexual).

Previous experience of discrimination has only a minor influence on awareness: 48% of those who have experienced discrimination or harassment in the previous 12 months say they would know their rights, compared with 44% of other respondents.

There are differences between **socio-demographic** groups. Levels of awareness rise the longer a respondent has spent in education, from 33% among those who left education aged 15 or younger to 54% of those who left full-time education at the age of 20 or older. Awareness is also lower among respondents aged 55 or over (40% compared with 47%-49% in younger age groups).

QC8 Would you know your rights if you were the victim of discrimination or harassment?

	Yes	No	It depends (SPONTANEOUS)	DK
EU28	45%	47%	6%	2%
Gender				
Man	47%	46%	5%	2%
Woman	43%	49%	6%	2%
Age				
15-24	48%	44%	6%	2%
25-39	47%	46%	5%	2%
40-54	49%	44%	5%	2%
55 +	40%	52%	6%	2%
Education (End of)				
15-	33%	60%	5%	2%
16-19	43%	48%	6%	3%
20+	54%	40%	4%	2%
Still studying	47%	44%	7%	2%
Socio-professional category				
Self-employed	47%	47%	4%	2%
Managers	61%	34%	4%	1%
Other white collars	47%	44%	6%	3%
Manual workers	46%	46%	6%	2%
House persons	36%	56%	6%	2%
Unemployed	44%	49%	5%	2%
Retired	38%	54%	5%	3%
Students	47%	44%	7%	2%
Subjective urbanisation				
Rural village	42%	50%	6%	2%
Small/ mid size town	45%	48%	5%	2%
Large town	49%	44%	5%	2%
Experienced discrimination				
No	44%	48%	6%	2%
Single ground	48%	46%	5%	1%
Multiple grounds	47%	47%	4%	2%

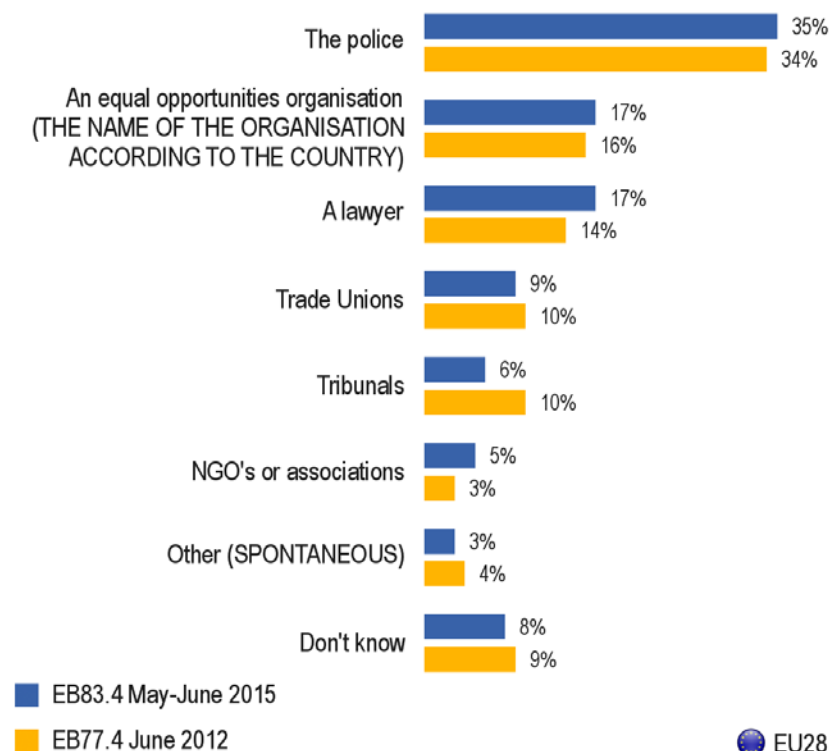
4.3. Where would Europeans prefer to report harassment or discrimination

– If Europeans were the victim of discrimination, they would prefer to contact the police –

If they were the victim of discrimination or harassment, respondents are most likely to say that they would prefer to report their case to **the police (35%)**. This is ahead of other options, such as an equal opportunities organisation (17%) or a lawyer (17%). Less than one in ten say they would prefer to report their case to trade unions (9%), tribunals (6%), NGOs or associations (5%) or somewhere else (3%)⁴⁸.

Overall, the results are similar to those obtained in June 2012, although the proportion favouring a lawyer has increased (+3 percentage points), while the proportion who would prefer tribunals has decreased (-4 points).

QC9. If you were the victim of discrimination or harassment, to whom would you prefer to report your case?



Respondents in Spain (51%) and the Czech Republic (50%) are most likely to say they would prefer to report their case **to the police** if they were victim of discrimination or harassment; overall, the police are the organisation that is chosen most frequently in 20 countries.






























⁴⁸ QC9: If you were the victim of discrimination or harassment, to whom would you prefer to report your case? ONE ANSWER ONLY.

A relatively high proportion of respondents would prefer to contact **an equal opportunities organisation** in Sweden (38%), Lithuania (35%), the Netherlands (34%) and Latvia (33%). Overall, this item is mentioned in first position in six countries.

Respondents in Germany (26%) and Greece (24%) are most likely to say they would go to a **lawyer**.

Respondents in Denmark (37%) and Finland (34%) would prefer to report the case to **trade unions**: this item comes in first position in these two countries.

QC9. If you were the victim of discrimination or harassment, to whom would you prefer to report your case?

	The police	An equal opportunities organisation (THE NAME OF THE ORGANISATION ACCORDING TO THE COUNTRY)	A lawyer	Trade Unions	Tribunals	NGO's or associations	Other (SPONTANEOUS)	Don't know
 EU28	35%	17%	17%	9%	6%	5%	3%	8%
 BE	30%	29%	10%	14%	5%	3%	5%	4%
 BG	21%	29%	15%	1%	9%	4%	2%	19%
 CZ	50%	13%	18%	5%	4%	4%	1%	5%
 DK	26%	8%	7%	37%	3%	2%	9%	8%
 DE	32%	15%	26%	8%	2%	4%	5%	8%
 EE	32%	24%	12%	4%	4%	3%	5%	16%
 IE	25%	28%	16%	13%	3%	2%	2%	11%
 EL	32%	17%	24%	2%	7%	5%	8%	5%
 ES	51%	8%	12%	7%	8%	4%	3%	7%
 FR	29%	16%	19%	12%	8%	10%	1%	5%
 HR	38%	12%	12%	3%	7%	10%	5%	13%
 IT	38%	13%	21%	6%	7%	5%	3%	7%
 CY	36%	23%	18%	4%	3%	2%	5%	9%
 LV	26%	33%	11%	6%	5%	1%	4%	14%
 LT	37%	35%	12%	4%	0%	1%	2%	9%
 LU	39%	14%	17%	11%	2%	8%	6%	3%
 HU	42%	20%	8%	3%	7%	6%	3%	11%
 MT	36%	15%	20%	11%	3%	4%	4%	7%
 NL	28%	34%	8%	9%	5%	3%	8%	5%
 AT	19%	28%	17%	12%	6%	6%	5%	7%
 PL	37%	18%	13%	3%	13%	4%	2%	10%
 PT	45%	13%	10%	3%	10%	2%	3%	14%
 RO	39%	17%	16%	2%	10%	3%	1%	12%
 SI	29%	15%	13%	6%	1%	6%	17%	13%
 SK	44%	14%	12%	3%	4%	6%	5%	12%
 FI	33%	7%	6%	34%	3%	5%	7%	5%
 SE	17%	38%	4%	29%	1%	3%	2%	6%
 UK	33%	19%	13%	16%	7%	3%	2%	7%

Highest percentage per country

Lowest percentage per country

Highest percentage per item

Lowest percentage per item

Many differences across **socio-demographic groups** are minor, though some notable variations can be highlighted. Women are slightly more likely than men to say they would contact the police (37% compared with 33%). Perhaps surprisingly, a preference for the police is also stronger among younger people (42% of 15-24 year olds) and older people (38% of those aged 55 or over), rather than those in the middle age bands (30% of those aged 25-39 and 32% of those aged 40-54).

Respondents with a higher level of education are more likely to prefer an equal opportunities organisation (22% of those who ended education at the age of 20 or above, falling to 9% of those who ended education by the age of 15), but are less likely to prefer to contact the police (26% rising to 46%).

The responses among members of groups at risk of discrimination are generally similar to other respondents. However, members of some groups are less likely to say they would prefer to contact the police; specifically, those who are part of a minority with regards to sexual orientation (29%) and those from a minority in terms of disability (27%). These respondents – particularly those from a minority with regards to sexual orientation – are more likely than other respondents to prefer an equal opportunities organisation (24%).

Similarly, those who have experienced discrimination recently are also less likely to mention the police (30% for those who have experienced discrimination on multiple grounds vs. 36% for those who have not experienced discrimination) and more likely to mention equal opportunities organisations (21% vs. 17%) and trade unions (13% vs. 9%).

5. VIEWS ABOUT EQUAL OPPORTUNITIES IN EMPLOYMENT

The European Union has a strong and long-standing commitment to combating discrimination in employment, founded on a solid legal framework. The principle of equal treatment in employment and training irrespective of gender, religion or belief, disability, ethnic origin, sexual orientation or age is ensured at EU level through the Employment Directive, the Racial Equality Directive and numerous gender laws.

This section examines three aspects of equal opportunities in employment: factors which are seen as putting job applicants at a disadvantage; support for measures to foster diversity in the workplace; and perceptions as to whether enough is being done to promote diversity.

5.1. Factors that are perceived to put applicants for a job at a disadvantage

– (Older) age is most widely seen as a factor that could put job applicants at a disadvantage –

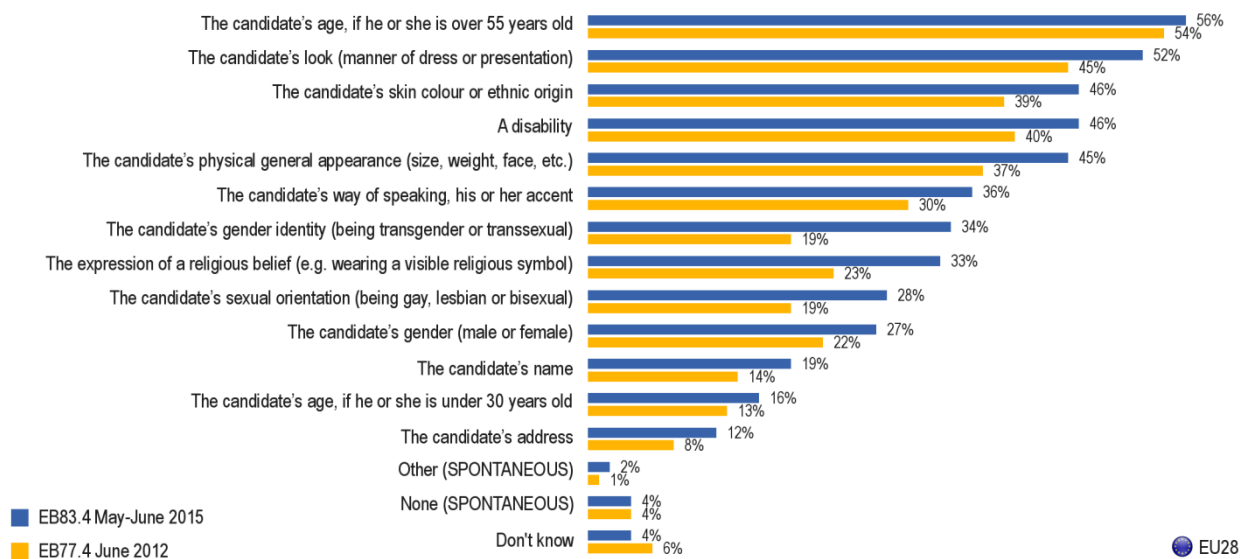
Many respondents continue to perceive that discrimination exists in recruitment practices. Substantial proportions of respondents identify a range of factors that are likely to lead to disadvantage. Over half (56%, +2 percentage points since June 2012) believe that a **candidate's age, if over 55**, would be a disadvantage. This is followed by **a candidate's look, manner of dress or presentation** (52%, +7), **skin colour or ethnic origin** (46%, +7), **a disability** (46%, +6), **general physical appearance** (size, weight, face) (45%, +8), **way of speaking** (36%, +6), **gender identity** (34%, +15), **expression of religion belief** (33%, +10), **sexual orientation** (28%, +9), **gender** (27%, +5), **name** (19% + 5), **age if under 30 years old** (16%, +3) and the candidate's **address** (12%, +4)⁴⁹.

There have been increases since the 2012 survey in the proportions of respondents mentioning each and every criterion that may put one candidate at a disadvantage. The largest increase is in the proportion saying that **a candidate's gender identity may put them at a disadvantage** (+15 percentage points). Each criterion has an increase, indicating that respondents were selecting, on average, more criteria that would disadvantage a candidate than in previous surveys.

As noted earlier in the report in relation to the perception of discrimination becoming more widespread, these increases might reflect a greater awareness among respondents about different forms of discrimination or a rise in the actual number of incidents.

⁴⁹ QC3 In (OUR COUNTRY) when a company wants to hire someone and has the choice between two candidates with equal skills and qualifications, which of the following criteria may, in your opinion, put one candidate at a disadvantage? (MULTIPLE ANSWERS POSSIBLE)

QC3. In (OUR COUNTRY) when a company wants to hire someone and has the choice between two candidates with equal skills and qualifications, which of the following criteria may, in your opinion, put one candidate at a disadvantage? (MULTIPLE ANSWERS POSSIBLE)



EU28

In most countries, age discrimination against **people aged over 55 years** is seen as the most common form of discrimination in recruitment practices. The proportion of respondents that say this may put a candidate at a disadvantage is highest in the Netherlands (78%).

Overall, the survey shows a high level of sensitivity in Sweden and the Netherlands regarding perceived disadvantages in the recruitment process. A high proportion of respondents in these countries mention the various forms of discrimination.

In addition, many respondents in Finland mention a number of forms of discrimination (including being over 55 years old, skin colour or ethnic origin, disability and general appearance), as do respondents in France (look, skin colour or ethnic origin, appearance, way of speaking) and Cyprus (gender identity and sexual orientation). Respondents in Ireland are most likely to mention the address of the candidate (25% vs. 12% at the EU level).

Perceived discrimination in recruitment tends to be less common among respondents in Bulgaria (with relatively low proportions mentioning a candidate's look, appearance, way of speaking or gender), Croatia (low proportions mention being over 55, look, skin colour or ethnic origin, disability and appearance), Latvia (skin colour or ethnic origin, general appearance, gender identity, sexual orientation and religious belief), Hungary (gender identity, sexual orientation and religious belief), and Poland (look, skin colour or ethnic origin, disability and way of speaking).

QC3. In (OUR COUNTRY) when a company wants to hire someone and has the choice between two candidates with equal skills and qualifications, which of the following criteria may, in your opinion, put one candidate at a disadvantage? (MULTIPLE ANSWERS POSSIBLE)

	The candidate's age, if he or she is over 55 years old	The candidate's look (manner of dress or presentation)	The candidate's skin colour or ethnic origin	A disability	The candidate's physical general appearance (size, weight, face, etc.)	The candidate's way of speaking, his or her accent	The candidate's gender identity (being transgender or transsexual)	The expression of a religious belief (e.g. wearing a visible religious symbol)	The candidate's sexual orientation (being gay, lesbian or bisexual)	The candidate's gender (male or female)	The candidate's name	The candidate's age, if he or she is under 30 years old	The candidate's address
EU28	56%	52%	46%	46%	45%	36%	34%	33%	28%	27%	19%	16%	12%
BE	59%	58%	61%	52%	46%	41%	38%	55%	29%	24%	33%	18%	10%
BG	59%	35%	38%	49%	21%	19%	23%	22%	26%	17%	7%	16%	2%
CZ	66%	50%	58%	57%	48%	38%	25%	24%	19%	40%	5%	19%	8%
DK	55%	68%	56%	54%	57%	46%	43%	59%	27%	30%	41%	18%	15%
DE	61%	57%	56%	50%	48%	39%	37%	50%	31%	28%	24%	12%	16%
EE	56%	38%	35%	52%	38%	27%	25%	21%	22%	30%	7%	16%	5%
IE	46%	44%	30%	40%	40%	36%	26%	24%	19%	22%	13%	14%	33%
EL	60%	47%	39%	49%	49%	33%	44%	19%	38%	23%	6%	15%	3%
ES	67%	59%	45%	47%	49%	23%	44%	27%	31%	29%	8%	21%	8%
FR	64%	70%	66%	54%	58%	53%	33%	50%	27%	31%	46%	20%	26%
HR	41%	29%	29%	32%	26%	21%	29%	20%	32%	29%	24%	12%	6%
IT	40%	41%	37%	33%	31%	29%	36%	16%	33%	22%	6%	12%	4%
CY	69%	53%	38%	58%	53%	36%	55%	25%	58%	28%	7%	18%	2%
LV	64%	40%	24%	49%	26%	25%	17%	10%	18%	20%	2%	18%	4%
LT	63%	40%	20%	52%	34%	24%	28%	13%	30%	23%	4%	18%	3%
LU	67%	72%	43%	48%	52%	41%	29%	38%	25%	34%	21%	20%	16%
HU	62%	41%	52%	45%	34%	23%	18%	8%	16%	32%	8%	15%	5%
MT	54%	61%	48%	46%	49%	33%	40%	33%	34%	28%	11%	21%	14%
NL	78%	77%	72%	70%	60%	66%	53%	74%	38%	41%	47%	25%	20%
AT	57%	57%	58%	48%	51%	42%	45%	51%	35%	32%	17%	13%	9%
PL	46%	34%	25%	34%	41%	17%	23%	13%	23%	22%	4%	13%	4%
PT	58%	49%	44%	49%	51%	19%	33%	15%	37%	19%	4%	11%	9%
RO	52%	38%	31%	38%	38%	32%	20%	14%	27%	28%	6%	21%	5%
SI	62%	34%	29%	58%	33%	20%	26%	27%	28%	39%	25%	17%	10%
SK	52%	36%	47%	39%	38%	23%	24%	12%	26%	28%	5%	14%	3%
FI	69%	56%	66%	69%	61%	37%	46%	49%	35%	40%	24%	15%	5%
SE	66%	67%	69%	69%	59%	72%	53%	66%	35%	49%	60%	25%	20%
UK	42%	48%	31%	37%	42%	36%	24%	27%	18%	21%	12%	16%	10%

Highest percentage per country

Lowest percentage per country

Highest percentage per item

Lowest percentage per item

In most cases, respondents who are part of a particular **group at risk of discrimination** are more likely to say that candidates in that group may be at a disadvantage during recruitment. This is most apparent among respondents who classify themselves as part of a minority in terms of disability: 62% say that a candidate’s disability may put them at a disadvantage, compared with 46% of respondents overall. There is also a large difference in relation to sexual identity: 39% of those who are part of a minority with regards to sexual orientation say that this is something that may disadvantage a candidate, compared with 28% of respondents overall. The same pattern also applies, though to a lower extent, to gender: 30% of women think that this may put a candidate at a disadvantage, compared with 25% of men. However, this is not really the case when it comes to age: those aged 55 or over are only slightly more likely than younger people to say that being aged 55 or over may be a disadvantage (57% compared with 50%-58% in younger age groups). Similarly, 19% of 15-24 year olds say that being under 30 years old may be a disadvantage, compared with 14%-18% in other age groups.

The socio-demographic analysis also shows that:

- Respondents who remained in full-time education until the age of 20 or older are more likely to believe that various factors put candidates at a disadvantage, compared with those who left full-time education at a younger age. The difference is most pronounced in relation to the expression of a religious belief (41% among those who finished education at the age of 20 or above, compared with 25% of those who ended education at the age of 15 or younger).
- There is a relationship between the perception that discrimination is widespread and the opinion that discrimination exists in the recruitment process.
- Respondents with a more diverse social circle are more likely to believe candidates would be at a disadvantage because of various characteristics.

5.2. Support for measures to foster diversity in the workplace

– There continues to be widespread support for training and monitoring measures to foster diversity in the workplace –

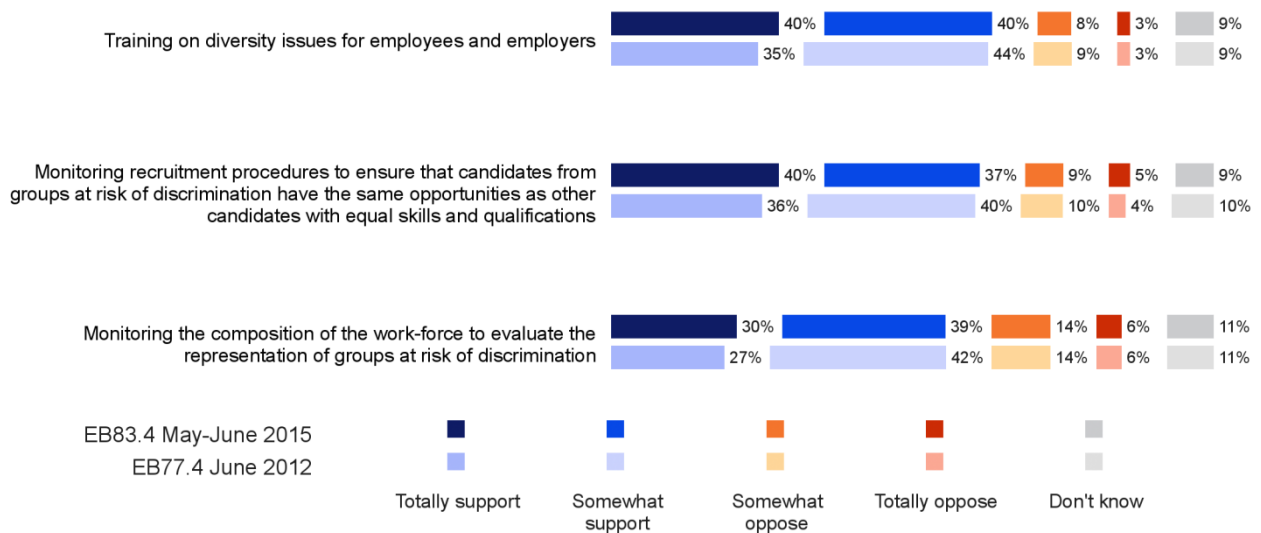
Respondents were asked whether they support or oppose three measures in the workplace to foster diversity, involving training and monitoring.

There is widespread support for these measures. More than three-quarters of respondents support training on diversity issues for employees and employers (80%, +1 percentage point) and monitoring of recruitment procedures (77%, +1), while a slightly lower proportion support monitoring the composition of the workforce (69%, no change).

The proportion that opposes these measures ranges from 11% for training on diversity issues to 20% for monitoring the composition of the workforce⁵⁰.

Overall support for these measures has remained constant since the 2012 survey, although **the proportion that 'totally support' them** (rather than 'somewhat support') **has increased by between 3 and 5 percentage points**.

QC5. To what extent do you support or oppose each of the following measures in the work place to foster diversity?



EU28

Analysis at national level reveals that overall each measure is supported by majorities of respondents in every Member States. However, some variations can be highlighted: taking the three measures together, levels of support are highest among respondents in the United Kingdom (between 85% and 93% support the three measures), Ireland (between 88% and 92%), Cyprus (between 87% and 89%) and Spain (between 82% and 89%). Respondents in Sweden express strong support for training on diversity issues (90%) and monitoring of recruitment procedures (86%) but less for monitoring of the workforce composition (68%).

The lowest levels of support can be seen in Slovakia (55%-61% support the three measures), Poland (52%-60%), and Slovenia (57%-66%).






























The largest increases in support since 2012 can be found in Ireland (+15 percentage points or more on all measures), Cyprus (+11 for diversity training), Portugal (+10 for diversity training) and Austria (+21 for monitoring the workforce composition).

The largest decreases can be observed in Slovenia and Slovakia (both -8 percentage points or more on all measures), the Czech Republic (-12 for monitoring recruitment

⁵⁰ QC5: To what extent do you support or oppose each of the following measures in the work place to foster diversity? 1) Training on diversity issues for employees and employers. 2) Monitoring the composition of the work-force to evaluate the representation of groups at risk of discrimination. 3) Monitoring recruitment procedures to ensure that candidates from groups at risk of discrimination have the same opportunities as other candidates with equal skills and qualifications.

procedures and -11 for monitoring the workforce composition), Luxembourg (-12 for monitoring the workforce composition and -10 for monitoring recruitment procedures) and Poland (-10 for diversity training).

QC5. To what extent do you support or oppose each of the following measures in the work place to foster diversity?
% of total 'Supports'

		Training on diversity issues for employees and employers		Monitoring recruitment procedures to ensure that candidates from groups at risk of discrimination have the same opportunities as other candidates with equal skills and qualifications		Monitoring the composition of the work-force to evaluate the representation of groups at risk of discrimination	
		EB83.4	Diff. 2015-2012	EB83.4	Diff. 2015-2012	EB83.4	Diff. 2015-2012
	EU28	80%	+1	77%	+1	69%	=
	BE	79%	-1	80%	-1	68%	-6
	BG	76%	-4	76%	-4	71%	-7
	CZ	66%	-6	70%	-12	62%	-11
	DK	75%	-5	77%	-4	72%	-2
	DE	80%	+3	69%	+5	56%	+3
	EE	71%	-9	64%	-7	55%	-7
	IE	92%	+15	91%	+19	88%	+16
	EL	84%	-1	83%	-4	80%	-5
	ES	89%	+1	86%	-2	82%	-4
	FR	76%	-4	75%	-4	62%	-4
	HR	78%	NA*	76%	NA*	71%	NA*
	IT	75%	-2	80%	=	74%	-4
	CY	87%	+11	89%	+6	87%	+6
	LV	74%	-3	70%	+2	52%	-4
	LT	76%	+3	71%	-1	69%	=
	LU	79%	-4	74%	-10	64%	-12
	HU	71%	-5	74%	-2	71%	-2
	MT	89%	+1	83%	+1	80%	-3
	NL	78%	+3	80%	+4	66%	+5
	AT	75%	+7	63%	+7	67%	+21
	PL	60%	-10	59%	-5	52%	=
	PT	85%	+10	84%	+6	81%	+8
	RO	82%	+9	74%	+7	73%	+8
	SI	66%	-8	65%	-11	57%	-9
	SK	60%	-8	61%	-16	55%	-9
	FI	81%	-8	80%	-5	75%	-8
	SE	90%	+1	86%	+1	68%	=
	UK	93%	+8	92%	+9	85%	+6

* NA= Not asked: this question was not asked in this country during the previous survey

Socio-demographic analysis shows that women are slightly more likely than men to support the three measures (for example, 81% compared with 77% for diversity

training). Older respondents (aged 55 or over) are less likely to support the measures, although this is partly due to a higher proportion of 'don't know' responses in this group.

There are few differences according to level of education or occupational status among those currently working.

Respondents who belong to a group at risk of discrimination are generally more likely to support the measures, particularly those who are part of a minority with regards to sexual orientation or an ethnic minority. However, this does not apply to those who describe themselves as part of a minority in terms of disability, whose findings are no different to the average. Respondents with a diverse social circle are also more likely to support the measures.

Overall, these measures are supported by large proportions of respondents in the different socio-demographic categories.

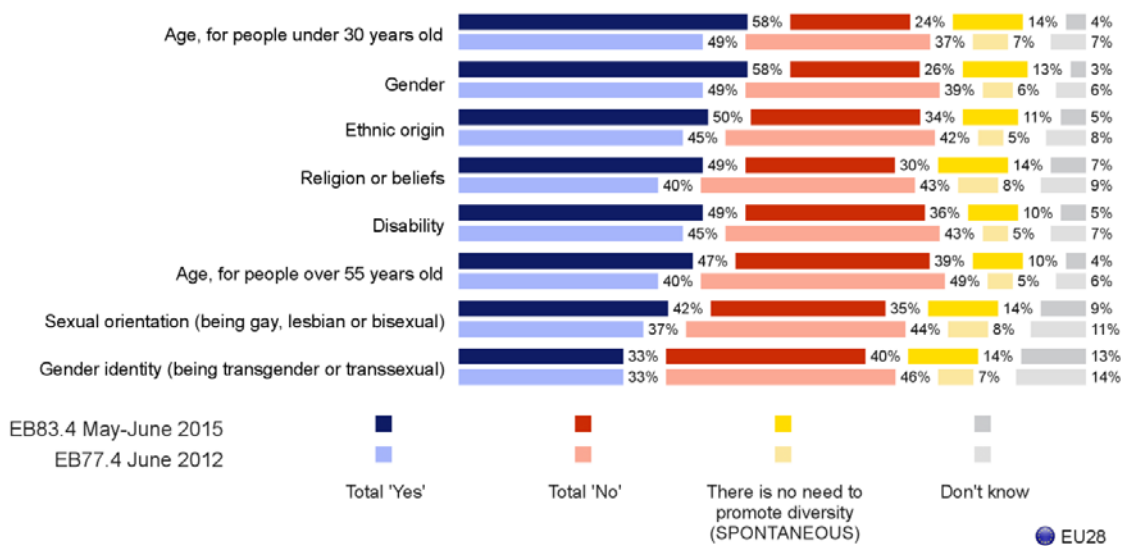
5.3. Perception as to whether enough is being done to promote diversity in the workplace

– European workers have become more confident in what is being done to promote diversity in the workplace –

Respondents were asked whether they think enough is being done in their workplace to promote diversity in relation to various groups at risk of discrimination. More than half of respondents (mainly those not employed in a workplace) *spontaneously* said that the questions were 'not applicable' to them. In the results below, the 'not applicable' responses have been excluded and the percentages have been recalculated on the basis of the remaining respondents⁵¹.

⁵¹ QC7: Do you think that enough is being done to promote diversity in your work place as far as each of the following is concerned? 1) Ethnic origin 2) Gender 3) Sexual orientation (being gay, lesbian or bisexual) 4) Age, for people over 55 years old 5) Age, for people under 30 years olds 6) Religion or beliefs 7) Disability 8) Gender identity (being transgender or transsexual).

QC7R. Do you think that enough is being done to promote diversity in your work place as far as each of the following is concerned?
































More than half of European workers feel that enough is being done to promote diversity in their workplace for young people (58% vs. 24% who think it's not the case) and in terms of gender (58% vs. 26%). This feeling is less widespread on the questions of ethnic origin (50% vs. 34%), religion and beliefs (49% vs. 30%), disability (49% vs. 36%) and people over 55 years old (47% vs. 39%). Opinion is more divided when it comes to whether enough is being done in relation to sexual orientation (42% vs. 35%). Finally, a minority of respondents consider that enough is being done to promote gender identity in the work place (33% vs. 40%). On each of the characteristics, between 10% and 14% of respondents said *spontaneously* that there is no need to promote diversity in the workplace.

Compared with the 2012 survey, European workers are now more likely to think that enough is being done to promote diversity in their workplace. The proportion that say this has increased by between 5 and 9 percentage points for almost all characteristics: being under 30 years old (+9 percentage points), gender (+9), religion or beliefs (+9), being over 55 years old (+7), ethnic origin (+5), sexual orientation (+5) and disability (+4). The exception is gender identity where there has been no change. There has also been an increase in the proportion of respondents who say *spontaneously* that there is no need to promote diversity, and this applies to all of the groups.

Analysis by country shows that respondents in the United Kingdom are most likely to say that enough is being done to promote diversity in their workplace, and this applies across all of the various characteristics (at least 64% say enough is being done in each case). High proportions can also be seen in Ireland (52% of more for each of the characteristics), Denmark (high proportions for age (71% for people under 30 years old, and 60% for people over 55 years old), gender (72%) and ethnic origin (63%)) and Malta (high proportions for gender (70%), religion or beliefs (60%), disability (61%), sexual orientation (62%) and gender identity (44%)).

By contrast, respondents in the following countries are least likely to think that enough is being done: Bulgaria (no more than 33% for any of the characteristics), Poland (no more than 36%), Estonia (no more than 41%) and Portugal (no more than 46%).

QC7R. Do you think that enough is being done to promote diversity in your work place as far as each of the following is concerned?
% of total 'Yes'

		Age, for people under 30 years old	Gender	Ethnic origin	Religion or beliefs	Disability	Age, for people over 55 years old	Sexual orientation (being gay, lesbian or bisexual)	Gender identity (being transgender or transsexual)
	EU28	58%	58%	50%	49%	49%	47%	42%	33%
	BE	66%	64%	57%	56%	47%	46%	54%	37%
	BG	33%	29%	28%	24%	26%	27%	12%	11%
	CZ	54%	55%	35%	37%	42%	43%	33%	28%
	DK	71%	72%	63%	52%	47%	60%	48%	33%
	DE	69%	68%	56%	57%	63%	58%	46%	35%
	EE	41%	36%	37%	25%	31%	33%	16%	13%
	IE	70%	69%	63%	63%	62%	60%	66%	52%
	EL	40%	46%	36%	34%	37%	27%	26%	21%
	ES	48%	46%	36%	34%	34%	30%	34%	23%
	FR	73%	67%	58%	54%	58%	53%	45%	32%
	HR	46%	50%	40%	40%	38%	39%	30%	24%
	IT	42%	41%	37%	40%	40%	31%	29%	26%
	CY	48%	53%	44%	38%	45%	34%	26%	24%
	LV	52%	45%	42%	41%	36%	48%	21%	17%
	LT	55%	52%	40%	39%	32%	45%	19%	17%
	LU	66%	60%	58%	47%	49%	46%	49%	26%
	HU	49%	47%	42%	37%	34%	44%	28%	24%
	MT	65%	70%	48%	60%	61%	52%	62%	44%
	NL	67%	68%	58%	49%	48%	46%	51%	29%
	AT	58%	56%	50%	46%	48%	47%	43%	32%
	PL	36%	35%	31%	30%	33%	33%	26%	23%
	PT	46%	46%	27%	33%	22%	24%	23%	21%
	RO	47%	48%	44%	48%	36%	36%	26%	24%
	SI	59%	54%	50%	49%	42%	47%	35%	31%
	SK	59%	58%	42%	49%	45%	51%	31%	25%
	FI	53%	56%	51%	41%	42%	51%	37%	29%
	SE	72%	68%	61%	52%	41%	56%	50%	38%
	UK	79%	81%	79%	79%	72%	71%	76%	64%
		Highest percentage per country				Lowest percentage per country			
		Highest percentage per item				Lowest percentage per item			

Does not include the "Not applicable" respondents

Findings are generally stable across different **socio-demographic groups**. The following differences can be observed:

- **Analysis by occupation shows that managers are more likely to think that enough is being done in their workplace**, compared with other occupational groups. For example, 48% of managers say that enough is being done in relation to sexual orientation, compared with 41% of other white collars and 39% of manual workers.
- Respondents who are part of the group at risk of discrimination in question are often more likely to say that enough is being done. This applies to members of an ethnic minority group, religious minority and minority with regards to sexual orientation (in relation to both sexual orientation and gender identity). However, this does not apply to those who describe themselves as part of a minority in terms of disability, younger or older people, and women, where findings are similar to the average for the relevant characteristic.
- Respondents with a diverse social circle are more likely to think that enough is being done in relation to the various characteristics.

6. MEASURES AND POLICIES TO FIGHT DISCRIMINATION

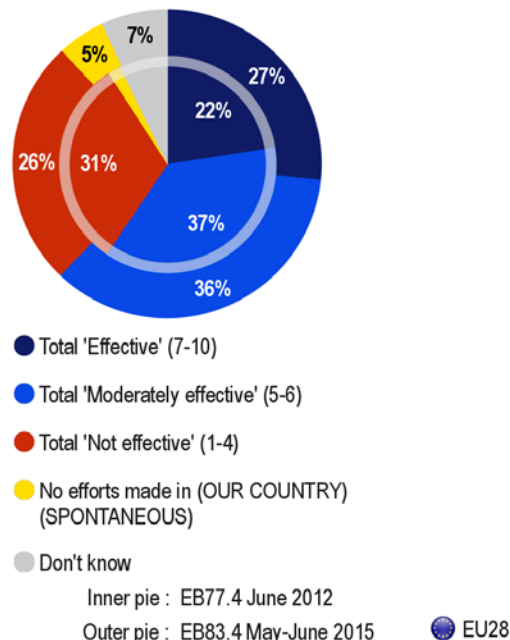
This last section focuses on measures and policies to fight discrimination. It covers respondents' perceptions of national policies to fight discrimination, the need to introduce new measures for fighting discrimination, and views on whether groups at risk of discrimination are excluded from measures aimed at addressing the economic crisis. It also examines respondents' willingness to provide sensitive personal information relating to minority characteristics, and attitudes towards diversity information being provided at school.

6.1. The perceived effectiveness of national efforts to fight discrimination

– Views are mixed as to whether national efforts to fight discrimination are effective, although views have become more positive since the last survey –

Respondents were asked to rate the effectiveness of efforts made in their country to fight all forms of discrimination, using a scale from 1 to 10⁵². Respondents give a range of views on this issue: **overall, 27% believe the efforts made are effective (points 7 to 10 on the scale)** while 36% consider the efforts to be moderately effective (points 5 and 6 on the scale) and 26% say that these measures are ineffective (giving a score from 1 to 4 on the scale); a further 5% say *spontaneously* that no efforts are made in their country.

QC6. Using a scale from 1 to 10, please tell me if you think that the efforts made in (OUR COUNTRY) to fight all forms of discrimination are effective. '1' means you consider that these efforts are "not at all effective", and '10' that these efforts are "very effective".

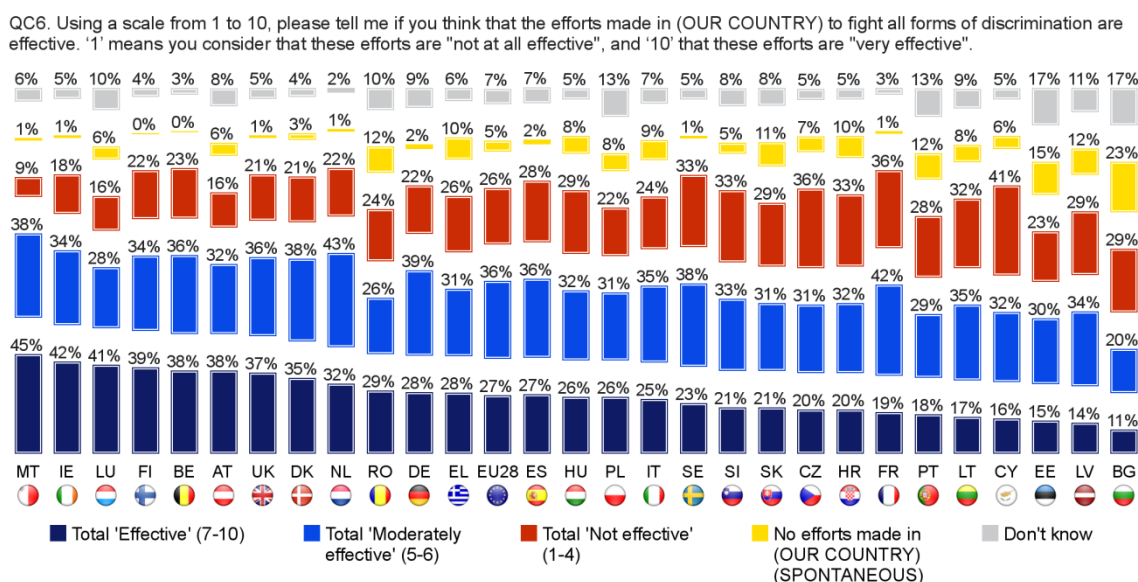


⁵² QC6 Using a scale from 1 to 10, please tell me if you think that the efforts made in (OUR COUNTRY) to fight all forms of discrimination are effective. '1' means you consider that these efforts are "not at all effective", and '10' that you consider that these efforts are "very effective".

Views have become more positive since the 2012 survey, with an increase in the proportion saying efforts are effective (from 22% up to 27%). Meanwhile, the proportion of respondents who consider that these efforts are not effective has decreased (from 31% down to 26%).

Analysis at national level shows that respondents are most likely to say that national efforts to fight discrimination are effective in Malta (45% effective), Ireland (42%) and Luxembourg (41%), while the lowest proportions can be seen in Bulgaria (11%), Latvia (14%) and Estonia (15%).

In a number of countries, there have been large increases since 2012 in the proportion who think national efforts to fight discrimination are effective: Ireland (+15 percentage points), Greece (+15), Hungary (+15), Malta (+13) and Finland (+10). Decreases can be seen in just three countries: Bulgaria (-6), Slovenia (-3) and Estonia (-2).



Findings are generally stable across different **socio-demographic groups**. Men are slightly more likely than women to think that national efforts are effective (29% compared with 25%), but there are only small differences by age or level of education.

Respondents who describe themselves as part of a religious minority (35%), a minority with regards to sexual orientation (34%) or an ethnic minority (31%) are more likely than other respondents to say that efforts are effective, but the proportion of those who say they are part of a minority in terms of disability (25%) is similar to the average figure.

People who have been discriminated against themselves tend to be more critical of national efforts to fight discrimination. A third (34%) say that efforts are not effective, compared with 24% of those who have not experienced discrimination.

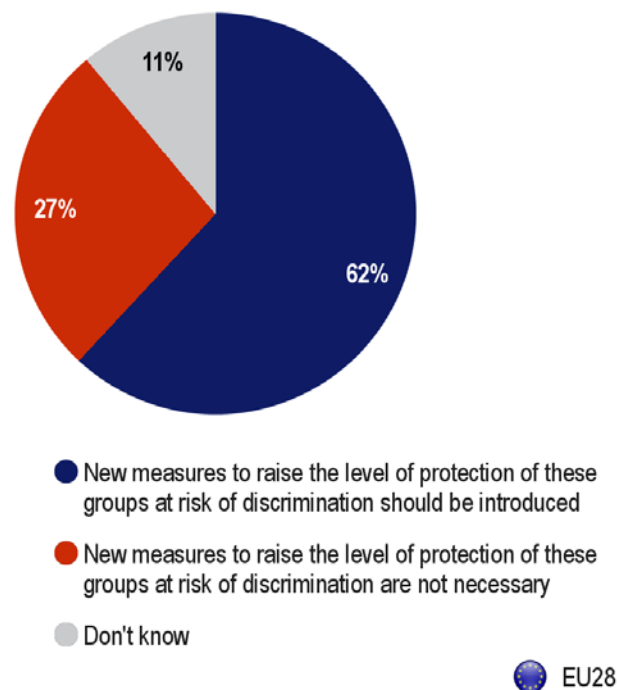
In general, people who think discrimination is widespread in their country tend to be more critical of national efforts to fight discrimination.

6.2. Is there a need for new measures to fight discrimination?

– The majority of respondents favour new measures to protect groups at risk of discrimination –

Respondents were presented with two options for dealing with discrimination in areas such as access to goods and services, social protection or education. The majority of respondents (62%) say that new measures should be introduced to raise the level of protection for groups at risk of discrimination, while 27% think that new measures are not necessary; 11% answer that they 'don't know'⁵³.

QC10. People may be discriminated against on the grounds of disability, age, religion or beliefs, sexual orientation or gender identity in areas such as access to goods and services, social protection (health or housing services) or education. Which of the following two statements comes closest to your view?



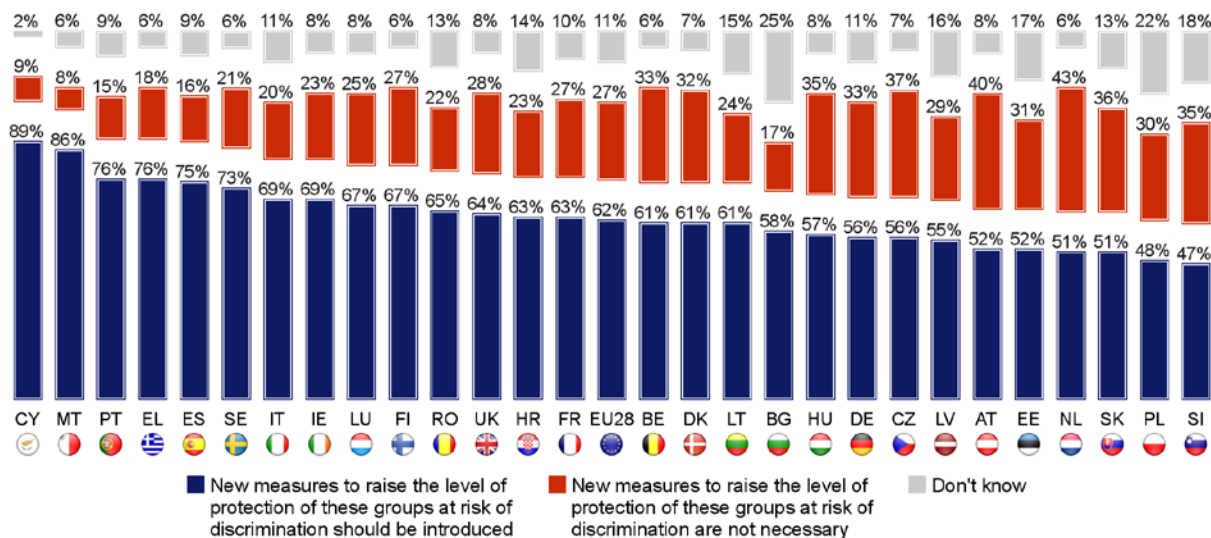
There is important **variation between countries**. In Cyprus (89%) and Malta (86%), a high proportion of respondents think that new measures should be introduced to raise the level of protection for groups at risk of discrimination, with relatively high proportions also seen in Portugal (76%), Greece (76%), Spain (75%) and Sweden (73%).

Respondents are least likely to favour new measures in Slovenia (47%), Poland (48%), Slovakia (51%), the Netherlands (51%), Estonia (52%) and Austria (52%).

⁵³ QC10: People may be discriminated against on the grounds of disability, age, religion or beliefs, sexual orientation or gender identity in areas such as access to goods and services, social protection (health or housing services) or education. Which of the following two statements comes closest to your view?

Overall, in all countries, **majorities of respondents consider that new measures to raise the level of protection of these groups at risk of discrimination should be introduced.**

QC10. People may be discriminated against on the grounds of disability, age, religion or beliefs, sexual orientation or gender identity in areas such as access to goods and services, social protection (health or housing services) or education. Which of the following two statements comes closest to your view?



Looking at **socio-demographic variations**, women are more likely than men to say that new measures should be introduced to raise the level of protection for groups at risk of discrimination (67% compared with 58%), while younger people are more likely than older people to say this (71% of 15-24 year olds, falling to 56% of those aged 55 or over). Respondents living in large towns are also slightly more likely than those in rural areas to think new measures are needed (65% compared with 60%).

QC10 People may be discriminated against on the grounds of disability, age, religion or beliefs, sexual orientation or gender identity in areas such as access to goods and services, social protection (health or housing services) or education. Which of the following two statements comes closest to your view?

	New measures to raise the level of protection of these groups at risk of discrimination should be introduced	New measures to raise the level of protection of these groups at risk of discrimination are not necessary	DK
EU28	62%	27%	11%
Gender			
Man	58%	32%	10%
Woman	67%	22%	11%
Age			
15-24	71%	20%	9%
25-39	65%	26%	9%
40-54	64%	27%	9%
55 +	56%	30%	14%
Education (End of)			
15-	57%	27%	16%
16-19	62%	28%	10%
20+	63%	29%	8%
Still studying	73%	18%	9%
Socio-professional category			
Self-employed	63%	29%	8%
Managers	61%	32%	7%
Other white collars	62%	29%	9%
Manual workers	63%	27%	10%
House persons	63%	24%	13%
Unemployed	71%	19%	10%
Retired	55%	30%	15%
Students	73%	18%	9%
Subjective urbanisation			
Rural village	60%	27%	13%
Small/ mid size town	63%	27%	10%
Large town	65%	26%	9%
Efforts to fight discrimination			
Not effective	72%	21%	7%
Moderately effective	65%	26%	9%
Effective	56%	37%	7%

6.3. Are some groups excluded from measures and policies to fight the crisis?

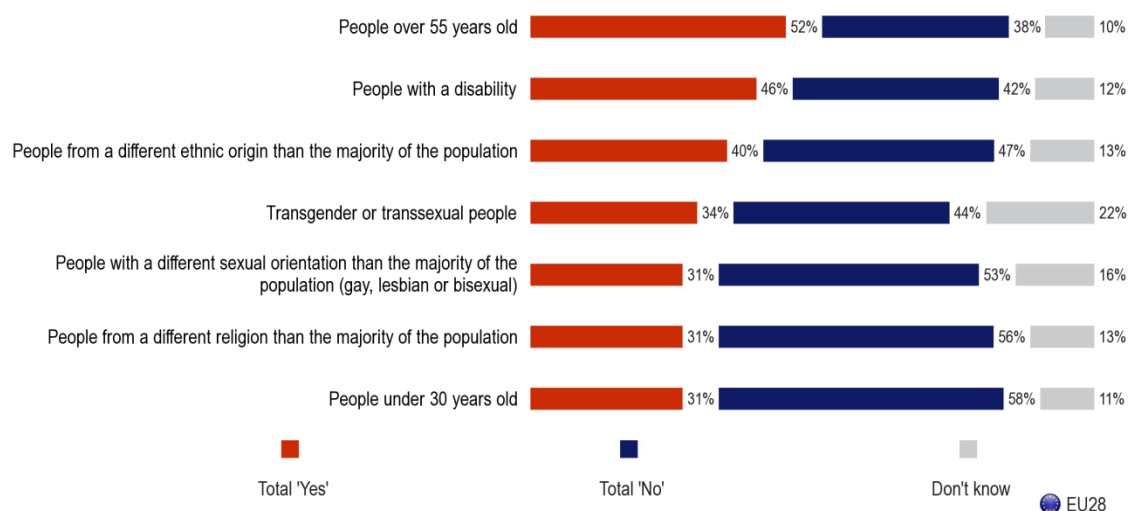
– Older and people with disabilities are the main groups that are thought to have been excluded from measures to fight the economic crisis –

Respondents were asked whether they thought measures to fight the economic crisis in their country are excluding people from groups at risk of discrimination.

Around half of respondents think that national policies are excluding people over 55 years old (52%), while 46% think people with a disability are being excluded. In both cases, the proportion saying that the group is excluded ('yes, definitely' or 'yes, to some extent') is greater than the proportion saying the group is not being excluded ('no, not really' or 'no, definitely not').

However, respondents are less likely to say that other groups are being excluded: people from ethnic minorities (40%), transgender or transsexual people (34%), gay, lesbian or bisexual people (31%), religious minorities (31%) and people aged under 30 (31%)⁵⁴.

QC15. Do you think that in (OUR COUNTRY) measures to fight the economic crisis and policies to promote recovery are excluding people from each of the following groups?
































The country analysis shows that respondents in Spain are most likely to think that measures to fight the economic crisis and policies to promote recovery are excluding **people over 55 years old** (75%) and **people under 30 years old** (50%). The proportion is also highest in Spain in relation to **people from ethnic** or **religious minorities** (53% and 41% respectively). A high proportion of respondents in Greece think that various groups have been excluded by measures aimed at fighting the economic crisis, in particular **people with a disability** (63%) and **transgender or transsexual people** (51%).

⁵⁴ Do you think that in (OUR COUNTRY) measures to fight the economic crisis and policies to promote recovery are excluding people from each of the following groups? 1) People from a different ethnic origin than the majority of the population 2) People with a different sexual orientation than the majority of the population (gay, lesbian or bisexual) 3) People over 55 years olds 4) People under 30 years old 5) People from a different religion than the majority of the population 6) People with a disability 7) Transgender or transsexual people.

Respondents in Portugal are most likely to say that **gay, lesbian or bisexual people** are being excluded from measures to fight the economic crisis and policies to promote recovery (46%), while the figures are among the highest in Finland for a number of groups (people with a **disability, ethnic minorities** and **people under 30 years old**).

Respondents are least likely to think that groups at risk of discrimination are being excluded from measures to fight the economic crisis and policies to promote recovery in Estonia (with the lowest proportions in relation to people over 55 years old, transgender or transsexual people and religious minorities), Luxembourg (lowest proportions for people with a disability and ethnic minorities), Denmark (lowest proportion for people over 55 years old) and Latvia (lowest proportion for religious minorities).

QC15. Do you think that in (OUR COUNTRY) measures to fight the economic crisis and policies to promote recovery are excluding people from each of the following groups?
% of total 'Yes'

		People over 55 years old	People with a disability	People from a different ethnic origin than the majority of the population	Transgender or transsexual people	People with a different sexual orientation than the majority of the population (gay, lesbian or bisexual)	People from a different religion than the majority of the population	People under 30 years old
	EU28	52%	46%	40%	34%	31%	31%	31%
	BE	49%	44%	39%	33%	29%	33%	29%
	BG	50%	53%	32%	24%	27%	26%	31%
	CZ	53%	52%	43%	29%	27%	26%	27%
	DK	35%	38%	35%	19%	13%	27%	16%
	DE	45%	41%	37%	30%	25%	28%	14%
	EE	35%	49%	29%	16%	17%	15%	17%
	IE	49%	49%	44%	37%	37%	37%	39%
	EL	69%	63%	46%	51%	42%	34%	40%
	ES	75%	56%	53%	47%	40%	41%	50%
	FR	53%	42%	35%	32%	24%	28%	27%
	HR	44%	46%	42%	37%	41%	38%	38%
	IT	62%	44%	42%	41%	37%	32%	41%
	CY	62%	51%	36%	48%	44%	32%	26%
	LV	38%	37%	23%	17%	19%	15%	23%
	LT	62%	58%	38%	40%	41%	32%	41%
	LU	38%	28%	21%	22%	15%	17%	21%
	HU	45%	44%	42%	32%	34%	28%	27%
	MT	40%	37%	35%	33%	31%	33%	28%
	NL	55%	50%	41%	29%	20%	29%	22%
	AT	53%	52%	42%	42%	38%	38%	23%
	PL	43%	41%	32%	29%	31%	27%	29%
	PT	59%	58%	50%	45%	46%	33%	36%
	RO	42%	40%	34%	34%	36%	29%	31%
	SI	55%	56%	38%	35%	35%	33%	33%
	SK	38%	43%	32%	30%	28%	19%	20%
	FI	61%	61%	51%	37%	33%	34%	44%
	SE	48%	51%	51%	31%	22%	38%	36%
	UK	41%	43%	37%	32%	30%	33%	36%

Highest percentage per country

Lowest percentage per country

Highest percentage per item

Lowest percentage per item

Results are generally quite homogeneous among the different **socio-demographic groups**. Some differences can be highlighted though:

- People reporting to belong to a group at risk of discrimination are more likely to think that the group in question is excluded by measures to fight the economic crisis and policies to promote recovery. This includes respondents from an ethnic minority (50%), a religious minority (41%), a minority with regards to sexual orientation (49% in relation to transgender or transsexual people and 45% in relation to gay, lesbian or bisexual people) and those from a minority in terms of disability (57%). However, there is no difference among younger or older respondents in relation to their own age groups being excluded.
- Respondents who said that they have felt discriminated against or harassed in the past 12 months are more likely to feel that the various groups are being excluded, and this applies in particular to respondents who say they have experienced multiple forms of discrimination. For example, 37% of respondents who have not experienced any discrimination in the previous 12 months say that people from ethnic minority group are being excluded, and this rises to 45% among those who have experienced discrimination on a single ground and 55% among those who have experienced it on multiple grounds.

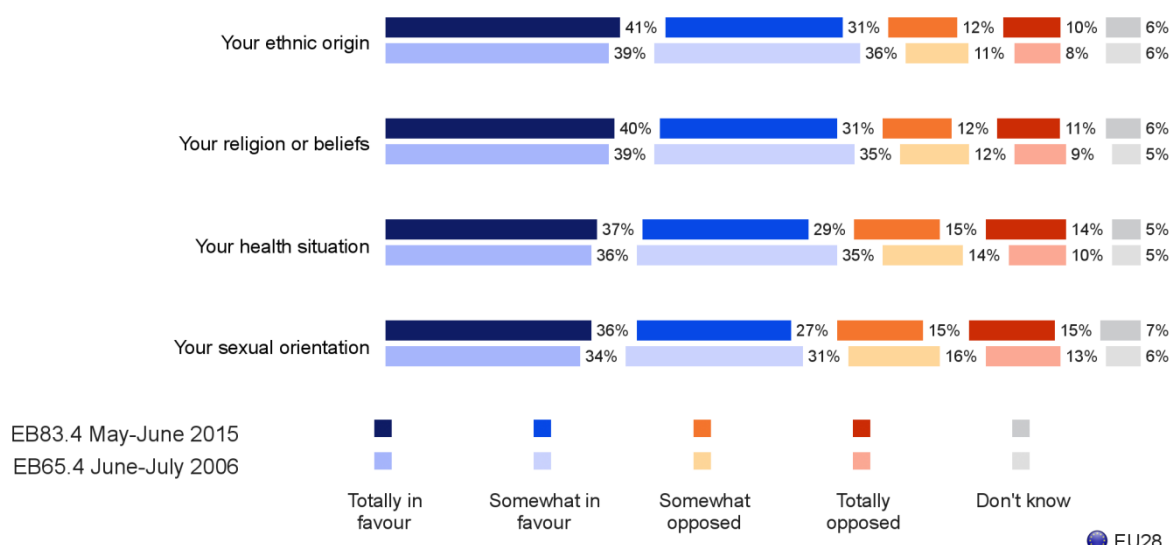
6.4. The willingness to provide sensitive personal information

- There is broad support for providing sensitive personal information on an anonymous basis –

Respondents express support for providing personal details on an anonymous basis if it could help to combat discrimination in their country. Respondents are most in favour of providing information on their ethnic origin (72% 'totally' or 'somewhat in favour') and on their religion or beliefs (71%), while they are slightly less positive about providing information on their health situation (66% in favour) and their sexual orientation (63%). In each case, between 22% and 30% of respondents are opposed to giving this type of information.

The same question was asked in June-July 2006 (EB65.4), and there has been little change in the findings since then. The proportions in favour of providing this type of information have decreased slightly, with the largest decrease in relation to providing health information (down from 71% in favour in 2006 to 66% in 2015)⁵⁵. However, the proportion of respondents answered they are 'totally in favour' has risen in each item, suggesting that opinions are becoming stronger on this issue.

QC11. Are you in favour of or opposed to providing, on an anonymous basis, information about ... as part of a census, if that could help to combat discrimination in (OUR COUNTRY)?
































Respondents in the following **countries** are most likely to be in favour of providing personal information on an anonymous basis: Malta (82% or more are in favour of providing each of the four types of information), Denmark (81% or more), the United Kingdom (80% or more) and Sweden (78% or more). By contrast, respondents are least likely to be in favour of providing this type of information in Hungary (no more than 52% are in favour of providing each of the four types of information), Slovenia (no more than 53%) and Poland (no more than 54%).

⁵⁵ QC11. Are you in favour of or opposed to providing, on an anonymous basis, information about ... as part of a census, if that could help to combat discrimination in (OUR COUNTRY)? 1) Your ethnic origin 2) Your religion or beliefs 3) Your health situation 4) Your sexual orientation.

In some countries, there have been large decreases since the 2006 survey in the proportion in favour of providing personal information: Slovenia (-18 or more for each of the four types of information), Slovakia (-18 or more), Poland (-16 or more), the Czech Republic (-15 or more), Bulgaria (-12 or more), Belgium (-10 or more) and Hungary (-8 or more). The largest increases can be seen in Ireland (+9 or more), Cyprus (+5 or more), Austria (+5 or more) and Luxembourg (+3 or more).

QC11. Are you in favour of or opposed to providing, on an anonymous basis, information about ... as part of a census, if that could help to combat discrimination in (OUR COUNTRY)?
% of total 'In favour'

	Your ethnic origin		Your religion or beliefs		Your health situation		Your sexual orientation	
	EB83.4	Diff. 2015-2006	EB83.4	Diff. 2015-2006	EB83.4	Diff. 2015-2006	EB83.4	Diff. 2015-2006
 EU28	72%	-3	71%	-3	66%	-5	63%	-2
 BE	67%	-11	64%	-12	63%	-10	63%	-10
 BG	73%	-12	70%	-16	61%	-23	58%	-18
 CZ	62%	-15	57%	-18	46%	-15	48%	-20
 DK	87%	-1	85%	+1	83%	-2	81%	+6
 DE	75%	+4	73%	+3	61%	-3	56%	+3
 EE	79%	-9	74%	-8	72%	-9	67%	=
 IE	78%	+9	78%	+10	78%	+12	76%	+13
 EL	72%	-5	69%	-7	63%	-10	57%	-8
 ES	65%	-4	63%	-3	64%	-4	62%	-2
 FR	71%	-7	70%	-8	63%	-10	64%	-4
 HR	66%	NA*	68%	NA*	62%	NA*	62%	NA*
 IT	80%	-1	78%	-3	75%	-4	73%	-3
 CY	80%	+6	79%	+5	81%	+5	73%	+6
 LV	69%	-4	67%	-7	66%	-7	63%	-2
 LT	73%	-3	70%	-3	66%	+1	58%	+2
 LU	79%	+3	78%	+4	73%	+5	72%	+10
 HU	52%	-12	48%	-13	48%	-16	35%	-8
 MT	84%	+6	86%	+3	84%	+3	82%	+7
 NL	70%	-3	68%	-3	64%	-3	65%	=
 AT	65%	+6	67%	+7	58%	+5	52%	+5
 PL	54%	-17	52%	-16	45%	-20	44%	-16
 PT	70%	-5	69%	-6	69%	-9	67%	-6
 RO	74%	+1	73%	=	73%	-1	69%	+2
 SI	53%	-20	52%	-18	45%	-23	47%	-20
 SK	61%	-20	58%	-21	49%	-19	51%	-18
 FI	65%	-6	65%	-7	64%	-5	59%	-3
 SE	81%	-2	80%	-1	82%	+4	78%	+2
 UK	85%	+4	82%	+3	82%	+6	80%	+3

* NA= Not asked: this question was not asked in this country during the previous survey

There are variations between **socio-demographic groups**. Younger people are more likely to be in favour of providing the various types of information, with the largest difference for providing information on sexual orientation (71% of 15-24 year olds, compared with 57% of those aged 55 or over). More highly educated respondents are also more likely to be in favour; for example 75% of those who ended education at the age of 20 or older are in favour of providing information on ethnic origin, falling to 67% among those who left education at the age of 15 or younger. This pattern applies to all of the types of information except for health situation, where there is no difference by level of education.

Importantly, **respondents who describe themselves as belonging to a group at risk of discrimination are more likely to be willing to provide personal information**. This applies both to information on their own minority characteristic (e.g. respondents from a minority with regards to sexual orientation are more likely than other respondents to be in favour of providing details on their sexual orientation), as well as to other types of information (e.g. respondents from a religious minority are also more likely than the overall average to be in favour of providing information on sexual orientation). This pattern applies to respondents from an ethnic, religious and to a minority with regards to sexual orientation, but not to those from a minority in terms of disability (whose figures are similar to the average).

People who have experienced discrimination are also more likely to be in favour of providing the different types of information. For example, 78% of those who have been discriminated against on multiple grounds are in favour of providing information on religion or beliefs, as are 75% of those who experienced discrimination on a single ground, compared with 69% of those who have not experienced discrimination.

In general, **respondents with a diverse social circle** are more likely to be in favour of providing personal information, as are those who believe that discrimination is widespread in their country.

QC11 Are you in favour of or opposed to providing, on an anonymous basis, information about ... as part of a census, if that could help to combat discrimination in (OUR COUNTRY)?

Answer: Total 'In favour'

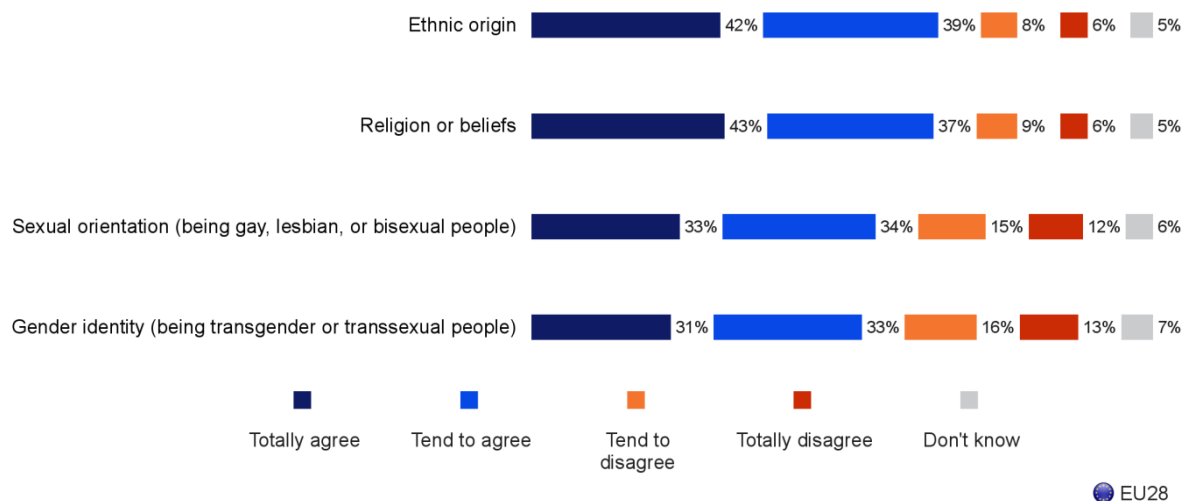
	Your ethnic origin	Your religion or beliefs	Your health situation	Your sexual orientation
EU28	72%	71%	66%	63%
Gender				
Man	70%	68%	65%	62%
Woman	73%	72%	67%	64%
Age				
15-24	77%	76%	72%	71%
25-39	76%	74%	68%	67%
40-54	73%	71%	65%	64%
55 +	67%	66%	61%	57%
Education (End of)				
15-	67%	67%	64%	59%
16-19	72%	69%	65%	62%
20+	75%	72%	65%	66%
Still studying	79%	78%	74%	72%
Experienced discrimination				
No	71%	69%	64%	62%
Single ground	76%	75%	70%	68%
Multiple grounds	79%	78%	75%	69%
Friends with different ethnic origin				
Yes	77%	75%	70%	68%
No	64%	63%	59%	54%
Friends gay, lesbian or bisexual				
Yes	79%	77%	72%	72%
No	67%	65%	60%	55%
Friends disabled				
Yes	75%	73%	68%	67%
No	68%	66%	62%	58%
Friends with different religion or beliefs				
Yes	75%	74%	68%	66%
No	64%	63%	59%	56%
Friends transgender or transsexual				
Yes	82%	80%	76%	75%
No	72%	70%	65%	62%
Self-defined minority				
Ethnic	82%	81%	75%	68%
Religious	80%	80%	74%	69%
Sexual orientation	87%	82%	84%	83%
Disability	72%	70%	67%	59%
Other	80%	77%	74%	72%
None	71%	69%	64%	62%

6.5. Should school lessons and material include information about diversity?

– The majority of respondents agree that diversity information should be provided at school –

Most respondents agree that school lessons and material should include information about diversity, particularly in terms of ethnic origin (81% agree vs. 14% disagree) and religion or beliefs (80% vs. 15%). Respondents are slightly less likely to agree that information about sexual orientation (67%) and gender identity (64%) should be included; in each case, more than a quarter (27% and 29% respectively) disagree that school lessons and material should include diversity information on these issues⁵⁶.

QC17. And to what extent do you agree or disagree with each of the following statements? School lessons and material should include information about diversity in terms of...
































In three **countries**, a high proportion of respondents agree that school lessons and material should include information about diversity, in terms of all of the characteristics included in the question: Sweden (at least 93% agree in relation to each of the characteristics), the Netherlands (at least 83%) and Cyprus (at least 78%).

By contrast, a low proportion of respondents agree with including diversity information in school lessons and material - particularly in relation to sexual orientation and gender identity - in Romania (45% and 44% respectively), Slovakia (48% and 45%), Bulgaria (49% and 48%), Latvia (51% and 49%) and Lithuania (47% in each case). Low proportions agree with providing information about ethnic origin and religion or beliefs in the Czech Republic (71% and 68% respectively), France (71% and 66%), Hungary (67% and 70%), Slovenia (71% in each case) and Poland (71% and 72%).

⁵⁶ QC17: And to what extent do you agree or disagree with each of the following statements? School lessons and material should include information about diversity in terms of... 1) Religion or beliefs 2) Ethnic origin 3) Sexual orientation (being gay, lesbian or bisexual people) 4) Gender identity (being transgender or transsexual people).

QC17. And to what extent do you agree or disagree with each of the following statements?
 School lessons and material should include information about diversity in terms of...
 % of total 'Agree'

		Ethnic origin	Religion or beliefs	Sexual orientation (being gay, lesbian, or bisexual people)	Gender identity (being transgender or transsexual people)
	EU28	81%	80%	67%	64%
	BE	79%	80%	76%	70%
	BG	74%	81%	49%	48%
	CZ	71%	68%	59%	55%
	DK	84%	86%	81%	77%
	DE	89%	89%	75%	70%
	EE	84%	82%	65%	59%
	IE	88%	86%	77%	75%
	EL	87%	85%	64%	62%
	ES	82%	80%	74%	73%
	FR	71%	66%	56%	53%
	HR	74%	80%	64%	63%
	IT	75%	77%	58%	56%
	CY	90%	90%	80%	78%
	LV	81%	82%	51%	49%
	LT	81%	83%	47%	47%
	LU	90%	86%	74%	68%
	HU	67%	70%	58%	55%
	MT	82%	83%	75%	72%
	NL	90%	91%	91%	83%
	AT	80%	82%	65%	62%
	PL	71%	72%	55%	55%
	PT	76%	75%	69%	69%
	RO	68%	77%	45%	44%
	SI	71%	71%	63%	61%
	SK	71%	74%	48%	45%
	FI	88%	88%	80%	78%
	SE	94%	94%	93%	93%
	UK	88%	87%	76%	75%
		Highest percentage per country		<i>Lowest percentage per country</i>	
		Highest percentage per item		Lowest percentage per item	

The variations between **socio-demographic groups** are similar to those seen in previous questions. Older people (aged 55 or over) are less likely to agree that diversity information should be provided at school. For example, 76% of those aged 55 or over agree that diversity information should be provided in terms of ethnic origin, compared with 82%-83% in younger age groups.

More highly educated respondents are also more likely to agree; for example 73% of those who ended education at the age of 20 or older agree in relation to information on

sexual orientation, falling to 57% among those who left education at the age of 15 or younger.

Respondents who describe themselves as being part of a minority with regards to sexual orientation are much more likely than other respondents to agree that information should be provided about sexual orientation (83% vs. 67% overall) and gender identity (81% vs. 64% overall). Similarly, respondents who report being from an ethnic minority are slightly more likely to agree with information on ethnic origin being provided in school lessons (84% vs. 81% overall), and respondents who report being a part of a religious minority are slightly more likely to agree with information on religion or beliefs being provided (84% vs. 80% overall).

In general, respondents with a diverse social circle are more likely to agree with information about diversity being provided at school. However, there is little difference with respondents' attitudes depending on whether or not the respondent lives in a household with children.

CONCLUSIONS

This new Eurobarometer survey builds on previous Eurobarometer surveys⁵⁷ that have measured the opinions and perceptions of Europeans on issues and public policies that relate to discrimination. This section draws together the main findings from the 2015 survey.

Increasingly tolerant attitudes towards groups at risk of discrimination, although with great differences between EU countries.

The survey indicates that Europeans are becoming more comfortable towards groups at risk of discrimination. This is shown by the increasing proportion who are at ease (comfortable or indifferent) with having someone from a group at risk of discrimination in the highest political position in their country. The survey shows increases of between 7 and 14 percentage points since 2012 for the various groups at risk of discrimination covered in the survey.

In addition, the majority of respondents say they would be at ease working with someone from a group at risk of discrimination, and with one of their sons or daughters having a relationship with someone from a group at risk of discrimination.

Levels of social acceptance vary in relation to different groups at risk of discrimination. In particular, respondents are less tolerant towards Muslim people, Roma people and transgender and transsexual people. Respondents are more at ease with having a member of a group at risk of discrimination as a colleague than having a member of a group at risk of discrimination in a relationship with their son or daughter. The levels to which respondents are at ease between these two situations sometimes vary significantly.

There is also considerable variation by country in attitudes towards groups at risk of discrimination. The disparity in attitudes among Member States is greater for questions that are closer to personal situations: for example, the differences among countries in comfort levels with having a son or daughter who is in a relationship with someone from a group at risk of discrimination tend to be larger than differences in comfort levels with working with someone from a group at risk of discrimination. Additionally, with specific regards to sexual orientation and gender identity, the polarisation of attitudes among Member States is particularly high.

There are also variations by socio-demographic characteristics, with younger people and those who remained longer in full-time education more likely to express tolerant views.

As noted in previous surveys, the degree of diversity in respondents' social circles has a marked relationship on their awareness of discrimination, as well as levels of tolerance towards groups at risk of discrimination. Throughout the survey, respondents who have

⁵⁷ Previous surveys conducted in 2006, 2009 and 2012.

friends or acquaintances in different groups at risk of discrimination are more likely to be comfortable with different scenarios involving groups at risk of discrimination, and to support measures that promote equal opportunities.

Social circles of Europeans are becoming steadily more diverse. More than two-thirds of respondents have friends or acquaintances who are of a different religion or have different beliefs to them (70%), a continuing increase from previous surveys. This might also suggest more openness from the respondents with regards to groups at risk of discrimination.

There are still wide variations between Member States on attitudes towards LGBT people

Social acceptance of LGBT people varies a lot among countries. In some Member States, large majorities of respondents would feel at ease if a person from this group were elected at the highest political position; if they were working with a LGBT person or if their son or daughter was in a love relationship with a person of the same sex or a transgender or transsexual person. This is especially the case in Sweden, the Netherlands, Ireland and Denmark. At the other hand of the scale, levels of comfort are much lower in Slovakia, Romania, Bulgaria, and Lithuania.

Beyond social acceptance, more than seven in ten respondents (71%) agree that LGBT people should have the same rights as heterosexual people. A significant increase can be seen in the agreement that same-sex marriages should be allowed throughout Europe, compared with a similar question asked in 2006. Moreover, respondents are strongly supportive of transgender and transsexual people being able to change their civil documents to match their inner gender identity. However, there is still wide variation between countries on these issues.

Increasing awareness of rights

More than four respondents in ten (45%) say they would know their rights should they be a victim of discrimination or harassment, an improvement on the 2012 figure (37%). Europeans continue to say that they would prefer to report their case to the police should they become a victim of discrimination or harassment, rather than other options such as tribunals or organisations such as equality bodies and previous experience of discrimination has only a minor influence on the level of awareness.

Support for measures that promote workplace diversity

Respondents are very supportive of measures to foster diversity in the workplace, including training on diversity issues, monitoring of recruitment procedures and monitoring of the workforce composition. There has also been an increase since 2012 in the proportion who think enough is being done in their workplace to promote diversity. At the same time, most respondents still perceive that discrimination exists in recruitment practices.

Assessment of efforts to fight discrimination

Many Europeans are quite critical in their assessment of the effectiveness of national efforts to fight discrimination: 27% of respondents believe the efforts made in their country are effective, although this is an increase on the 2012 figure of 22%. Reflecting these results, the majority of respondents think that new measures need to be introduced to raise the level of protection for groups at risk of discrimination. Specifically, older and people with disabilities are the main groups that are thought to have been excluded from measures to fight the economic crisis and policies to promote recovery.

Most respondents say they would provide sensitive personal information if this could help combat discrimination in their country, and the majority are in favour of information about diversity being provided at school. These views reflect the respondent's concern that more still needs to be done to protect the rights of groups at risk of discrimination.

ANNEXES

TECHNICAL SPECIFICATIONS

SPECIAL EUROBAROMETER 437

Discrimination

TECHNICAL SPECIFICATIONS

Between the 30th of May and the 8th of June 2015, TNS opinion & social, a consortium created between TNS political & social, TNS UK and TNS opinion, carried out the wave 83.4 of the EUROBAROMETER survey, on request of the EUROPEAN COMMISSION, Directorate-General for Communication, "Strategy, Corporate Communication Actions and Eurobarometer" unit.

The SPECIAL EUROBAROMETER 437 is part of wave 83.4 and covers the population of the respective nationalities of the 28 European Union Member States, resident in each of the Member States and aged 15 years and over.

The basic sample design applied in all states is a multi-stage, random (probability) one. In each country, a number of sampling points was drawn with probability proportional to population size (for a total coverage of the country) and to population density.

In order to do so, the sampling points were drawn systematically from each of the "administrative regional units", after stratification by individual unit and type of area. They thus represent the whole territory of the countries surveyed according to the EUROSTAT NUTS II (or equivalent) and according to the distribution of the resident population of the respective nationalities in terms of metropolitan, urban and rural areas. In each of the selected sampling points, a starting address was drawn, at random. Further addresses (every Nth address) were selected by standard "random route" procedures, from the initial address. In each household, the respondent was drawn, at random (following the "closest birthday rule"). All interviews were conducted face-to-face in people's homes and in the appropriate national language. As far as the data capture is concerned, CAPI (*Computer Assisted Personal Interview*) was used in those countries where this technique was available.

For each country a comparison between the sample and the universe was carried out. The Universe description was derived from Eurostat population data or from national statistics offices. For all countries surveyed, a national weighting procedure, using marginal and intercellular weighting, was carried out based on this Universe description. In all countries, gender, age, region and size of locality were introduced in the iteration procedure. For international weighting (i.e. EU averages), TNS Opinion & Social applies the official population figures as provided by EUROSTAT or national statistic offices. The total population figures for input in this post-weighting procedure are listed below.

Readers are reminded that survey results are estimations, the accuracy of which, everything being equal, rests upon the sample size and upon the observed percentage. With samples of about 1,000 interviews, the real percentages vary within the following confidence limits:

Statistical Margins due to the sampling process (at the 95% level of confidence)											
<i>various sample sizes are in rows</i>						<i>various observed results are in columns</i>					
	5%	10%	15%	20%	25%	30%	35%	40%	45%	50%	
	95%	90%	85%	80%	75%	70%	65%	60%	55%	50%	
N=50	6,0	8,3	9,9	11,1	12,0	12,7	13,2	13,6	13,8	13,9	N=50
N=500	1,9	2,6	3,1	3,5	3,8	4,0	4,2	4,3	4,4	4,4	N=500
N=1000	1,4	1,9	2,2	2,5	2,7	2,8	3,0	3,0	3,1	3,1	N=1000
N=1500	1,1	1,5	1,8	2,0	2,2	2,3	2,4	2,5	2,5	2,5	N=1500
N=2000	1,0	1,3	1,6	1,8	1,9	2,0	2,1	2,1	2,2	2,2	N=2000
N=3000	0,8	1,1	1,3	1,4	1,5	1,6	1,7	1,8	1,8	1,8	N=3000
N=4000	0,7	0,9	1,1	1,2	1,3	1,4	1,5	1,5	1,5	1,5	N=4000
N=5000	0,6	0,8	1,0	1,1	1,2	1,3	1,3	1,4	1,4	1,4	N=5000
N=6000	0,6	0,8	0,9	1,0	1,1	1,2	1,2	1,2	1,3	1,3	N=6000
N=7000	0,5	0,7	0,8	0,9	1,0	1,1	1,1	1,1	1,2	1,2	N=7000
N=7500	0,5	0,7	0,8	0,9	1,0	1,0	1,1	1,1	1,1	1,1	N=7500
N=8000	0,5	0,7	0,8	0,9	0,9	1,0	1,0	1,1	1,1	1,1	N=8000
N=9000	0,5	0,6	0,7	0,8	0,9	0,9	1,0	1,0	1,0	1,0	N=9000
N=10000	0,4	0,6	0,7	0,8	0,8	0,9	0,9	1,0	1,0	1,0	N=10000
N=11000	0,4	0,6	0,7	0,7	0,8	0,9	0,9	0,9	0,9	0,9	N=11000
N=12000	0,4	0,5	0,6	0,7	0,8	0,8	0,9	0,9	0,9	0,9	N=12000
N=13000	0,4	0,5	0,6	0,7	0,7	0,8	0,8	0,8	0,9	0,9	N=13000
N=14000	0,4	0,5	0,6	0,7	0,7	0,8	0,8	0,8	0,8	0,8	N=14000
N=15000	0,3	0,5	0,6	0,6	0,7	0,7	0,8	0,8	0,8	0,8	N=15000
	5%	10%	15%	20%	25%	30%	35%	40%	45%	50%	
	95%	90%	85%	80%	75%	70%	65%	60%	55%	50%	

ABBR.	COUNTRIES	INSTITUTES	N° INTERVIEWS	DATES		POPULATION 15+	PROPORTION EU28
				FIELDWORK			
BE	Belgium	TNS Dimarso	1,012	30/05/15	8/06/15	9,263,570	2.18%
BG	Bulgaria	TNS BBSS	1,058	30/05/15	8/06/15	6,294,563	1.48%
CZ	Czech Rep.	TNS Aisa	1,008	30/05/15	8/06/15	8,955,829	2.11%
DK	Denmark	TNS Gallup DK	1,016	30/05/15	8/06/15	4,625,032	1.09%
DE	Germany	TNS Infratest	1,513	30/05/15	8/06/15	71,283,580	16.79%
EE	Estonia	TNS Emor	1,018	30/05/15	8/06/15	1,113,355	0.26%
IE	Ireland	Behaviour & Attitudes	1,004	30/05/15	8/06/15	3,586,829	0.84%
EL	Greece	TNS ICAP	1,009	30/05/15	8/06/15	8,791,499	2.07%
ES	Spain	TNS Spain	1,000	30/05/15	8/06/15	39,506,853	9.31%
FR	France	TNS Sofres	1,000	30/05/15	8/06/15	51,668,700	12.17%
HR	Croatia	HENDAL	1,003	30/05/15	8/06/15	3,625,601	0.85%
IT	Italy	TNS Italia	1,040	30/05/15	8/06/15	51,336,889	12.09%
CY	Rep. Of Cyprus	CYMAR	500	30/05/15	8/06/15	724,084	0.17%
LV	Latvia	TNS Latvia	1,003	30/05/15	8/06/15	1,731,509	0.41%
LT	Lithuania	TNS LT	1,004	30/05/15	8/06/15	2,535,329	0.60%
LU	Luxembourg	TNS ILReS	503	30/05/15	8/06/15	445,806	0.11%
HU	Hungary	TNS Hoffmann	1,051	30/05/15	8/06/15	8,477,933	2.00%
MT	Malta	MISCO	500	30/05/15	8/06/15	360,045	0.08%
NL	Netherlands	TNS NIPO	1,008	30/05/15	8/06/15	13,901,653	3.27%
AT	Austria	ipr Umfrageforschung	1,035	30/05/15	8/06/15	7,232,497	1.70%
PL	Poland	TNS Polska	1,005	30/05/15	8/06/15	32,736,685	7.71%
PT	Portugal	TNS Portugal	1,005	30/05/15	8/06/15	8,512,269	2.01%
RO	Romania	TNS CSOP	1,012	30/05/15	8/06/15	16,880,465	3.98%
SI	Slovenia	RM PLUS	1,019	30/05/15	8/06/15	1,760,726	0.41%
SK	Slovakia	TNS Slovakia	1,016	30/05/15	8/06/15	4,580,260	1.08%
FI	Finland	TNS Gallup Oy	1,004	30/05/15	8/06/15	4,511,446	1.06%
SE	Sweden	TNS Sifo	1,066	30/05/15	8/06/15	7,944,034	1.87%
UK	United Kingdom	TNS UK	1,306	30/05/15	8/06/15	52,104,731	12.27%
TOTAL EU28			27,718	30/05/15	8/06/15	424,491,772	100%*

* It should be noted that the total percentage shown in this table may exceed 100% due to rounding

QUESTIONNAIRE

The following questions are about discrimination. They are asked to measure opinions for statistical and analysis purposes. As for the rest of the whole survey, your answers will remain totally anonymous.

Discrimination is understood to mean when a person or group is treated less favourably than others because of personal characteristics.

Harassment is commonly understood to arise when unwanted behaviour takes place with the purpose or effect of violating the dignity of a person and of creating a hostile, degrading, humiliating or offensive environment.

Gender identity refers to each person's deeply felt internal and individual experience of gender, which may or may not correspond with the sex assigned at birth. Transgender and transsexual are people whose gender identity differs from the sex they were assigned at birth. This has legal implications as well: for example, a transgender or transsexual person with a female gender identity would seek to change her civil documents (passport, ID, driving license, etc.) from "male" to "female" to match how she lives her everyday life.

QC1: ROTATE ITEMS 1 TO 8

QC1 For each of the following types of discrimination, could you please tell me whether, in your opinion, it is very widespread, fairly widespread, fairly rare or very rare in (OUR COUNTRY)? Discrimination on the basis of...

(SHOW SCREEN – READ OUT – ONE ANSWER PER LINE)

		Very wides pread	Fairly wides pread	Fairly rare	Very rare	Non- exist ent (SP.)	DK
1	Ethnic origin	1	2	3	4	5	6
2	Sexual orientation (being gay, lesbian or bisexual)	1	2	3	4	5	6
3	Being over 55 years old	1	2	3	4	5	6
4	Being under 30 years old	1	2	3	4	5	6
5	Religion or beliefs	1	2	3	4	5	6
6	Disability	1	2	3	4	5	6
7	Gender identity (being transgender or transsexual)	1	2	3	4	5	6
8	Gender	1	2	3	4	5	6

EB77.4 QC1

QC2: CODE 10 IS EXCLUSIVE

QC2: CODE 11 IS EXCLUSIVE

QC2 In the past 12 months have you personally felt discriminated against or harassed on one or more of the following grounds? Please tell me all that apply.

(SHOW SCREEN – DO NOT READ OUT – MULTIPLE ANSWERS POSSIBLE)

Ethnic origin	1,
Gender	2,
Sexual orientation (being gay, lesbian or bisexual)	3,
Being over 55 years old	4,
Being under 30 years old	5,
Religion or beliefs	6,
Disability	7,
Gender identity (being transgender or transsexual)	8,
For another reason	9,
No	10
DK	11

EB77.4 QC2

QC3: ROTATE ANSWERS 1 TO 13

QC3: CODE 15 IS EXCLUSIVE

QC3: CODE 16 IS EXCLUSIVE

QC3 In (OUR COUNTRY) when a company wants to hire someone and has the choice between two candidates with equal skills and qualifications, which of the following criteria may, in your opinion, put one candidate at a disadvantage?

(SHOW SCREEN – READ OUT – MULTIPLE ANSWERS POSSIBLE)

The candidate's name	1,
The candidate's address	2,
The candidate's way of speaking, his or her accent	3,
The candidate's skin colour or ethnic origin	4,
The candidate's gender (male or female)	5,
The candidate's gender identity (being transgender or transsexual)	6,
The candidate's sexual orientation (being gay, lesbian or bisexual)	7,
The candidate's age, if he or she is over 55 years old	8,
The candidate's age, if he or she is under 30 years old	9,
A disability	10,
The expression of a religious belief (e.g. wearing a visible religious symbol)	11,
The candidate's look (manner of dress or presentation)	12,
The candidate's physical general appearance (size, weight, face, etc.) (M)	13,
Other (SP.)	14,
None (SP.)	15
DK	16

EB77.4 QC4

QC4 *QC4: ROTATE ITEMS 1 TO 8*
And using a scale from 1 to 10, please tell me how you would feel about having a person from each of the following groups in the highest elected political position in (OUR COUNTRY). '1' means that you would feel "not at all comfortable" and '10' that you would feel "totally comfortable". (M)

(SHOW SCREEN – READ OUT – ONE ANSWER PER LINE)

(IF NECESSARY, EXPLAIN TO THE RESPONDENT THAT THIS WOULD BE THE PRESIDENT/ PRIME MINISTER/ CHANCELLOR, ETC. AS RELEVANT IN YOUR NATIONAL CONTEXT)

		1 Not at all comfortable (M) 10 Totally comfortable										Indifferent (SP.)	DK
1	A woman	1	2	3	4	5	6	7	8	9	10	11	12
2	A gay, lesbian or bisexual person	1	2	3	4	5	6	7	8	9	10	11	12
3	A person from a different ethnic origin than the majority of the population	1	2	3	4	5	6	7	8	9	10	11	12
4	A person under 30 years old	1	2	3	4	5	6	7	8	9	10	11	12
5	A person from a different religion than the majority of the population	1	2	3	4	5	6	7	8	9	10	11	12
6	A person with a disability	1	2	3	4	5	6	7	8	9	10	11	12
7	A person over 75 years old	1	2	3	4	5	6	7	8	9	10	11	12
8	A transgender or transsexual person	1	2	3	4	5	6	7	8	9	10	11	12

EB77.4 QC5

QC5: ROTATE ITEMS 1 TO 3

QC5 To what extent do you support or oppose each of the following measures in the work place to foster diversity?

(SHOW SCREEN – READ OUT – ONE ANSWER PER LINE)

		Totally support	Somewhat support	Somewhat oppose	Totally oppose	DK
1	Training on diversity issues for employees and employers	1	2	3	4	5
2	Monitoring the composition of the work-force to evaluate the representation of groups at risk of discrimination	1	2	3	4	5
3	Monitoring recruitment procedures to ensure that candidates from groups at risk of discrimination have the same opportunities as other candidates with equal skills and qualifications (M)	1	2	3	4	5

EB77.4 QC6

QC6 Using a scale from 1 to 10, please tell me if you think that the efforts made in (OUR COUNTRY) to fight all forms of discrimination are effective. '1' means you consider that these efforts are "not at all effective", and '10' that these efforts are "very effective". (M)

(SHOW SCREEN – ONE ANSWER ONLY)

1 Not at all effective										10 Very effective										No efforts made in (OUR COUNTRY) (SP.)	DK
1	2	3	4	5	6	7	8	9	10	11	12	13	14	15	16	17	18	19	20	21	22

EB77.4 QC7

QC7: ROTATE ITEMS 1 TO 8

QC7 Do you think that enough is being done to promote diversity in your work place as far as each of the following is concerned? (M)
(SHOW SCREEN – READ OUT – ONE ANSWER PER LINE)

		Yes, definitely	Yes, to some extent	No, not really	No, definitely not	There is no need to promote diversity (SP.)	Not applicable (SP.)	DK
1	Ethnic origin	1	2	3	4	5	6	7
2	Gender	1	2	3	4	5	6	7
3	Sexual orientation (being gay, lesbian or bisexual)	1	2	3	4	5	6	7
4	Age, for people over 55 years old (M)	1	2	3	4	5	6	7
5	Age, for people under 30 years old (M)	1	2	3	4	5	6	7
6	Religion or beliefs	1	2	3	4	5	6	7
7	Disability	1	2	3	4	5	6	7
8	Gender identity (being transgender or transsexual)	1	2	3	4	5	6	7

EB77.4 QC11

QC8 Would you know your rights if you were the victim of discrimination or harassment?

(ONE ANSWER ONLY)

Yes	1
No	2
It depends (SP.) (M)	3
DK	4

EB77.4 QC8

QC9: ROTATE ANSWERS 1 TO 6

QC9 If you were the victim of discrimination or harassment, to whom would you prefer to report your case?

(SHOW SCREEN – READ OUT – ONE ANSWER ONLY)

Trade Unions	1
NGO's or associations (M)	2
Tribunals	3
An equal opportunities organisation (SPECIFY THE NAME ACCORDING TO THE COUNTRY)	4
A lawyer (M)	5
The police (M)	6
Other (SP.)	7
DK	8

EB77.4 QC12

- QC10** People may be discriminated against on the grounds of disability, age, religion or beliefs, sexual orientation or gender identity in areas such as access to goods and services, social protection (health or housing services) or education. Which of the following two statements comes closest to your view?

(READ OUT – ONE ANSWER ONLY)

New measures to raise the level of protection of these groups at risk of discrimination should be introduced	1
New measures to raise the level of protection of these groups at risk of discrimination are not necessary	2
DK	3

NEW

QC11: ROTATE ITEMS 1 TO 4

- QC11** Are you in favour of or opposed to providing, on an anonymous basis, information about ... as part of a census, if that could help to combat discrimination in (OUR COUNTRY)? (M)

(SHOW SCREEN – READ OUT – ONE ANSWER PER LINE)

		Totally in favour	Somewhat in favour	Somewhat opposed	Totally opposed	DK
1	Your ethnic origin	1	2	3	4	5
2	Your religion or beliefs	1	2	3	4	5
3	Your health situation	1	2	3	4	5
4	Your sexual orientation	1	2	3	4	5

EB65.4 QA15

QC12: ROTATE ITEMS 1 TO 8

- QC12** Do you think that diversity is sufficiently reflected in the media, in terms of...?

(SHOW SCREEN – READ OUT – ONE ANSWER PER LINE)

		Yes, definitely	Yes, to some extent	No, not really	No, definitely not	DK
1	Disability	1	2	3	4	5
2	Ethnic origin	1	2	3	4	5
3	Religion or beliefs (M)	1	2	3	4	5
4	Age (people over 75) (N)	1	2	3	4	5
5	Age (people under 25) (N)	1	2	3	4	5
6	Sexual orientation (being gay, lesbian or bisexual) (M)	1	2	3	4	5
7	Gender (male or female) (M)	1	2	3	4	5
8	Gender identity (being transgender or transsexual) (N)	1	2	3	4	5

EB71.2 QE11 TREND MODIFIED

QC13: ROTATE ITEMS 1 TO 14

QC13 Regardless of whether you are actually working or not, please tell me, using a scale from 1 to 10, how comfortable you would feel if one of your colleagues at work belonged to each of the following groups? '1' means that you would feel, "not at all comfortable" and '10' that you would feel "totally comfortable".

(SHOW SCREEN – READ OUT – ONE ANSWER PER LINE)

		1 Not at all comfortable										10 Totally comfortable										Indifferent (SP.)	It depends (SP.)	DK
1	A Roma person	1	2	3	4	5	6	7	8	9	10	11	12	13	11	12	13							
2	A black person	1	2	3	4	5	6	7	8	9	10	11	12	13	11	12	13							
3	An Asian person	1	2	3	4	5	6	7	8	9	10	11	12	13	11	12	13							
4	A white person	1	2	3	4	5	6	7	8	9	10	11	12	13	11	12	13							
5	A Jewish person	1	2	3	4	5	6	7	8	9	10	11	12	13	11	12	13							
6	A Muslim person	1	2	3	4	5	6	7	8	9	10	11	12	13	11	12	13							
7	A Buddhist person	1	2	3	4	5	6	7	8	9	10	11	12	13	11	12	13							
8	A Christian person	1	2	3	4	5	6	7	8	9	10	11	12	13	11	12	13							
9	An atheist person	1	2	3	4	5	6	7	8	9	10	11	12	13	11	12	13							
10	A gay, lesbian or bisexual person	1	2	3	4	5	6	7	8	9	10	11	12	13	11	12	13							
11	A transgender or transsexual person	1	2	3	4	5	6	7	8	9	10	11	12	13	11	12	13							
12	A person with a disability	1	2	3	4	5	6	7	8	9	10	11	12	13	11	12	13							
13	A person under 25 years	1	2	3	4	5	6	7	8	9	10	11	12	13	11	12	13							
14	A person over 60 years	1	2	3	4	5	6	7	8	9	10	11	12	13	11	12	13							

NEW

QC14: ROTATE ITEMS 1 TO 12

QC14 **Regardless of whether you have children or not, please tell me, using a scale from 1 to 10, how comfortable you would feel if one of your children was in a love relationship with a person from each of the following groups. '1' means that you would feel, "not at all comfortable" and '10' that you would feel "totally comfortable".**

(SHOW SCREEN – READ OUT – ONE ANSWER PER LINE)

		1 Not at all comfortable										10 Totally comfortable										Indifferent (SP.)	It depends (SP.)	DK
1	A Roma person	1	2	3	4	5	6	7	8	9	10	11	12	13	11	12	13							
2	A black person	1	2	3	4	5	6	7	8	9	10	11	12	13	11	12	13							
3	An Asian person	1	2	3	4	5	6	7	8	9	10	11	12	13	11	12	13							
4	A white person	1	2	3	4	5	6	7	8	9	10	11	12	13	11	12	13							
5	A Jewish person	1	2	3	4	5	6	7	8	9	10	11	12	13	11	12	13							
6	A Muslim person	1	2	3	4	5	6	7	8	9	10	11	12	13	11	12	13							
7	A Buddhist person	1	2	3	4	5	6	7	8	9	10	11	12	13	11	12	13							
8	A Christian person	1	2	3	4	5	6	7	8	9	10	11	12	13	11	12	13							
9	An atheist person	1	2	3	4	5	6	7	8	9	10	11	12	13	11	12	13							
10	A person of the same sex	1	2	3	4	5	6	7	8	9	10	11	12	13	11	12	13							
11	A transgender or transsexual person	1	2	3	4	5	6	7	8	9	10	11	12	13	11	12	13							
12	A person with a disability	1	2	3	4	5	6	7	8	9	10	11	12	13	11	12	13							

NEW

QC15: ROTATE ITEMS 1 TO 7

QC15 Do you think that in (OUR COUNTRY) measures to fight the economic crisis and policies to promote recovery are excluding people from each of the following groups?

(SHOW SCREEN – READ OUT – ONE ANSWER PER LINE)

		Yes, definitely	Yes, to some extent	No, not really	No, definitely not	DK
1	People from a different ethnic origin than the majority of the population	1	2	3	4	5
2	People with a different sexual orientation than the majority of the population (gay, lesbian or bisexual)	1	2	3	4	5
3	People over 55 years old	1	2	3	4	5
4	People under 30 years old	1	2	3	4	5
5	People from a different religion than the majority of the population	1	2	3	4	5
6	People with a disability	1	2	3	4	5
7	Transgender or transsexual people	1	2	3	4	5

NEW

QC16: ROTATE ITEMS 1 TO 3

QC16 To what extent do you agree or disagree with each of the following statements?

(SHOW SCREEN – READ OUT – ONE ANSWER PER LINE)

		Totally agree	Tend to agree	Tend to disagree	Totally disagree	DK
1	Gay, lesbian and bisexual people should have the same rights as heterosexual people (N)	1	2	3	4	5
2	There is nothing wrong in a sexual relationship between two persons of the same sex (N)	1	2	3	4	5
3	Same sex marriages should be allowed throughout Europe (M)	1	2	3	4	5

NEW (BASED ON EB66.1 QA47)

QC17: ROTATE ITEMS 1 TO 4

QC17 **And to what extent do you agree or disagree with each of the following statements? School lessons and material should include information about diversity in terms of...**

(SHOW SCREEN – READ OUT – ONE ANSWER PER LINE)

		Totally agree	Tend to agree	Tend to disagree	Totally disagree	DK
1	Religion or beliefs	1	2	3	4	5
2	Ethnic origin	1	2	3	4	5
3	Sexual orientation (being gay, lesbian, or bisexual people)	1	2	3	4	5
4	Gender identity (being transgender or transsexual people)	1	2	3	4	5

NEW

QC18: ROTATE ITEMS 1 TO 3

QC18 **Using a scale from 1 to 10, please tell me how comfortable you would feel with people in each of the following groups showing affection in public (e.g. kissing or holding hands). '1' means that you would feel "not at all comfortable" and '10' that you would feel "totally comfortable".**

(SHOW SCREEN – READ OUT – ONE ANSWER PER LINE)

		1 Not at all comfortable										10 Totally comfortable										Indifferent (SP.)	DK
1	Heterosexual couples	1	2	3	4	5	6	7	8	9	10	11	12	13	14	15	16	17	18	19	20	21	22
2	Gay couples (two men)	1	2	3	4	5	6	7	8	9	10	11	12	13	14	15	16	17	18	19	20	21	22
3	Lesbian couples (two women)	1	2	3	4	5	6	7	8	9	10	11	12	13	14	15	16	17	18	19	20	21	22

NEW

QC19 Do you think that transgender or transsexual persons should be able to change their civil documents to match their inner gender identity?

(READ OUT – ONE ANSWER ONLY)

Yes, definitely	1
Yes, to some extent	2
No, not really	3
No, definitely not	4
DK	5

NEW

SD1 Do you have friends or acquaintances who are...?

(READ OUT – ONE ANSWER PER LINE)

		Yes	No	Refusal (SP.)	DK
1	People whose ethnic origin is different from yours	1	2	3	4
2	Roma	1	2	3	4
3	Gay, lesbian or bisexual	1	2	3	4
4	Disabled	1	2	3	4
5	Of a different religion or have different beliefs than you	1	2	3	4
6	Transgender or transsexual	1	2	3	4

EB77.4 SD1

SD2: ROTATE ANSWERS 1 TO 4
 SD2: CODE 6 IS EXCLUSIVE
 SD2: CODE 7 IS EXCLUSIVE
 SD2: CODE 8 IS EXCLUSIVE

SD2 Where you live, do you consider yourself to be part of any of the following?
 Please tell me all that apply.

(SHOW SCREEN – DO NOT READ OUT – MULTIPLE ANSWERS POSSIBLE)

An ethnic minority	1,
A religious minority	2,
A sexual minority (like being gay, lesbian, bisexual, transgender or transsexual) (M)	3,
A minority in terms of disability	4,
Any other minority group (M)	5,
None (M)	6
Refusal (SP.) (N)	7
DK	8

EB77.4 SD2

SD3 Do you consider yourself to be...?

(SHOW SCREEN – DO NOT READ OUT – ONE ANSWER ONLY)

Catholic	1
Orthodox Christian (M)	2
Protestant	3
Other Christian	4
Jewish	5
Muslim	6
Sikh	7
Buddhist	8
Hindu	9
Atheist	10
Non believer/ Agnostic	11
Other (M)	12
Refusal (SP.)	13
DK	14

EB77.4 SD3

TABLES

QC1.1 Pour chacun des types de discrimination suivants, dites-moi si, selon vous, il s'agit de quelque chose de très répandu, plutôt répandu, plutôt rare ou très rare en (NOTRE PAYS). Des discriminations sur base ...






























De l'origine ethnique

QC1.1 For each of the following types of discrimination, could you please tell me whether, in your opinion, it is very widespread, fairly widespread, fairly rare or very rare in (OUR COUNTRY)? Discrimination on the basis of...

Ethnic origin

QC1.1 Bitte sagen Sie mir für jede der folgenden Arten von Diskriminierung, ob sie in (UNSEREM LAND) Ihrer Meinung nach sehr verbreitet, ziemlich verbreitet, ziemlich selten oder sehr selten ist. Wie ist das mit Diskriminierung aufgrund ...?

Der ethnischen Herkunft

%		Très répandu Very widespread Sehr verbreitet		Plutôt répandu Fairly widespread Ziemlich verbreitet		Plutôt rare Fairly rare Ziemlich selten		Très rare Very rare Sehr selten	
		EB	Diff.	EB	Diff.	EB	Diff.	EB	Diff.
		83.4	EB 77.4	83.4	EB 77.4	83.4	EB 77.4	83.4	EB 77.4
	EU 28	18	6	46	2	22	-6	7	-2
	BE	25	8	49	-2	16	-6	7	-1
	BG	15	6	32	1	23	-4	16	0
	CZ	12	0	40	0	32	-5	12	5
	DK	25	9	53	-1	15	-10	4	1
	DE	12	5	48	4	27	-7	8	-2
	EE	9	5	32	-1	24	-11	11	-6
	IE	13	8	45	15	23	-10	13	-5
	EL	24	-1	46	1	21	2	8	0
	ES	13	2	50	3	23	-7	7	-3
	FR	34	12	48	-6	11	-5	2	0
	HR	12		38		29		13	
	IT	17	4	56	8	17	-7	5	-3
	CY	23	-1	43	-8	17	2	8	2
	LV	5	1	27	5	27	-3	16	-6
	LT	5	3	24	9	30	-10	23	-2
	LU	10	3	40	-6	25	-9	17	8
	HU	24	-4	41	-1	18	0	10	2
	MT	24	10	47	8	18	-11	4	-6
	NL	32	18	52	-4	12	-12	2	-2
	AT	13	5	45	5	26	-7	8	-4
	PL	7	3	24	2	29	-9	17	2
	PT	14	6	50	5	25	-4	5	-4
	RO	19	11	32	1	22	-2	13	-5
	SI	8	3	32	2	33	1	19	-6
	SK	11	4	35	-2	33	-3	12	-1
	FI	11	0	56	-2	25	-2	4	2
	SE	27	9	57	0	12	-9	2	0
	UK	20	7	50	6	24	-8	3	-3






























QC1.1 Pour chacun des types de discrimination suivants, dites-moi si, selon vous, il s'agit de quelque chose de très répandu, plutôt répandu, plutôt rare ou très rare en (NOTRE PAYS). Des discriminations sur base ...

De l'origine ethnique

QC1.1 For each of the following types of discrimination, could you please tell me whether, in your opinion, it is very widespread, fairly widespread, fairly rare or very rare in (OUR COUNTRY)? Discrimination on the basis of...

Ethnic origin

QC1.1 Bitte sagen Sie mir für jede der folgenden Arten von Diskriminierung, ob sie in (UNSEREM LAND) Ihrer Meinung nach sehr verbreitet, ziemlich verbreitet, ziemlich selten oder sehr selten ist. Wie ist das mit Diskriminierung aufgrund Der ethnischen Herkunft

	%	Inexistant (SPONTANE) Non-existent (SPONTANEOUS) Existiert nicht (SPONTAN)		NSP		Total 'Répandu' Total 'Widespread' Gesamt 'Weit verbreitet'		Total 'Rare' Total 'Rare' Gesamt 'Selten'	
		EB 83.4	Diff. EB 77.4	EB 83.4	Diff. EB 77.4	EB 83.4	Diff. EB 77.4	EB 83.4	Diff. EB 77.4
 EU 28		3	1	4	-1	64	8	29	-8
 BE		1	0	2	1	74	6	23	-7
 BG		7	-5	7	2	47	7	39	-4
 CZ		2	1	2	-1	52	0	44	0
 DK		1	1	2	0	78	8	19	-9
 DE		2	1	3	-1	60	9	35	-9
 EE		13	7	11	6	41	4	35	-17
 IE		3	-1	3	-7	58	23	36	-15
 EL		1	-1	0	-1	70	0	29	2
 ES		3	3	4	2	63	5	30	-10
 FR		0	0	5	-1	82	6	13	-5
 HR		3		5		50		42	
 IT		2	0	3	-2	73	12	22	-10
 CY		6	3	3	2	66	-9	25	4
 LV		16	0	9	3	32	6	43	-9
 LT		11	3	7	-3	29	12	53	-12
 LU		3	1	5	3	50	-3	42	-1
 HU		4	3	3	0	65	-5	28	2
 MT		2	0	5	-1	71	18	22	-17
 NL		0	0	2	0	84	14	14	-14
 AT		4	0	4	1	58	10	34	-11
 PL		15	4	8	-2	31	5	46	-7
 PT		2	-1	4	-2	64	11	30	-8
 RO		6	-3	8	-2	51	12	35	-7
 SI		3	-2	5	2	40	5	52	-5
 SK		4	1	5	1	46	2	45	-4
 FI		1	0	3	2	67	-2	29	0
 SE		0	0	2	0	84	9	14	-9
 UK		0	0	3	-2	70	13	27	-11

QC1.2 Pour chacun des types de discrimination suivants, dites-moi si, selon vous, il s'agit de quelque chose de très répandu, plutôt répandu, plutôt rare ou très rare en (NOTRE PAYS). Des discriminations sur base ...






























De l'orientation sexuelle (être homosexuel, lesbienne ou bisexuel)

QC1.2 For each of the following types of discrimination, could you please tell me whether, in your opinion, it is very widespread, fairly widespread, fairly rare or very rare in (OUR COUNTRY)? Discrimination on the basis...

Sexual orientation (being gay, lesbian or bisexual)

QC1.2 Bitte sagen Sie mir für jede der folgenden Arten von Diskriminierung, ob sie in (UNSEREM LAND) Ihrer Meinung nach sehr verbreitet, ziemlich verbreitet, ziemlich selten oder sehr selten ist. Wie ist das mit Diskriminierung aufgrund ...?

Der sexuellen Orientierung (weil jemand schwul, lesbisch oder bisexuell ist)

	%	Très répandu Very widespread Sehr verbreitet		Plutôt répandu Fairly widespread Ziemlich verbreitet		Plutôt rare Fairly rare Ziemlich selten		Très rare Very rare Sehr selten	
		EB	Diff.	EB	Diff.	EB	Diff.	EB	Diff.
		83.4	EB 77.4	83.4	EB 77.4	83.4	EB 77.4	83.4	EB 77.4
 EU 28		17	6	41	6	24	-8	9	-2
 BE		16	6	43	3	25	-11	11	-1
 BG		16	12	18	2	24	3	15	-5
 CZ		5	1	25	6	37	-11	22	3
 DK		11	5	36	5	35	-12	12	-1
 DE		9	3	41	11	31	-7	12	-6
 EE		8	3	28	1	20	-10	11	-7
 IE		12	8	37	18	27	-9	16	-7
 EL		25	3	46	3	21	-2	5	-3
 ES		11	1	45	11	25	-11	10	-5
 FR		26	10	46	1	18	-11	3	0
 HR		22		40		21		8	
 IT		23	7	50	3	15	-6	5	-3
 CY		37	6	42	-4	10	-4	4	0
 LV		10	6	25	3	20	-2	17	-5
 LT		23	10	34	5	18	-7	11	-4
 LU		7	3	31	3	29	-14	21	5
 HU		16	3	33	4	23	-2	14	-5
 MT		16	3	39	-2	31	4	7	-2
 NL		17	4	48	7	28	-8	5	-3
 AT		15	10	42	10	25	-12	7	-7
 PL		18	6	30	0	22	-3	12	2
 PT		20	7	49	7	20	-5	4	-4
 RO		24	16	28	3	16	-4	10	-6
 SI		9	-2	33	-4	29	5	17	0
 SK		11	2	27	4	32	-1	16	-3
 FI		8	0	43	1	34	-7	7	2
 SE		11	4	52	12	28	-16	5	-2
 UK		16	6	42	9	30	-9	7	-2

QC1.2 Pour chacun des types de discrimination suivants, dites-moi si, selon vous, il s'agit de quelque chose de très répandu, plutôt répandu, plutôt rare ou très rare en (NOTRE PAYS). Des discriminations sur base ...

De l'orientation sexuelle (être homosexuel, lesbienne ou bisexuel)

QC1.2 For each of the following types of discrimination, could you please tell me whether, in your opinion, it is very widespread, fairly widespread, fairly rare or very rare in (OUR COUNTRY)? Discrimination on the basis of...

Sexual orientation (being gay, lesbian or bisexual)

QC1.2 Bitte sagen Sie mir für jede der folgenden Arten von Diskriminierung, ob sie in (UNSEREM LAND) Ihrer Meinung nach sehr verbreitet, ziemlich verbreitet, ziemlich selten oder sehr selten ist. Wie ist das mit Diskriminierung aufgrund ...?

Der sexuellen Orientierung (weil jemand schwul, lesbisch oder bisexuell ist)

%		Inexistant (SPONTANE) Non-existent (SPONTANEOUS) Existiert nicht (SPONTAN)		NSP		Total 'Répandu' Total 'Widespread' Gesamt 'Weit verbreitet'		Total 'Rare' Total 'Rare' Gesamt 'Selten'	
		EB	Diff. EB	EB	Diff. EB	EB	Diff. EB	EB	Diff. EB
		83.4	77.4	83.4	77.4	83.4	77.4	83.4	77.4
	EU 28	3	0	6	-2	58	12	33	-10
	BE	2	1	3	2	59	9	36	-12
	BG	9	-4	18	-8	34	14	39	-2
	CZ	5	0	6	1	30	7	59	-8
	DK	3	3	3	0	47	10	47	-13
	DE	3	1	4	-2	50	14	43	-13
	EE	11	2	22	11	36	4	31	-17
	IE	3	-2	5	-8	49	26	43	-16
	EL	1	0	2	-1	71	6	26	-5
	ES	3	3	6	1	56	12	35	-16
	FR	0	-1	7	1	72	11	21	-11
	HR	2		7		62		29	
	IT	2	-1	5	0	73	10	20	-9
	CY	2	1	5	1	79	2	14	-4
	LV	13	-2	15	0	35	9	37	-7
	LT	4	-2	10	-2	57	15	29	-11
	LU	6	4	6	-1	38	6	50	-9
	HU	6	2	8	-2	49	7	37	-7
	MT	2	-1	5	-2	55	1	38	2
	NL	0	0	2	0	65	11	33	-11
	AT	4	-2	7	1	57	20	32	-19
	PL	10	1	8	-6	48	6	34	-1
	PT	2	0	5	-5	69	14	24	-9
	RO	5	-6	17	-3	52	19	26	-10
	SI	3	-1	9	2	42	-6	46	5
	SK	6	1	8	-3	38	6	48	-4
	FI	2	1	6	3	51	1	41	-5
	SE	0	0	4	2	63	16	33	-18
	UK	0	-1	5	-3	58	15	37	-11

QC1.3 Pour chacun des types de discrimination suivants, dites-moi si, selon vous, il s'agit de quelque chose de très répandu, plutôt répandu, plutôt rare ou très rare en (NOTRE PAYS). Des discriminations sur base ...






























De l'âge pour les personnes de plus de 55 ans

QC1.3 For each of the following types of discrimination, could you please tell me whether, in your opinion, it is very widespread, fairly widespread, fairly rare or very rare in (OUR COUNTRY)? Discrimination on the basis of...

Being over 55 years old

QC1.3 Bitte sagen Sie mir für jede der folgenden Arten von Diskriminierung, ob sie in (UNSEREM LAND) Ihrer Meinung nach sehr verbreitet, ziemlich verbreitet, ziemlich selten oder sehr selten ist. Wie ist das mit Diskriminierung aufgrund ...?

Des Alters, weil jemand älter als 55 Jahre ist

%		Très répandu Very widespread Sehr verbreitet		Plutôt répandu Fairly widespread Ziemlich verbreitet		Plutôt rare Fairly rare Ziemlich selten		Très rare Very rare Sehr selten	
		EB	Diff. EB	EB	Diff. EB	EB	Diff. EB	EB	Diff. EB
		83.4	77.4	83.4	77.4	83.4	77.4	83.4	77.4
	EU 28	11	0	31	-3	29	-2	17	2
	BE	8	0	35	1	33	-5	18	0
	BG	23	5	34	-6	19	2	11	1
	CZ	18	-6	40	-4	26	4	11	4
	DK	4	-1	18	-9	27	-17	29	8
	DE	6	-2	24	-3	31	-6	25	2
	EE	5	-5	34	-11	19	-4	13	-1
	IE	7	5	24	7	31	-1	26	-7
	EL	13	1	33	2	26	0	19	-1
	ES	11	-2	32	0	23	-8	18	-3
	FR	15	2	36	-7	32	2	10	2
	HR	14		33		27		16	
	IT	8	-3	33	-2	27	4	16	1
	CY	13	-1	34	-11	21	-1	16	4
	LV	14	-6	35	-8	19	3	11	1
	LT	13	-2	37	-7	24	2	16	5
	LU	4	-2	22	-4	28	-7	28	6
	HU	21	-9	37	-8	20	7	12	5
	MT	10	-1	32	8	26	0	17	-7
	NL	9	-2	33	2	30	-5	23	4
	AT	10	2	31	6	30	-4	15	-2
	PL	8	-2	23	-11	25	-2	19	8
	PT	16	5	36	-1	24	-5	13	0
	RO	20	10	36	-2	19	-4	13	1
	SI	13	6	30	-4	26	-1	21	-4
	SK	14	-10	36	-6	30	8	12	4
	FI	6	-1	38	3	34	-9	14	3
	SE	6	-2	27	-10	37	-1	20	5
	UK	11	3	34	3	36	-4	14	0

QC1.3 Pour chacun des types de discrimination suivants, dites-moi si, selon vous, il s'agit de quelque chose de très répandu, plutôt répandu, plutôt rare ou très rare en (NOTRE PAYS). Des discriminations sur base ...






























De l'âge pour les personnes de plus de 55 ans

QC1.3 For each of the following types of discrimination, could you please tell me whether, in your opinion, it is very widespread, fairly widespread, fairly rare or very rare in (OUR COUNTRY)? Discrimination on the basis of...

Being over 55 years old

QC1.3 Bitte sagen Sie mir für jede der folgenden Arten von Diskriminierung, ob sie in (UNSEREM LAND) Ihrer Meinung nach sehr verbreitet, ziemlich verbreitet, ziemlich selten oder sehr selten ist. Wie ist das mit Diskriminierung aufgrund ...?

Des Alters, weil jemand älter als 55 Jahre ist

%		Inexistant (SPONTANE) Non-existent (SPONTANEOUS) Existeert nicht (SPONTAN)		NSP		Total 'Répandu' Total 'Widespread' Gesamt 'Weit verbreitet'		Total 'Rare' Total 'Rare' Gesamt 'Selten'	
		EB	Diff. EB	EB	Diff. EB	EB	Diff. EB	EB	Diff. EB
		83.4	77.4	83.4	77.4	83.4	77.4	83.4	77.4
	EU 28	8	4	4	-1	42	-3	46	0
	BE	3	2	3	2	43	1	51	-5
	BG	8	1	5	-3	57	-1	30	3
	CZ	3	2	2	0	58	-10	37	8
	DK	18	17	4	2	22	-10	56	-9
	DE	12	10	2	-1	30	-5	56	-4
	EE	17	13	12	8	39	-16	32	-5
	IE	8	-1	4	-3	31	12	57	-8
	EL	8	-2	1	0	46	3	45	-1
	ES	13	12	3	1	43	-2	41	-11
	FR	2	1	5	0	51	-5	42	4
	HR	6		4		47		43	
	IT	12	3	4	-3	41	-5	43	5
	CY	12	7	4	2	47	-12	37	3
	LV	12	5	9	5	49	-14	30	4
	LT	7	4	3	-2	50	-9	40	7
	LU	11	4	7	3	26	-6	56	-1
	HU	7	5	3	0	58	-17	32	12
	MT	9	-1	6	1	42	7	43	-7
	NL	2	1	3	0	42	0	53	-1
	AT	11	-2	3	0	41	8	45	-6
	PL	20	9	5	-2	31	-13	44	6
	PT	7	1	4	0	52	4	37	-5
	RO	5	-2	7	-3	56	8	32	-3
	SI	7	3	3	0	43	2	47	-5
	SK	4	3	4	1	50	-16	42	12
	FI	5	3	3	1	44	2	48	-6
	SE	4	4	6	4	33	-12	57	4
	UK	0	-1	5	-1	45	6	50	-4

QC1.4 Pour chacun des types de discrimination suivants, dites-moi si, selon vous, il s'agit de quelque chose de très répandu, plutôt répandu, plutôt rare ou très rare en (NOTRE PAYS). Des discriminations sur base ...






























De l'âge pour les personnes de moins de 30 ans

QC1.4 For each of the following types of discrimination, could you please tell me whether, in your opinion, it is very widespread, fairly widespread, fairly rare or very rare in (OUR COUNTRY)? Discrimination on the basis of...

Being under 30 years old

QC1.4 Bitte sagen Sie mir für jede der folgenden Arten von Diskriminierung, ob sie in (UNSEREM LAND) Ihrer Meinung nach sehr verbreitet, ziemlich verbreitet, ziemlich selten oder sehr selten ist. Wie ist das mit Diskriminierung aufgrund ...?

Des Alters, weil jemand jünger als 30 Jahre ist

%		Très répandu Very widespread Sehr verbreitet		Plutôt répandu Fairly widespread Ziemlich verbreitet		Plutôt rare Fairly rare Ziemlich selten		Très rare Very rare Sehr selten	
		EB	Diff.	EB	Diff.	EB	Diff.	EB	Diff.
		83.4	77.4	83.4	77.4	83.4	77.4	83.4	77.4
	EU 28	4	1	15	0	29	-7	29	-2
	BE	4	1	15	-4	41	-1	25	-3
	BG	6	3	17	3	21	-11	23	1
	CZ	3	1	12	-2	35	-8	34	2
	DK	1	-1	7	-4	19	-24	35	-5
	DE	1	-1	7	-1	21	-7	41	-10
	EE	2	1	13	-1	19	-15	22	-7
	IE	4	3	15	11	28	-1	31	-12
	EL	5	2	16	4	28	-2	33	1
	ES	4	0	16	1	24	-15	31	-8
	FR	5	0	23	-2	42	-2	19	2
	HR	7		18		31		27	
	IT	5	1	17	-4	27	0	22	2
	CY	6	3	14	-5	20	-12	24	-2
	LV	5	1	16	-5	23	-3	20	-3
	LT	4	1	16	-4	25	-7	27	1
	LU	2	0	14	-3	29	-7	33	5
	HU	8	2	19	-2	25	-7	26	0
	MT	4	1	14	7	24	-4	29	-8
	NL	3	1	11	1	26	-9	44	-1
	AT	2	0	13	5	30	5	27	-2
	PL	2	0	10	0	18	-19	24	0
	PT	4	3	14	5	30	-2	27	-3
	RO	12	9	21	4	23	-7	23	0
	SI	3	1	18	6	27	1	31	-9
	SK	4	2	15	0	32	-11	30	1
	FI	1	0	11	-3	38	-14	31	3
	SE	2	0	9	-2	39	-10	35	0
	UK	6	2	20	1	40	-4	27	3

QC1.4 Pour chacun des types de discrimination suivants, dites-moi si, selon vous, il s'agit de quelque chose de très répandu, plutôt répandu, plutôt rare ou très rare en (NOTRE PAYS). Des discriminations sur base ...






























De l'âge pour les personnes de moins de 30 ans

QC1.4 For each of the following types of discrimination, could you please tell me whether, in your opinion, it is very widespread, fairly widespread, fairly rare or very rare in (OUR COUNTRY)? Discrimination on the basis of...

Being under 30 years old

QC1.4 Bitte sagen Sie mir für jede der folgenden Arten von Diskriminierung, ob sie in (UNSEREM LAND) Ihrer Meinung nach sehr verbreitet, ziemlich verbreitet, ziemlich selten oder sehr selten ist. Wie ist das mit Diskriminierung aufgrund ...?

Des Alters, weil jemand jünger als 30 Jahre ist

%		Inexistant (SPONTANE) Non-existent (SPONTANEOUS) Existiert nicht (SPONTAN)		NSP		Total 'Répandu' Total 'Widespread' Gesamt 'Weit verbreitet'		Total 'Rare' Total 'Rare' Gesamt 'Selten'	
		EB	Diff. EB	EB	Diff. EB	EB	Diff. EB	EB	Diff. EB
		83.4	77.4	83.4	77.4	83.4	77.4	83.4	77.4
	EU 28	18	<i>8</i>	5	<i>0</i>	19	<i>1</i>	58	<i>-9</i>
	BE	11	<i>5</i>	4	<i>2</i>	19	<i>-3</i>	66	<i>-4</i>
	BG	27	<i>7</i>	6	<i>-3</i>	23	<i>6</i>	44	<i>-10</i>
	CZ	13	<i>7</i>	3	<i>0</i>	15	<i>-1</i>	69	<i>-6</i>
	DK	32	<i>30</i>	6	<i>4</i>	8	<i>-5</i>	54	<i>-29</i>
	DE	28	<i>20</i>	2	<i>-1</i>	8	<i>-2</i>	62	<i>-17</i>
	EE	30	<i>14</i>	14	<i>8</i>	15	<i>0</i>	41	<i>-22</i>
	IE	18	<i>2</i>	4	<i>-3</i>	19	<i>14</i>	59	<i>-13</i>
	EL	17	<i>-5</i>	1	<i>0</i>	21	<i>6</i>	61	<i>-1</i>
	ES	22	<i>21</i>	3	<i>1</i>	20	<i>1</i>	55	<i>-23</i>
	FR	4	<i>1</i>	7	<i>1</i>	28	<i>-2</i>	61	<i>0</i>
	HR	10		7		25		58	
	IT	24	<i>3</i>	5	<i>-2</i>	22	<i>-3</i>	49	<i>2</i>
	CY	34	<i>15</i>	2	<i>1</i>	20	<i>-2</i>	44	<i>-14</i>
	LV	25	<i>6</i>	11	<i>4</i>	21	<i>-4</i>	43	<i>-6</i>
	LT	22	<i>9</i>	6	<i>0</i>	20	<i>-3</i>	52	<i>-6</i>
	LU	16	<i>3</i>	6	<i>2</i>	16	<i>-3</i>	62	<i>-2</i>
	HU	18	<i>7</i>	4	<i>0</i>	27	<i>0</i>	51	<i>-7</i>
	MT	22	<i>4</i>	7	<i>0</i>	18	<i>8</i>	53	<i>-12</i>
	NL	11	<i>8</i>	5	<i>0</i>	14	<i>2</i>	70	<i>-10</i>
	AT	25	<i>-9</i>	3	<i>1</i>	15	<i>5</i>	57	<i>3</i>
	PL	40	<i>21</i>	6	<i>-2</i>	12	<i>0</i>	42	<i>-19</i>
	PT	21	<i>-2</i>	4	<i>-1</i>	18	<i>8</i>	57	<i>-5</i>
	RO	14	<i>-2</i>	7	<i>-4</i>	33	<i>13</i>	46	<i>-7</i>
	SI	17	<i>0</i>	4	<i>1</i>	21	<i>7</i>	58	<i>-8</i>
	SK	14	<i>6</i>	5	<i>2</i>	19	<i>2</i>	62	<i>-10</i>
	FI	14	<i>11</i>	5	<i>3</i>	12	<i>-3</i>	69	<i>-11</i>
	SE	8	<i>7</i>	7	<i>5</i>	11	<i>-2</i>	74	<i>-10</i>
	UK	2	<i>-1</i>	5	<i>-1</i>	26	<i>3</i>	67	<i>-1</i>

QC1.5 Pour chacun des types de discrimination suivants, dites-moi si, selon vous, il s'agit de quelque chose de très répandu, plutôt répandu, plutôt rare ou très rare en (NOTRE PAYS). Des discriminations sur base ...






























De la religion ou des convictions

QC1.5 For each of the following types of discrimination, could you please tell me whether, in your opinion, it is very widespread, fairly widespread, fairly rare or very rare in (OUR COUNTRY)? Discrimination on the basis...

Religion or beliefs

QC1.5 Bitte sagen Sie mir für jede der folgenden Arten von Diskriminierung, ob sie in (UNSEREM LAND) Ihrer Meinung nach sehr verbreitet, ziemlich verbreitet, ziemlich selten oder sehr selten ist. Wie ist das mit Diskriminierung aufgrund ...?

Der Religion oder des Glaubens

	%	Très répandu Very widespread Sehr verbreitet		Plutôt répandu Fairly widespread Ziemlich verbreitet		Plutôt rare Fairly rare Ziemlich selten		Très rare Very rare Sehr selten	
		EB	Diff.	EB	Diff.	EB	Diff.	EB	Diff.
		83.4	EB 77.4	83.4	EB 77.4	83.4	EB 77.4	83.4	EB 77.4
 EU 28		14	6	36	5	27	-8	14	-2
 BE		24	9	43	-2	20	-8	10	-1
 BG		7	5	20	9	27	-2	21	-3
 CZ		3	2	14	5	34	-9	35	-2
 DK		20	10	43	-1	23	-12	9	1
 DE		8	3	40	11	28	-14	17	-2
 EE		3	1	15	3	24	-16	21	-5
 IE		10	9	31	19	27	-6	22	-13
 EL		13	5	34	5	33	-6	17	-2
 ES		7	1	36	10	31	-10	16	-7
 FR		31	11	45	-1	15	-9	5	1
 HR		11		30		36		15	
 IT		10	2	37	0	35	2	11	-1
 CY		17	5	37	1	19	-9	15	0
 LV		3	2	11	2	21	-2	25	-4
 LT		3	0	14	3	26	-11	31	3
 LU		7	1	30	5	26	-18	25	6
 HU		9	4	20	0	25	-6	24	-4
 MT		15	10	30	9	31	-1	14	-12
 NL		20	10	46	5	23	-13	8	-3
 AT		12	6	39	9	29	-6	10	-9
 PL		7	3	20	3	28	-11	19	1
 PT		5	2	27	4	39	1	18	-5
 RO		14	10	23	9	26	1	18	-7
 SI		4	1	25	2	36	2	24	-5
 SK		4	3	11	0	36	-6	32	-2
 FI		4	1	31	5	41	-14	17	4
 SE		18	8	49	1	24	-9	6	-1
 UK		22	11	46	7	25	-10	4	-5

QC1.5 Pour chacun des types de discrimination suivants, dites-moi si, selon vous, il s'agit de quelque chose de très répandu, plutôt répandu, plutôt rare ou très rare en (NOTRE PAYS). Des discriminations sur base ...






























De la religion ou des convictions

QC1.5 For each of the following types of discrimination, could you please tell me whether, in your opinion, it is very widespread, fairly widespread, fairly rare or very rare in (OUR COUNTRY)? Discrimination on the basis of...

Religion or beliefs

QC1.5 Bitte sagen Sie mir für jede der folgenden Arten von Diskriminierung, ob sie in (UNSEREM LAND) Ihrer Meinung nach sehr verbreitet, ziemlich verbreitet, ziemlich selten oder sehr selten ist. Wie ist das mit Diskriminierung aufgrund ...?

Der Religion oder des Glaubens






























%		Inexistant (SPONTANE) Non-existent (SPONTANEOUS) Existiert nicht (SPONTAN)		NSP		Total 'Répandu' Total 'Widespread' Gesamt 'Weit verbreitet'		Total 'Rare' Total 'Rare' Gesamt 'Selten'	
		EB	Diff. EB	EB	Diff. EB	EB	Diff. EB	EB	Diff. EB
		83.4	77.4	83.4	77.4	83.4	77.4	83.4	77.4
	EU 28	6	1	3	-2	50	11	41	-10
	BE	1	1	2	1	67	7	30	-9
	BG	17	-7	8	-2	27	14	48	-5
	CZ	10	3	4	1	17	7	69	-11
	DK	3	2	2	0	63	9	32	-11
	DE	5	3	2	-1	48	14	45	-16
	EE	22	9	15	8	18	4	45	-21
	IE	7	-4	3	-5	41	28	49	-19
	EL	3	-1	0	-1	47	10	50	-8
	ES	6	5	4	1	43	11	47	-17
	FR	1	1	3	-3	76	10	20	-8
	HR	4		4		41		51	
	IT	4	-1	3	-2	47	2	46	1
	CY	9	1	3	2	54	6	34	-9
	LV	31	-1	9	3	14	4	46	-6
	LT	21	6	5	-1	17	3	57	-8
	LU	6	4	6	2	37	6	51	-12
	HU	17	5	5	1	29	4	49	-10
	MT	6	-6	4	0	45	19	45	-13
	NL	0	0	3	1	66	15	31	-16
	AT	7	0	3	0	51	15	39	-15
	PL	22	8	4	-4	27	6	47	-10
	PT	8	1	3	-3	32	6	57	-4
	RO	12	-9	7	-4	37	19	44	-6
	SI	7	-1	4	1	29	3	60	-3
	SK	13	3	4	2	15	3	68	-8
	FI	4	3	3	1	35	6	58	-10
	SE	1	1	2	0	67	9	30	-10
	UK	0	-1	3	-2	68	18	29	-15

QC1.6 Pour chacun des types de discrimination suivants, dites-moi si, selon vous, il s'agit de quelque chose de très répandu, plutôt répandu, plutôt rare ou très rare en (NOTRE PAYS). Des discriminations sur base ...

D'un handicap

QC1.6 For each of the following types of discrimination, could you please tell me whether, in your opinion, it is very widespread, fairly widespread, fairly rare or very rare
Disability

QC1.6 Bitte sagen Sie mir für jede der folgenden Arten von Diskriminierung, ob sie in (UNSEREM LAND) Ihrer Meinung nach sehr verbreitet, ziemlich verbreitet, einer Behinderung

	%	Très répandu Very widespread Sehr verbreitet		Plutôt répandu Fairly widespread Ziemlich verbreitet		Plutôt rare Fairly rare Ziemlich selten		Très rare Very rare Sehr selten	
		EB	Diff.	EB	Diff.	EB	Diff.	EB	Diff.
		83.4	77.4	83.4	77.4	83.4	77.4	83.4	77.4
 EU 28		13	3	37	1	29	-5	13	0
 BE		13	4	39	3	32	-6	12	-3
 BG		17	10	37	4	23	-1	11	-5
 CZ		7	-5	31	-6	42	6	15	4
 DK		8	2	29	1	36	-10	19	2
 DE		8	3	31	2	35	-6	19	-2
 EE		6	-1	37	-4	20	-9	14	0
 IE		8	5	32	14	30	-3	22	-9
 EL		18	7	38	-4	26	-1	15	0
 ES		8	0	41	9	24	-15	16	-4
 FR		22	5	47	-2	21	-5	6	1
 HR		12		35		27		17	
 IT		12	0	40	-2	33	6	10	0
 CY		14	0	37	-9	21	0	14	2
 LV		11	2	32	-9	21	-3	15	3
 LT		10	3	34	-4	28	-2	16	1
 LU		6	1	25	-1	29	-13	25	5
 HU		15	3	39	-3	24	-4	13	0
 MT		9	6	28	8	36	3	18	-13
 NL		12	2	41	0	30	-4	14	2
 AT		7	2	36	7	33	-8	13	-3
 PL		7	0	22	-8	30	-6	19	8
 PT		17	6	48	4	24	-4	5	-6
 RO		20	10	36	3	20	0	11	-5
 SI		8	2	34	1	30	-4	20	0
 SK		8	-1	31	-5	40	1	13	2
 FI		8	1	39	4	35	-10	13	3
 SE		12	0	44	4	31	-8	9	2
 UK		16	6	41	8	33	-8	8	-3

QC1.6 Pour chacun des types de discrimination suivants, dites-moi si, selon vous, il s'agit de quelque chose de très répandu, plutôt répandu, plutôt rare ou très rare en (NOTRE PAYS). Des discriminations sur base ...

D'un handicap

QC1.6 For each of the following types of discrimination, could you please tell me whether, in your opinion, it is very widespread, fairly widespread, fairly rare or very rare in (OUR COUNTRY)? Discrimination on the basis of...

Disability

QC1.6 Bitte sagen Sie mir für jede der folgenden Arten von Diskriminierung, ob sie in (UNSEREM LAND) Ihrer Meinung nach sehr verbreitet, ziemlich verbreitet, ziemlich selten oder sehr selten ist. Wie ist das mit Diskriminierung aufgrund ...? Einer Behinderung

%		Inexistant (SPONTANE) Non-existent (SPONTANEOUS) Existiert nicht (SPONTAN)		NSP		Total 'Répandu' Total 'Widespread' Gesamt 'Weit verbreitet'		Total 'Rare' Total 'Rare' Gesamt 'Selten'	
		EB	Diff. EB	EB	Diff. EB	EB	Diff. EB	EB	Diff. EB
		83.4	77.4	83.4	77.4	83.4	77.4	83.4	77.4
	EU 28	5	2	3	-1	50	4	42	-5
	BE	2	1	2	1	52	7	44	-9
	BG	5	-3	7	-5	54	14	34	-6
	CZ	3	2	2	-1	38	-11	57	10
	DK	5	4	3	1	37	3	55	-8
	DE	4	3	3	0	39	5	54	-8
	EE	12	8	11	6	43	-5	34	-9
	IE	5	-2	3	-5	40	19	52	-12
	EL	3	-1	0	-1	56	3	41	-1
	ES	8	8	3	2	49	9	40	-19
	FR	1	1	3	0	69	3	27	-4
	HR	5		4		47		44	
	IT	3	-1	2	-3	52	-2	43	6
	CY	10	4	4	3	51	-9	35	2
	LV	12	5	9	2	43	-7	36	0
	LT	9	5	3	-3	44	-1	44	-1
	LU	10	7	5	1	31	0	54	-8
	HU	6	4	3	0	54	0	37	-4
	MT	5	-5	4	1	37	14	54	-10
	NL	0	0	3	0	53	2	44	-2
	AT	8	1	3	1	43	9	46	-11
	PL	17	7	5	-1	29	-8	49	2
	PT	4	2	2	-2	65	10	29	-10
	RO	6	-3	7	-5	56	13	31	-5
	SI	5	0	3	1	42	3	50	-4
	SK	4	3	4	0	39	-6	53	3
	FI	3	2	2	0	47	5	48	-7
	SE	1	1	3	1	56	4	40	-6
	UK	0	0	2	-3	57	14	41	-11

QC1.7 Pour chacun des types de discrimination suivants, dites-moi si, selon vous, il s'agit de quelque chose de très répandu, plutôt répandu, plutôt rare ou très rare en (NOTRE PAYS). Des discriminations sur base ...






























De l'identité sexuelle (être transgenre ou transsexuel)

QC1.7 For each of the following types of discrimination, could you please tell me whether, in your opinion, it is very widespread, fairly widespread, fairly rare or very rare in (OUR COUNTRY)? Discrimination on the basis of...

Gender identity (being transgender or transsexual)

QC1.7 Bitte sagen Sie mir für jede der folgenden Arten von Diskriminierung, ob sie in (UNSEREM LAND) Ihrer Meinung nach sehr verbreitet, ziemlich verbreitet, ziemlich selten oder sehr selten ist. Wie ist das mit Diskriminierung aufgrund ...?

Der Geschlechtsidentität (weil jemand Transgender oder transsexuell ist)

%		Très répandu Very widespread Sehr verbreitet		Plutôt répandu Fairly widespread Ziemlich verbreitet		Plutôt rare Fairly rare Ziemlich selten		Très rare Very rare Sehr selten	
		EB	Diff.	EB	Diff.	EB	Diff.	EB	Diff.
		83.4	EB 77.4	83.4	EB 77.4	83.4	EB 77.4	83.4	EB 77.4
	EU 28	19	7	37	4	19	-9	9	-2
	BE	15	4	40	6	26	-9	11	-4
	BG	15	11	16	4	16	-1	16	1
	CZ	5	1	21	2	33	-6	22	2
	DK	12	4	35	5	24	-16	15	1
	DE	11	2	40	12	22	-12	11	-4
	EE	7	2	17	0	14	-15	14	-9
	IE	15	10	32	17	21	-6	16	-10
	EL	30	6	43	3	15	-6	7	-2
	ES	22	9	44	4	14	-14	7	-4
	FR	26	9	36	0	19	-10	5	0
	HR	18		31		21		12	
	IT	28	11	43	-4	15	-3	6	-1
	CY	39	7	40	-4	7	-7	5	1
	LV	6	3	15	1	15	-4	17	-6
	LT	20	12	26	4	15	-11	15	-3
	LU	11	5	23	-6	17	-18	19	5
	HU	14	5	26	1	23	-1	18	-5
	MT	18	3	40	4	24	0	6	-6
	NL	20	6	36	0	19	-6	9	-1
	AT	20	14	38	7	19	-10	7	-8
	PL	17	8	27	1	18	-10	13	2
	PT	22	12	43	3	20	-4	4	-3
	RO	21	15	25	6	14	-2	12	-5
	SI	9	-1	28	-4	26	2	19	0
	SK	10	2	23	4	27	-2	18	-5
	FI	14	3	35	-5	27	-9	7	1
	SE	24	9	45	3	17	-15	6	0
	UK	20	10	40	9	24	-11	6	-3

QC1.7 Pour chacun des types de discrimination suivants, dites-moi si, selon vous, il s'agit de quelque chose de très répandu, plutôt répandu, plutôt rare ou très rare en (NOTRE PAYS). Des discriminations sur base ...






























De l'identité sexuelle (être transgenre ou transsexuel)

QC1.7 For each of the following types of discrimination, could you please tell me whether, in your opinion, it is very widespread, fairly widespread, fairly rare or very rare in (OUR COUNTRY)? Discrimination on the basis of...

Gender identity (being transgender or transsexual)

QC1.7 Bitte sagen Sie mir für jede der folgenden Arten von Diskriminierung, ob sie in (UNSEREM LAND) Ihrer Meinung nach sehr verbreitet, ziemlich verbreitet, ziemlich selten oder sehr selten ist. Wie ist das mit Diskriminierung aufgrund ...?

Der Geschlechtsidentität (weil jemand Transgender oder transsexuell ist)

%		Inexistant (SPONTANE) Non-existent (SPONTANEOUS) Existiert nicht (SPONTAN)		NSP		Total 'Répandu' Total 'Widespread' Gesamt 'Weit verbreitet'		Total 'Rare' Total 'Rare' Gesamt 'Selten'	
		EB	Diff. EB	EB	Diff. EB	EB	Diff. EB	EB	Diff. EB
		83.4	77.4	83.4	77.4	83.4	77.4	83.4	77.4
	 EU 28	4	1	12	-1	56	11	28	-11
	 BE	1	-1	7	4	55	10	37	-13
	 BG	10	-7	27	-8	31	15	32	0
	 CZ	5	0	14	1	26	3	55	-4
	 DK	4	3	10	3	47	9	39	-15
	 DE	3	1	13	1	51	14	33	-16
	 EE	15	4	33	18	24	2	28	-24
	 IE	4	-2	12	-9	47	27	37	-16
	 EL	2	0	3	-1	73	9	22	-8
	 ES	4	4	9	1	66	13	21	-18
	 FR	1	0	13	1	62	9	24	-10
	 HR	4		14		49		33	
	 IT	2	-1	6	-2	71	7	21	-4
	 CY	3	1	6	2	79	3	12	-6
	 LV	20	0	27	6	21	4	32	-10
	 LT	8	-1	16	-1	46	16	30	-14
	 LU	7	5	23	9	34	-1	36	-13
	 HU	8	3	11	-3	40	6	41	-6
	 MT	3	-1	9	0	58	7	30	-6
	 NL	1	0	15	1	56	6	28	-7
	 AT	4	-2	12	-1	58	21	26	-18
	 PL	14	4	11	-5	44	9	31	-8
	 PT	3	0	8	-8	65	15	24	-7
	 RO	5	-7	23	-7	46	21	26	-7
	 SI	4	-1	14	4	37	-5	45	2
	 SK	8	1	14	0	33	6	45	-7
	 FI	2	1	15	9	49	-2	34	-8
	 SE	0	0	8	3	69	12	23	-15
	 UK	1	0	9	-5	60	19	30	-14

QC1.8 Pour chacun des types de discrimination suivants, dites-moi si, selon vous, il s'agit de quelque chose de très répandu, plutôt répandu, plutôt rare ou très rare en (NOTRE PAYS). Des discriminations sur base ...






























Du sexe

QC1.8 For each of the following types of discrimination, could you please tell me whether, in your opinion, it is very widespread, fairly widespread, fairly rare or very rare in (OUR COUNTRY)? Discrimination on the basis of...

Gender

QC1.8 Bitte sagen Sie mir für jede der folgenden Arten von Diskriminierung, ob sie in (UNSEREM LAND) Ihrer Meinung nach sehr verbreitet, ziemlich verbreitet, ziemlich selten oder sehr selten ist. Wie ist das mit Diskriminierung aufgrund ...?

Des Geschlechts

%		Très répandu Very widespread Sehr verbreitet		Plutôt répandu Fairly widespread Ziemlich verbreitet		Plutôt rare Fairly rare Ziemlich selten		Très rare Very rare Sehr selten	
		EB	Diff.	EB	Diff.	EB	Diff.	EB	Diff.
		83.4	EB 77.4	83.4	EB 77.4	83.4	EB 77.4	83.4	EB 77.4
	EU 28	8	3	29	3	31	-7	19	-1
	BE	8	3	29	5	36	-8	20	-3
	BG	4	2	15	3	26	-5	25	1
	CZ	4	-1	24	-2	36	-10	27	9
	DK	3	2	16	-1	29	-17	31	-2
	DE	3	0	22	7	31	-8	30	-5
	EE	3	0	25	-2	23	-15	16	-4
	IE	5	3	23	12	29	-3	28	-3
	EL	7	3	25	6	31	-4	27	-1
	ES	7	1	34	2	26	-13	20	-1
	FR	13	4	40	1	28	-7	12	2
	HR	11		28		33		19	
	IT	8	-1	33	-2	34	4	12	-1
	CY	7	3	29	-5	18	-13	21	2
	LV	3	0	16	-2	23	-5	22	-2
	LT	5	2	20	-2	27	-9	25	1
	LU	4	1	24	2	25	-21	28	7
	HU	11	4	32	-5	27	-3	15	-3
	MT	9	4	24	6	32	-4	20	-4
	NL	7	4	29	6	34	-12	24	0
	AT	6	3	21	3	31	-1	22	-4
	PL	4	1	15	-3	23	-17	23	6
	PT	6	3	24	2	31	-3	22	-5
	RO	15	11	23	2	27	-1	19	0
	SI	6	3	24	3	29	-5	24	-7
	SK	5	0	19	-7	39	-4	27	8
	FI	2	0	22	-5	43	-5	22	3
	SE	13	6	40	2	31	-12	12	1
	UK	11	7	37	13	36	-10	12	-5

QC1.8 Pour chacun des types de discrimination suivants, dites-moi si, selon vous, il s'agit de quelque chose de très répandu, plutôt répandu, plutôt rare ou très rare en (NOTRE PAYS). Des discriminations sur base ...






























Du sexe

QC1.8 For each of the following types of discrimination, could you please tell me whether, in your opinion, it is very widespread, fairly widespread, fairly rare or very rare in (OUR COUNTRY)? Discrimination on the basis of...

Gender

QC1.8 Bitte sagen Sie mir für jede der folgenden Arten von Diskriminierung, ob sie in (UNSEREM LAND) Ihrer Meinung nach sehr verbreitet, ziemlich verbreitet, ziemlich selten oder sehr selten ist. Wie ist das mit Diskriminierung aufgrund ...?





























Des Geschlechts

%		Inexistant (SPONTANÉ) Non-existent (SPONTANEOUS) Existiert nicht (SPONTAN)		NSP		Total 'Répandu'		Total 'Rare'	
		EB 83.4	Diff. EB 77.4	EB 83.4	Diff. EB 77.4	Total 'Widespread'		Total 'Rare'	
						EB 83.4	Diff. EB 77.4	EB 83.4	Diff. EB 77.4
	EU 28	9	3	4	-1	37	6	50	-8
	BE	4	1	3	2	37	8	56	-11
	BG	22	1	8	-2	19	5	51	-4
	CZ	6	4	3	0	28	-3	63	-1
	DK	17	15	4	3	19	1	60	-19
	DE	11	6	3	0	25	7	61	-13
	EE	20	13	13	8	28	-2	39	-19
	IE	12	1	3	-10	28	15	57	-6
	EL	9	-4	1	0	32	9	58	-5
	ES	9	9	4	2	41	3	46	-14
	FR	2	1	5	-1	53	5	40	-5
	HR	5		4		39		52	
	IT	10	2	3	-2	41	-3	46	3
	CY	21	10	4	3	36	-2	39	-11
	LV	27	7	9	2	19	-2	45	-7
	LT	17	9	6	-1	25	0	52	-8
	LU	14	9	5	2	28	3	53	-14
	HU	12	7	3	0	43	-1	42	-6
	MT	10	-2	5	0	33	10	52	-8
	NL	3	2	3	0	36	10	58	-12
	AT	17	-3	3	2	27	6	53	-5
	PL	30	15	5	-2	19	-2	46	-11
	PT	15	6	2	-3	30	5	53	-8
	RO	9	-4	7	-8	38	13	46	-1
	SI	12	3	5	3	30	6	53	-12
	SK	6	2	4	1	24	-7	66	4
	FI	8	5	3	2	24	-5	65	-2
	SE	1	1	3	2	53	8	43	-11
	UK	1	-1	3	-4	48	20	48	-15

QC2 Au cours des 12 derniers mois, vous êtes-vous personnellement senti(e) discriminé(e) ou harcelé(e) pour l'une ou plusieurs des raisons suivantes ? Veuillez me donner toutes les réponses qui s'appliquent. (PLUSIEURS REPONSES POSSIBLES)

QC2 In the past 12 months have you personally felt discriminated against or harassed on one or more of the following grounds? Please tell me all that apply. (MULTIPLE ANSWERS POSSIBLE)






























QC2 Haben Sie sich persönlich in den letzten 12 Monaten aus einem oder mehreren der folgenden Gründe diskriminiert oder belästigt gefühlt? Bitte nennen Sie mir alle zutreffenden Gründe. (MEHRFACHNENNUNGEN MÖGLICH)

%		L'origine ethnique		Le sexe		L'orientation sexuelle (être homosexuel, lesbienne ou bisexuel)		L'âge, avoir plus de 55 ans		L'âge, avoir moins de 30 ans	
		Ethnic origin		Gender		Sexual orientation (being gay, lesbian or bisexual)		Being over 55 years old		Being under 30 years old	
		Ethnische Herkunft		Geschlecht		Sexuelle Orientierung (weil man schwul, lesbisch oder bisexuell ist)		Weil man älter als 55 Jahre ist		Weil man jünger als 30 Jahre ist	
		EB 83.4	Diff. EB 77.4	EB 83.4	Diff. EB 77.4	EB 83.4	Diff. EB 77.4	EB 83.4	Diff. EB 77.4	EB 83.4	Diff. EB 77.4
	EU 28	3	0	4	1	2	0	5	1	2	0
	BE	4	-1	4	1	1	0	4	0	3	0
	BG	4	-1	2	0	0	-1	6	0	2	1
	CZ	3	1	5	2	1	0	8	-1	3	1
	DK	3	1	4	2	1	0	4	1	2	1
	DE	4	2	4	2	2	1	4	1	1	0
	EE	4	1	4	2	0	0	5	0	1	0
	IE	4	2	3	1	1	0	4	3	3	3
	EL	2	0	2	0	1	0	3	1	1	-1
	ES	3	0	3	0	1	1	4	1	1	0
	FR	3	-1	4	1	1	0	4	1	2	0
	HR	6		8		0		6		2	
	IT	3	0	5	0	4	-4	6	0	3	1
	CY	3	-1	5	3	0	0	3	-2	2	0
	LV	3	-1	2	0	1	0	4	-3	1	-2
	LT	1	0	2	-1	0	-1	5	-1	3	0
	LU	8	2	3	2	1	1	2	0	2	0
	HU	4	-1	6	0	2	-1	6	-1	3	1
	MT	0	0	4	3	1	0	1	0	1	1
	NL	2	-1	3	1	1	0	6	3	2	2
	AT	4	0	6	0	2	-1	7	-1	2	-1
	PL	1	0	3	0	1	-1	4	-1	2	1
	PT	3	1	2	1	1	0	6	2	1	0
	RO	4	1	3	-1	2	0	6	0	4	2
	SI	1	0	3	1	1	1	3	1	2	1
	SK	5	1	5	0	4	3	7	-3	4	2
	FI	2	0	5	3	1	0	5	0	3	2
	SE	2	1	11	6	1	1	6	1	3	1
	UK	6	1	5	3	1	0	4	1	3	1

QC2 Au cours des 12 derniers mois, vous êtes-vous personnellement senti(e) discriminé(e) ou harcelé(e) pour l'une ou plusieurs des raisons suivantes ? Veuillez me donner toutes les réponses qui s'appliquent. (PLUSIEURS REPONSES POSSIBLES)

QC2 In the past 12 months have you personally felt discriminated against or harassed on one or more of the following grounds? Please tell me all that apply. (MULTIPLE ANSWERS POSSIBLE)






























QC2 Haben Sie sich persönlich in den letzten 12 Monaten aus einem oder mehreren der folgenden Gründe diskriminiert oder belästigt gefühlt? Bitte nennen Sie mir alle zutreffenden Gründe. (MEHRFACHNENNUNGEN MÖGLICH)

	%	La religion ou les convictions		Un handicap		L'identité sexuelle (être transgenre ou transsexuel)		Pour une autre raison		Non		NSP	
		Religion or beliefs		Disability		Gender identity (being transgender or transsexual)		For another reason		No		DK	
		Religion oder Glauben		Behinderung		Geschlechtsidentität (weil man Transgender oder transsexuell ist)		Aus einem anderen Grund		Nein		WN	
		EB 83.4	Diff. EB 77.4	EB 83.4	Diff. EB 77.4	EB 83.4	Diff. EB 77.4	EB 83.4	Diff. EB 77.4	EB 83.4	Diff. EB 77.4	EB 83.4	Diff. EB 77.4
 EU 28		3	1	3	1	1	1	6	2	78	-4	1	-1
 BE		3	-1	3	1	2	1	4	-1	81	1	0	0
 BG		1	1	1	-1	0	0	3	0	80	-1	4	2
 CZ		1	0	3	1	0	0	8	7	69	-11	6	5
 DK		2	1	1	0	0	0	8	5	78	-11	2	2
 DE		4	2	2	0	0	0	5	1	82	-3	1	0
 EE		2	0	2	0	0	0	4	0	80	-3	2	0
 IE		4	3	2	1	1	1	6	3	74	-17	2	1
 EL		1	0	0	-1	0	-1	3	2	89	-1	0	0
 ES		1	0	1	0	0	0	5	-1	84	0	0	0
 FR		4	2	4	1	0	0	8	4	76	-6	1	0
 HR		4		2		1		11		65		2	
 IT		5	3	4	1	2	1	6	4	73	-1	1	-2
 CY		1	-1	1	-1	0	0	9	3	79	-1	0	0
 LV		1	1	2	-2	0	0	5	4	83	3	1	-1
 LT		1	0	3	-1	0	0	6	2	80	-1	1	0
 LU		3	1	2	0	0	0	14	6	71	-11	1	1
 HU		2	0	3	0	1	0	4	2	76	0	0	-2
 MT		2	0	0	-1	0	0	6	0	85	-4	1	1
 NL		3	1	3	0	0	0	6	0	78	-5	1	1
 AT		4	1	3	-3	1	-1	10	4	69	-7	2	1
 PL		1	0	2	0	1	1	4	1	80	-1	5	1
 PT		1	0	2	0	1	1	6	3	82	-5	1	0
 RO		3	0	3	0	1	0	12	9	71	-9	3	0
 SI		2	1	2	1	1	1	5	0	86	-2	1	1
 SK		2	1	3	-1	2	1	6	3	65	-11	8	7
 FI		3	1	2	0	1	1	5	-1	81	-3	1	1
 SE		2	1	2	0	0	0	5	-1	74	-8	1	1
 UK		4	1	4	1	0	0	4	0	77	-4	1	0

QC3 En (NOTRE PAYS), lorsqu'une entreprise cherche à embaucher quelqu'un et qu'elle a le choix entre deux candidats de compétences et de qualifications égales, quels sont, dans la liste suivante, tous les critères qui, selon vous, peuvent défavoriser un candidat ? (PLUSIEURS REPONSES POSSIBLES)

QC3 In (OUR COUNTRY) when a company wants to hire someone and has the choice between two candidates with equal skills and qualifications, which of the following criteria may, in your opinion, put one candidate at a disadvantage? (MULTIPLE ANSWERS POSSIBLE)






























QC3 Wenn ein Unternehmen in (UNSEREM LAND) jemanden einstellen möchte und dabei die Wahl hat zwischen zwei Bewerbern mit gleichen Fähigkeiten und gleicher Qualifikation, welche der folgenden Merkmale könnten sich Ihrer Meinung nach für einen der Bewerber nachteilig auswirken? (MEHRFACHNENNUNGEN MÖGLICH)

	%	Le nom du candidat		L'adresse du candidat		La façon de parler, l'accent du candidat		La couleur de peau ou l'origine ethnique du	
		The candidate's name		The candidate's address		The candidate's way of speaking, his or her accent		The candidate's skin colour or ethnic origin	
		EB	Diff. EB	EB	Diff. EB	EB	Diff. EB	EB	Diff. EB
		83.4	77.4	83.4	77.4	83.4	77.4	83.4	77.4
 EU 28		19	5	12	4	36	6	46	7
 BE		33	7	10	2	41	9	61	1
 BG		7	-1	2	-1	19	-5	38	-2
 CZ		5	1	8	2	38	13	58	10
 DK		41	6	15	1	46	3	56	3
 DE		24	11	16	5	39	7	56	11
 EE		7	2	5	1	27	3	35	11
 IE		13	4	33	-1	36	-7	30	2
 EL		6	2	3	0	33	-3	39	-4
 ES		8	3	8	2	23	0	45	5
 FR		46	1	26	9	53	6	66	4
 HR		24		6		21		29	
 IT		6	0	4	-2	29	4	37	11
 CY		7	-1	2	0	36	2	38	-8
 LV		2	0	4	1	25	10	24	11
 LT		4	3	3	1	24	5	20	7
 LU		21	4	16	9	41	9	43	4
 HU		8	1	5	-4	23	0	52	-12
 MT		11	1	14	5	33	9	48	5
 NL		47	24	20	10	66	23	72	20
 AT		17	-1	9	1	42	-3	58	5
 PL		4	2	4	1	17	4	25	6
 PT		4	0	9	3	19	4	44	12
 RO		6	0	5	0	32	3	31	9
 SI		25	1	10	1	20	-7	29	-3
 SK		5	-2	3	-3	23	5	47	3
 FI		24	14	5	1	37	8	66	6
 SE		60	-3	20	0	72	2	69	13
 UK		12	6	10	3	36	11	31	9

QC3 En (NOTRE PAYS), lorsqu'une entreprise cherche à embaucher quelqu'un et qu'elle a le choix entre deux candidats de compétences et de qualifications égales, quels sont, dans la liste suivante, tous les critères qui, selon vous, peuvent défavoriser un candidat ? (PLUSIEURS REPONSES POSSIBLES)

QC3 In (OUR COUNTRY) when a company wants to hire someone and has the choice between two candidates with equal skills and qualifications, which of the following criteria may, in your opinion, put one candidate at a disadvantage? (MULTIPLE ANSWERS POSSIBLE)






























QC3 Wenn ein Unternehmen in (UNSEREM LAND) jemanden einstellen möchte und dabei die Wahl hat zwischen zwei Bewerbern mit gleichen Fähigkeiten und gleicher Qualifikation, welche der folgenden Merkmale könnten sich Ihrer Meinung nach für einen der Bewerber nachteilig auswirken? (MEHRFACHNENNUNGEN MÖGLICH)

	%	Le sexe du candidat (homme ou femme)		L'identité sexuelle du candidat (être transgenre ou transsexuel)		L'orientation sexuelle du candidat (être homosexuel, lesbienne ou bisexuel)		L'âge du candidat, si il ou elle a plus de 55 ans	
		The candidate's gender (male or female)		The candidate's gender identity (being transgender or transsexual)		The candidate's sexual orientation (being gay, lesbian or bisexual)		The candidate's age, if he or she is over 55 years old	
		Das Geschlecht des Bewerbers (männlich oder weiblich)		Die Geschlechtsidentität des Bewerbers (weil man Transgender oder transsexuell ist)		Die sexuelle Orientierung des Bewerbers (weil man schwul, lesbisch oder bisexuell ist)		Das Alter des Bewerbers, wenn er bzw. sie über 55 Jahre alt ist	
		EB	Diff. EB	EB	Diff. EB	EB	Diff. EB	EB	Diff. EB
		83.4	77.4	83.4	77.4	83.4	77.4	83.4	77.4
 EU 28		27	5	34	15	28	9	56	2
 BE		24	4	38	14	29	8	59	1
 BG		17	-1	23	13	26	12	59	-8
 CZ		40	12	25	17	19	9	66	0
 DK		30	0	43	16	27	8	55	-3
 DE		28	3	37	16	31	14	61	-4
 EE		30	10	25	9	22	6	56	2
 IE		22	5	26	16	19	9	46	1
 EL		23	2	44	11	38	3	60	6
 ES		29	3	44	16	31	8	67	1
 FR		31	8	33	16	27	10	64	3
 HR		29		29		32		41	
 IT		22	3	36	17	33	10	40	8
 CY		28	4	55	11	58	4	69	-3
 LV		20	7	17	11	18	8	64	3
 LT		23	4	28	14	30	9	63	8
 LU		34	12	29	12	25	10	67	11
 HU		32	1	18	0	16	-4	62	-7
 MT		28	4	40	9	34	-1	54	5
 NL		41	14	53	25	38	14	78	15
 AT		32	3	45	15	35	10	57	1
 PL		22	0	23	11	23	7	46	-4
 PT		19	4	33	19	37	11	58	11
 RO		28	4	20	10	27	12	52	2
 SI		39	10	26	4	28	3	62	-4
 SK		28	-4	24	8	26	4	52	-10
 FI		40	13	46	14	35	3	69	12
 SE		49	11	53	20	35	7	66	5
 UK		21	8	24	11	18	8	42	6

QC3 En (NOTRE PAYS), lorsqu'une entreprise cherche à embaucher quelqu'un et qu'elle a le choix entre deux candidats de compétences et de qualifications égales, quels sont, dans la liste suivante, tous les critères qui, selon vous, peuvent défavoriser un candidat ? (PLUSIEURS REPONSES POSSIBLES)

QC3 In (OUR COUNTRY) when a company wants to hire someone and has the choice between two candidates with equal skills and qualifications, which of the following criteria may, in your opinion, put one candidate at a disadvantage? (MULTIPLE ANSWERS POSSIBLE)






























QC3 Wenn ein Unternehmen in (UNSEREM LAND) jemanden einstellen möchte und dabei die Wahl hat zwischen zwei Bewerbern mit gleichen Fähigkeiten und gleicher Qualifikation, welche der folgenden Merkmale könnten sich Ihrer Meinung nach für einen der Bewerber nachteilig auswirken? (MEHRFACHNENNUNGEN MÖGLICH)

	%	L'âge du candidat, si il ou elle a moins de 30 ans The candidate's age, if he or she is under 30 years old Das Alter des Bewerbers, wenn er bzw. sie unter 30		Un handicap A disability Eine Behinderung		L'expression d'une conviction religieuse (p. ex. le port d'un signe religieux visible) The expression of a religious belief (e.g. wearing a visible religious symbol) Der Ausdruck einer religiösen Überzeugung (z. B. das Tragen sichtbarer religiöser Symbole)		Le look (sa façon de s'habiller ou de se présenter) du candidat The candidate's look (manner of dress or presentation) Das Aussehen des Bewerbers (Kleidungsstil oder Auftreten)	
		EB 83.4	Diff. EB 77.4	EB 83.4	Diff. EB 77.4	EB 83.4	Diff. EB 77.4	EB 83.4	Diff. EB 77.4
 EU 28		16	3	46	6	33	10	52	7
 BE		18	1	52	7	55	7	58	7
 BG		16	5	49	9	22	5	35	4
 CZ		19	5	57	7	24	17	50	10
 DK		18	1	54	6	59	8	68	7
 DE		12	2	50	7	50	8	57	-2
 EE		16	3	52	11	21	8	38	12
 IE		14	8	40	19	24	4	44	7
 EL		15	1	49	1	19	2	47	0
 ES		21	6	47	9	27	9	59	8
 FR		20	2	54	7	50	16	70	10
 HR		12		32		20		29	
 IT		12	2	33	7	16	10	41	13
 CY		18	9	58	7	25	11	53	-4
 LV		18	3	49	6	10	4	40	12
 LT		18	0	52	10	13	6	40	7
 LU		20	9	48	10	38	13	72	13
 HU		15	2	45	-5	8	-2	41	-4
 MT		21	15	46	21	33	11	61	3
 NL		25	10	70	16	74	24	77	18
 AT		13	-2	48	1	51	8	57	-3
 PL		13	2	34	-5	13	4	34	7
 PT		11	1	49	8	15	7	49	12
 RO		21	10	38	5	14	9	38	3
 SI		17	3	58	4	27	-3	34	-8
 SK		14	1	39	-3	12	7	36	2
 FI		15	1	69	18	49	25	56	6
 SE		25	5	69	10	66	15	67	3
 UK		16	4	37	4	27	12	48	12

QC3 En (NOTRE PAYS), lorsqu'une entreprise cherche à embaucher quelqu'un et qu'elle a le choix entre deux candidats de compétences et de qualifications égales, quels sont, dans la liste suivante, tous les critères qui, selon vous, peuvent défavoriser un candidat ? (PLUSIEURS REPONSES POSSIBLES)

QC3 In (OUR COUNTRY) when a company wants to hire someone and has the choice between two candidates with equal skills and qualifications, which of the following criteria may, in your opinion, put one candidate at a disadvantage? (MULTIPLE ANSWERS POSSIBLE)

QC3 Wenn ein Unternehmen in (UNSEREM LAND) jemanden einstellen möchte und dabei die Wahl hat zwischen zwei Bewerbern mit gleichen Fähigkeiten und gleicher Qualifikation, welche der folgenden Merkmale könnten sich Ihrer Meinung nach für einen der Bewerber nachteilig auswirken? (MEHRFACHNENNUNGEN MÖGLICH)

		L'apparence physique générale du candidat (taille, poids, visage, etc.)		Autre (SPONTANE)		Aucun (SPONTANE)		NSP	
		The candidate's physical general appearance (size, weight, face, etc.)		Other (SPONTANEOUS)		None (SPONTANEOUS)		DK	
		Die allgemeine physische Erscheinung des Bewerbers (Größe, Gewicht, Gesicht etc.)		Sonstiges (SPONTAN)		Nichts davon (SPONTAN)		WN	
%		EB	Diff. EB	EB	Diff. EB	EB	Diff. EB	EB	Diff. EB
		83.4	77.4	83.4	77.4	83.4	77.4	83.4	77.4
	EU 28	45	8	2	1	4	0	4	-2
	BE	46	1	1	-1	1	0	2	1
	BG	21	3	2	1	3	-1	7	-1
	CZ	48	7	1	1	2	-2	4	0
	DK	57	3	3	2	3	-2	3	-1
	DE	48	3	1	1	5	2	2	-2
	EE	38	12	3	1	6	-1	8	2
	IE	40	9	2	1	3	-3	8	0
	EL	49	7	8	5	1	-2	3	2
	ES	49	4	3	2	3	1	3	-1
	FR	58	5	1	1	1	0	3	1
	HR	26		7		3		7	
	IT	31	9	4	1	3	-4	5	0
	CY	53	3	2	-1	1	0	1	1
	LV	26	12	5	4	3	-4	8	3
	LT	34	2	2	-1	3	-4	5	-1
	LU	52	11	5	2	2	-2	5	2
	HU	34	-9	2	1	6	3	3	0
	MT	49	11	2	0	2	0	6	1
	NL	60	16	1	0	1	-1	0	-2
	AT	51	7	3	-1	2	-2	3	1
	PL	41	11	1	1	6	0	10	-2
	PT	51	19	1	0	4	1	7	-1
	RO	38	8	3	1	3	-3	9	-4
	SI	33	-4	7	2	2	-2	6	4
	SK	38	2	3	2	4	2	6	4
	FI	61	18	2	1	2	0	2	2
	SE	59	12	3	2	2	1	1	-1
	UK	42	16	2	0	8	0	6	-5

QC4.1 Et sur une échelle de 1 à 10, pourriez-vous me dire ce que vous ressentiriez si une personne appartenant à chacune des catégories suivantes était élue au plus haut poste politique en (NOTRE PAYS). '1' signifie que vous seriez "très mal à l'aise" et '10' que vous vous sentiriez "tout à fait à l'aise".






























Une femme

QC4.1 And using a scale from 1 to 10, please tell me how you would feel about having a person from each of the following groups in the highest elected political position in (OUR COUNTRY). '1' means that you would feel "not at all comfortable" and '10' that you would feel "totally comfortable".

A woman

QC4.1 Bitte sagen Sie mir anhand einer Skala von 1 bis 10, wie Sie sich fühlen würden, wenn eine der Personen auf der folgenden Liste in (UNSEREM LAND) in das höchste politische Amt gewählt würde. '1' bedeutet, dass Sie sich damit "überhaupt nicht wohl fühlen würden" und '10' bedeutet, dass Sie sich damit "vollkommen wohl fühlen würden".

Eine Frau

		1 Très mal à l'aise		2		3		4	
		1 Not at all comfortable		2		3		4	
		1 Würde mich überhaupt nicht wohl fühlen		2		3		4	
%		EB 83.4	Diff. EB 77.4	EB 83.4	Diff. EB 77.4	EB 83.4	Diff. EB 77.4	EB 83.4	Diff. EB 77.4
	EU 28	1	0	0	-1	1	0	1	-1
	BE	0	-1	0	-1	0	-1	0	-3
	BG	1	0	0	-1	1	0	1	-1
	CZ	1	0	0	-1	1	0	1	-1
	DK	1	0	0	0	0	-1	0	0
	DE	0	-1	0	0	1	0	1	0
	EE	1	-1	0	0	1	0	0	-2
	IE	0	-1	0	0	0	0	0	0
	EL	2	0	0	-1	1	-1	1	-1
	ES	1	1	0	0	0	0	0	-1
	FR	1	0	0	0	0	-1	0	-1
	HR	1		0		1		1	
	IT	1	0	0	-1	1	-2	1	-3
	CY	3	-1	1	0	2	2	1	-1
	LV	2	1	0	-1	0	-1	1	0
	LT	2	1	1	1	0	0	1	0
	LU	1	0	0	0	0	0	0	0
	HU	2	1	1	0	1	-1	2	-1
	MT	1	-1	0	0	0	-1	0	-1
	NL	0	0	0	0	0	0	0	0
	AT	2	2	0	-1	1	-1	2	-2
	PL	2	1	1	1	1	-1	1	0
	PT	1	0	0	-1	1	0	1	-1
	RO	4	1	1	-1	2	0	2	0
	SI	2	1	0	0	1	1	1	0
	SK	1	0	1	0	0	-1	1	-1
	FI	1	0	1	0	1	0	0	-1
	SE	0	0	0	0	0	0	0	0
	UK	2	0	0	0	0	-1	0	-1

QC4.1 Et sur une échelle de 1 à 10, pourriez-vous me dire ce que vous ressentiriez si une personne appartenant à chacune des catégories suivantes était élue au plus haut poste politique en (NOTRE PAYS). '1' signifie que vous seriez "très mal à l'aise" et '10' que vous vous sentiriez "tout à fait à l'aise".






























Une femme

QC4.1 And using a scale from 1 to 10, please tell me how you would feel about having a person from each of the following groups in the highest elected political position in (OUR COUNTRY). '1' means that you would feel "not at all comfortable" and '10' that you would feel "totally comfortable".

A woman

QC4.1 Bitte sagen Sie mir anhand einer Skala von 1 bis 10, wie Sie sich fühlen würden, wenn eine der Personen auf der folgenden Liste in (UNSEREM LAND) in das höchste politische Amt gewählt würde. '1' bedeutet, dass Sie sich damit "überhaupt nicht wohl fühlen würden" und '10' bedeutet, dass Sie sich damit "vollkommen wohl fühlen würden".

Eine Frau

		5		6		7		8	
		5	6	7	8	7	8	8	8
		5	6	7	8	7	8	8	8
%		EB 83.4	Diff. EB 77.4	EB 83.4	Diff. EB 77.4	EB 83.4	Diff. EB 77.4	EB 83.4	Diff. EB 77.4
	EU 28	3	-3	2	-2	4	-2	7	-4
	BE	2	-2	2	0	7	0	13	-1
	BG	3	-2	3	-2	5	-3	6	-2
	CZ	7	-2	3	-3	5	-3	6	-8
	DK	1	-1	0	-1	1	0	2	-1
	DE	3	-5	3	-1	3	-2	7	-4
	EE	4	-4	2	-2	2	-2	5	-6
	IE	1	0	2	1	3	1	5	0
	EL	4	-3	2	-1	4	-2	6	-7
	ES	1	-4	2	-1	4	-2	7	-3
	FR	3	-2	1	-1	3	-3	7	-3
	HR	3		3		5		9	
	IT	2	-6	3	-7	7	-3	11	-4
	CY	4	-1	2	0	3	-2	8	3
	LV	4	-4	1	-2	1	-2	3	-5
	LT	5	-3	2	-1	2	0	6	1
	LU	2	-2	1	0	2	0	3	-2
	HU	4	-3	3	-3	6	-1	8	-5
	MT	2	-2	0	-3	1	-6	4	-5
	NL	2	0	1	-3	4	-4	12	-3
	AT	4	-3	4	-3	5	-4	8	-5
	PL	2	-3	3	0	4	1	4	-3
	PT	3	-4	1	-7	4	-6	8	-13
	RO	5	-3	6	2	5	-3	6	-4
	SI	4	1	1	-1	1	-3	3	-3
	SK	11	1	4	-1	4	-8	10	-5
	FI	4	-2	2	-2	3	-3	5	-10
	SE	1	0	1	0	1	0	2	-2
	UK	3	-3	1	-1	2	-2	5	-2

QC4.1 Et sur une échelle de 1 à 10, pourriez-vous me dire ce que vous ressentiriez si une personne appartenant à chacune des catégories suivantes était élue au plus haut poste politique en (NOTRE PAYS). '1' signifie que vous seriez "très mal à l'aise" et '10' que vous vous sentiriez "tout à fait à l'aise".






























Une femme

QC4.1 And using a scale from 1 to 10, please tell me how you would feel about having a person from each of the following groups in the highest elected political position in (OUR COUNTRY). '1' means that you would feel "not at all comfortable" and '10' that you would feel "totally comfortable".

A woman

QC4.1 Bitte sagen Sie mir anhand einer Skala von 1 bis 10, wie Sie sich fühlen würden, wenn eine der Personen auf der folgenden Liste in (UNSEREM LAND) in das höchste politische Amt gewählt würde. '1' bedeutet, dass Sie sich damit "überhaupt nicht wohl fühlen würden" und '10' bedeutet, dass Sie sich damit "vollkommen wohl fühlen würden".

Eine Frau

		9	10 Tout à fait à l'aise	Indifférent (SPONTANE)		NSP		
		9	10 Totally comfortable	Indifferent (SPONTANEOUS)		DK		
		9	10 Würde mich vollkommen wohl fühlen	Ist mir egal (SPONTAN)		WN		
% EB		Diff. EB	EB	Diff. EB	EB	Diff. EB	EB	Diff. EB
		83.4	83.4	83.4	83.4	83.4	83.4	83.4
		77.4	77.4	77.4	77.4	77.4	77.4	77.4
 EU 28	7	-1	63	10	10	4	1	0
 BE	12	0	60	7	3	1	0	0
 BG	8	-1	60	9	9	0	4	2
 CZ	8	-4	56	17	12	5	0	-1
 DK	2	-1	75	-12	17	15	0	0
 DE	6	0	55	5	21	11	0	-1
 EE	3	-6	48	3	33	21	1	-1
 IE	4	-2	82	7	3	-3	0	-3
 EL	8	-8	68	21	2	1	0	0
 ES	7	-2	66	3	11	9	0	-1
 FR	7	-1	73	10	3	2	1	0
 HR	9		64		4		1	
 IT	13	4	50	17	11	5	1	0
 CY	7	2	66	-2	4	2	0	-1
 LV	3	-10	64	23	18	0	1	0
 LT	6	-4	63	-5	11	10	0	-1
 LU	2	-8	65	0	23	12	1	1
 HU	9	2	57	12	7	-1	1	1
 MT	5	-3	78	17	7	3	1	0
 NL	8	-3	69	12	4	2	0	0
 AT	6	-4	40	3	25	17	2	2
 PL	6	0	71	11	4	-6	1	0
 PT	10	-2	55	31	17	5	0	-2
 RO	6	-5	47	18	14	-4	2	-3
 SI	5	-1	70	-5	10	9	1	1
 SK	9	-3	42	5	16	12	1	1
 FI	8	-2	48	5	27	15	0	0
 SE	2	-1	92	2	2	1	0	0
 UK	4	-2	80	11	1	0	0	-2

QC4.1 Et sur une échelle de 1 à 10, pourriez-vous me dire ce que vous ressentiriez si une personne appartenant à chacune des catégories suivantes était élue au plus haut poste politique en (NOTRE PAYS). '1' signifie que vous seriez "très mal à l'aise" et '10' que vous vous sentiriez "tout à fait à l'aise".






























Une femme

QC4.1 And using a scale from 1 to 10, please tell me how you would feel about having a person from each of the following groups in the highest elected political position in (OUR COUNTRY). '1' means that you would feel "not at all comfortable" and '10' that you would feel "totally comfortable".

A woman

QC4.1 Bitte sagen Sie mir anhand einer Skala von 1 bis 10, wie Sie sich fühlen würden, wenn eine der Personen auf der folgenden Liste in (UNSEREM LAND) in das höchste politische Amt gewählt würde. '1' bedeutet, dass Sie sich damit "überhaupt nicht wohl fühlen würden" und '10' bedeutet, dass Sie sich damit "vollkommen wohl fühlen würden".

Eine Frau

	%	Total 'Mal à l'aise (1-4)'		Total 'Moyennement à l'aise (5-6)'		Total 'A l'aise (7-10)'		Moyenne/Average	
		Total 'Uncomfortable (1-4)'		Total 'Moderately comfortable (5-6)'		Total 'Comfortable (7-10)'		Average	
		Gesamt 'Unwohl' (1-4)		Gesamt 'Ziemlich wohl' (5-6)		Gesamt 'Wohl' (7-10)		Durchschnitt	
		EB 83.4	Diff. EB 77.4	EB 83.4	Diff. EB 77.4	EB 83.4	Diff. EB 77.4	EB 83.4	Diff. EB 77.4
 EU 28		3	-1	5	-5	82	3	0	0
 BE		1	-4	4	-3	92	6	0	0
 BG		2	-2	6	-3	79	3	0	0
 CZ		3	-1	10	-5	75	2	0	0
 DK		1	-1	1	-1	80	-14	0	0
 DE		2	-1	5	-8	71	-3	0	0
 EE		2	-2	6	-6	57	-13	0	0
 IE		1	0	2	0	94	5	0	0
 EL		6	0	7	-3	86	4	0	0
 ES		1	-1	3	-5	85	-3	0	0
 FR		2	-1	5	-3	90	2	0	0
 HR		3		7		86			
 IT		3	-5	5	-12	81	14	0	0
 CY		6	-1	6	-1	84	0	0	0
 LV		4	-1	5	-6	72	7	0	0
 LT		4	1	8	-2	77	-8	0	0
 LU		1	0	3	-1	71	-12	0	0
 HU		5	-1	7	-7	79	8	0	0
 MT		1	-3	2	-5	89	5	0	0
 NL		1	-1	2	-4	92	2	0	0
 AT		5	-3	8	-6	60	-9	0	0
 PL		5	1	6	-3	85	9	0	0
 PT		3	-2	4	-11	76	9	0	0
 RO		8	0	12	0	64	7	0	0
 SI		4	1	5	1	80	-11	0	0
 SK		3	-1	15	0	65	-11	0	0
 FI		3	0	6	-4	64	-11	0	0
 SE		1	0	1	-1	96	-1	0	0
 UK		3	-1	4	-4	91	5	0	0

QC4.1 Et sur une échelle de 1 à 10, pourriez-vous me dire ce que vous ressentiriez si une personne appartenant à chacune des catégories suivantes était élue au plus haut poste politique en (NOTRE PAYS). '1' signifie que vous seriez "très mal à l'aise" et '10' que vous vous sentiriez "tout à fait à l'aise".






























Une femme

QC4.1 And using a scale from 1 to 10, please tell me how you would feel about having a person from each of the following groups in the highest elected political position in (OUR COUNTRY). '1' means that you would feel "not at all comfortable" and '10' that you would feel "totally comfortable".

A woman

QC4.1 Bitte sagen Sie mir anhand einer Skala von 1 bis 10, wie Sie sich fühlen würden, wenn eine der Personen auf der folgenden Liste in (UNSEREM LAND) in das höchste politische Amt gewählt würde. '1' bedeutet, dass Sie sich damit "überhaupt nicht wohl fühlen würden" und '10' bedeutet, dass Sie sich damit "vollkommen wohl fühlen würden".

Eine Frau

		1 Très mal à l'aise		2		3		4	
		1 Not at all comfortable		2		3		4	
		1 Würde mich überhaupt nicht wohl fühlen		2		3		4	
%		EB 83.4	Diff. EB 77.4	EB 83.4	Diff. EB 77.4	EB 83.4	Diff. EB 77.4	EB 83.4	Diff. EB 77.4
	EU 28	12	2	3	-1	4	-1	3	-1
	BE	2	-1	1	0	2	-1	2	-1
	BG	44	16	5	-4	6	-1	3	-3
	CZ	18	7	5	0	8	1	5	-5
	DK	2	0	1	0	1	-1	2	1
	DE	8	-1	2	-1	5	-1	3	-1
	EE	26	3	4	-3	4	-3	3	-2
	IE	3	-1	1	-1	2	1	2	0
	EL	30	3	4	-6	6	-4	4	-2
	ES	3	0	1	0	2	-1	1	-2
	FR	7	0	2	-1	2	-2	2	-1
	HR	21		8		6		4	
	IT	7	-2	4	-1	5	-3	5	-3
	CY	42	-5	7	2	4	1	2	0
	LV	41	2	3	-6	4	-2	2	0
	LT	49	11	5	0	4	-2	2	-1
	LU	5	3	0	-1	1	-1	2	1
	HU	21	-1	4	-5	6	-5	6	-2
	MT	9	-1	4	0	3	-1	2	-3
	NL	1	-1	0	0	1	-1	1	0
	AT	14	3	4	0	4	-4	4	-4
	PL	24	8	4	-1	3	-3	4	0
	PT	9	3	4	-2	5	-3	5	-2
	RO	46	16	4	-3	4	-3	5	-1
	SI	19	1	4	-1	3	-4	4	1
	SK	28	-4	6	-2	8	-2	7	-3
	FI	9	-9	5	-2	5	-2	5	-1
	SE	2	0	0	-1	1	-1	1	-1
	UK	7	2	1	-2	2	-1	2	1

QC4.1 Et sur une échelle de 1 à 10, pourriez-vous me dire ce que vous ressentiriez si une personne appartenant à chacune des catégories suivantes était élue au plus haut poste politique en (NOTRE PAYS). '1' signifie que vous seriez "très mal à l'aise" et '10' que vous vous sentiriez "tout à fait à l'aise".






























Une femme

QC4.1 And using a scale from 1 to 10, please tell me how you would feel about having a person from each of the following groups in the highest elected political position in (OUR COUNTRY). '1' means that you would feel "not at all comfortable" and '10' that you would feel "totally comfortable".

A woman

QC4.1 Bitte sagen Sie mir anhand einer Skala von 1 bis 10, wie Sie sich fühlen würden, wenn eine der Personen auf der folgenden Liste in (UNSEREM LAND) in das höchste politische Amt gewählt würde. '1' bedeutet, dass Sie sich damit "überhaupt nicht wohl fühlen würden" und '10' bedeutet, dass Sie sich damit "vollkommen wohl fühlen würden".

Eine Frau

		5		6		7		8	
		5	6	7	8	7	8	8	8
		5	6	7	8	7	8	8	8
%		EB 83.4	Diff. EB 77.4	EB 83.4	Diff. EB 77.4	EB 83.4	Diff. EB 77.4	EB 83.4	Diff. EB 77.4
	EU 28	7	-4	4	-2	6	-1	8	0
	BE	6	-4	4	-2	9	0	18	4
	BG	7	1	3	-1	3	-1	2	-1
	CZ	15	-8	6	-2	6	-2	4	-2
	DK	2	-2	1	-1	1	-3	4	-1
	DE	10	-4	5	-1	6	0	8	-1
	EE	5	-3	2	-3	3	-1	2	-5
	IE	5	-1	3	-2	3	-3	6	0
	EL	8	-3	4	-1	6	0	6	0
	ES	4	-6	3	-4	6	0	9	-1
	FR	8	-2	4	0	6	-1	10	0
	HR	8		4		5		7	
	IT	8	-6	8	-4	10	-1	12	4
	CY	9	1	3	0	3	0	3	-1
	LV	7	-3	3	0	3	0	3	0
	LT	10	0	2	-1	2	-1	3	-1
	LU	3	-3	2	-1	3	-1	4	-6
	HU	10	-3	5	0	6	2	6	2
	MT	7	0	4	0	7	-2	7	-1
	NL	3	-3	3	-1	7	-5	12	-4
	AT	5	-6	6	-3	5	-6	7	-3
	PL	8	-2	6	2	6	1	4	-3
	PT	6	-8	3	-6	4	-5	4	-6
	RO	6	-1	4	1	3	0	3	0
	SI	8	-1	3	-1	4	-1	5	-2
	SK	14	-1	5	0	4	0	3	0
	FI	13	3	5	-2	4	-2	7	0
	SE	3	-2	1	-2	3	-2	5	-3
	UK	7	-3	3	-1	4	-1	6	-2

QC4.1 Et sur une échelle de 1 à 10, pourriez-vous me dire ce que vous ressentiriez si une personne appartenant à chacune des catégories suivantes était élue au plus haut poste politique en (NOTRE PAYS). '1' signifie que vous seriez "très mal à l'aise" et '10' que vous vous sentiriez "tout à fait à l'aise".






























Une femme

QC4.1 And using a scale from 1 to 10, please tell me how you would feel about having a person from each of the following groups in the highest elected political position in (OUR COUNTRY). '1' means that you would feel "not at all comfortable" and '10' that you would feel "totally comfortable".

A woman

QC4.1 Bitte sagen Sie mir anhand einer Skala von 1 bis 10, wie Sie sich fühlen würden, wenn eine der Personen auf der folgenden Liste in (UNSEREM LAND) in das höchste politische Amt gewählt würde. '1' bedeutet, dass Sie sich damit "überhaupt nicht wohl fühlen würden" und '10' bedeutet, dass Sie sich damit "vollkommen wohl fühlen würden".

Eine Frau

	%	9		10 Tout à fait à l'aise		Indifférent (SPONTANE)		NSP	
		EB	Diff. EB	EB	Diff. EB	EB	Diff. EB	EB	Diff. EB
		83.4	77.4	83.4	77.4	83.4	77.4	83.4	77.4
 EU 28		6	1	35	6	11	4	2	-1
 BE		10	0	43	6	3	1	0	0
 BG		2	0	7	0	11	-2	7	-4
 CZ		4	2	10	5	19	6	1	-1
 DK		4	-1	61	-10	19	17	1	0
 DE		6	1	21	-2	25	13	1	-1
 EE		3	-1	11	-1	31	19	5	0
 IE		5	-1	66	17	4	-5	0	-5
 EL		6	0	20	10	3	2	1	0
 ES		4	-5	50	7	14	11	2	0
 FR		7	1	45	5	5	2	2	0
 HR		7		21		6		3	
 IT		8	4	19	6	11	4	5	3
 CY		3	2	21	1	4	2	1	-1
 LV		2	0	12	7	16	1	2	-2
 LT		3	0	12	-2	8	5	1	-5
 LU		4	-7	51	2	24	12	2	2
 HU		4	3	18	8	11	1	2	-2
 MT		6	0	41	10	9	5	1	-6
 NL		7	-4	60	16	5	3	0	-1
 AT		5	0	19	6	24	16	4	2
 PL		3	0	34	11	4	-6	2	-3
 PT		7	3	30	22	21	8	2	-4
 RO		2	-2	8	3	8	-7	8	-3
 SI		3	-2	29	-4	15	13	2	0
 SK		2	0	4	2	19	12	2	-1
 FI		4	-2	16	3	27	14	1	0
 SE		3	-4	76	11	4	3	1	0
 UK		6	1	59	8	2	0	1	-2

QC4.1 Et sur une échelle de 1 à 10, pourriez-vous me dire ce que vous ressentiriez si une personne appartenant à chacune des catégories suivantes était élue au plus haut poste politique en (NOTRE PAYS). '1' signifie que vous seriez "très mal à l'aise" et '10' que vous vous sentiriez "tout à fait à l'aise".






























Une femme

QC4.1 And using a scale from 1 to 10, please tell me how you would feel about having a person from each of the following groups in the highest elected political position in (OUR COUNTRY). '1' means that you would feel "not at all comfortable" and '10' that you would feel "totally comfortable".

A woman

QC4.1 Bitte sagen Sie mir anhand einer Skala von 1 bis 10, wie Sie sich fühlen würden, wenn eine der Personen auf der folgenden Liste in (UNSEREM LAND) in das höchste politische Amt gewählt würde. '1' bedeutet, dass Sie sich damit "überhaupt nicht wohl fühlen würden" und '10' bedeutet, dass Sie sich damit "vollkommen wohl fühlen würden".

Eine Frau

	%	Total 'Mal à l'aise (1-4)'		Total 'Moyennement à l'aise (5-6)'		Total 'A l'aise (7-10)'		Moyenne/Average	
		Total 'Uncomfortable (1-4)'		Total 'Moderately comfortable (5-6)'		Total 'Comfortable (7-10)'		Average	
		Gesamt 'Unwohl' (1-4)		Gesamt 'Ziemlich wohl' (5-6)		Gesamt 'Wohl' (7-10)		Durchschnitt	
		EB	Diff. EB	EB	Diff. EB	EB	Diff. EB	EB	Diff. EB
		83.4	77.4	83.4	77.4	83.4	77.4	83.4	77.4
 EU 28		21	-3	12	-5	54	4	0	0
 BE		7	-4	9	-7	80	9	0	0
 BG		58	7	10	0	14	-1	0	0
 CZ		36	3	21	-10	24	3	0	0
 DK		7	1	4	-2	70	-14	0	0
 DE		18	-4	15	-5	41	-3	0	0
 EE		37	-5	8	-5	19	-9	0	0
 IE		8	0	8	-3	81	14	0	0
 EL		45	-8	12	-4	39	10	0	0
 ES		8	-3	7	-10	69	1	0	0
 FR		14	-4	11	-3	68	4	0	0
 HR		38		13		40			
 IT		21	-8	15	-11	49	12	0	0
 CY		55	-3	11	1	29	1	0	0
 LV		51	-5	10	-3	21	9	0	0
 LT		59	6	12	-1	20	-5	0	0
 LU		8	2	5	-4	62	-11	0	0
 HU		37	-13	15	-3	35	17	0	0
 MT		17	-6	11	0	61	6	0	0
 NL		3	-2	6	-3	85	2	0	0
 AT		27	-4	11	-9	35	-4	0	0
 PL		34	3	13	-2	46	7	0	0
 PT		22	-4	10	-13	45	13	0	0
 RO		59	9	10	1	15	0	0	0
 SI		30	-3	11	-2	42	-8	0	0
 SK		48	-11	19	-1	12	1	0	0
 FI		24	-14	17	0	31	0	0	0
 SE		4	-2	4	-4	87	2	0	0
 UK		12	0	10	-3	76	6	0	0

QC4.1 Et sur une échelle de 1 à 10, pourriez-vous me dire ce que vous ressentiriez si une personne appartenant à chacune des catégories suivantes était élue au plus haut poste politique en (NOTRE PAYS). '1' signifie que vous seriez "très mal à l'aise" et '10' que vous vous sentiriez "tout à fait à l'aise".






























Une femme

QC4.1 And using a scale from 1 to 10, please tell me how you would feel about having a person from each of the following groups in the highest elected political position in (OUR COUNTRY). '1' means that you would feel "not at all comfortable" and '10' that you would feel "totally comfortable".

A woman

QC4.1 Bitte sagen Sie mir anhand einer Skala von 1 bis 10, wie Sie sich fühlen würden, wenn eine der Personen auf der folgenden Liste in (UNSEREM LAND) in das höchste politische Amt gewählt würde. '1' bedeutet, dass Sie sich damit "überhaupt nicht wohl fühlen würden" und '10' bedeutet, dass Sie sich damit "vollkommen wohl fühlen würden".

Eine Frau

		1 Très mal à l'aise		2		3		4	
		1 Not at all comfortable		2		3		4	
		1 Würde mich überhaupt nicht wohl fühlen		2		3		4	
%		EB 83.4	Diff. EB 77.4	EB 83.4	Diff. EB 77.4	EB 83.4	Diff. EB 77.4	EB 83.4	Diff. EB 77.4
	EU 28	7	-1	3	-1	4	-2	4	-2
	BE	5	-6	3	-2	5	-3	6	-2
	BG	25	13	5	-1	7	-1	5	-4
	CZ	25	11	9	2	9	-3	10	-2
	DK	5	1	4	0	4	0	2	-1
	DE	7	-3	4	-1	6	-3	6	-1
	EE	11	2	4	-1	5	-3	4	-3
	IE	4	-1	2	-1	2	-2	2	-1
	EL	27	-1	7	-4	6	-5	5	-3
	ES	3	-1	1	-1	2	-2	2	-2
	FR	6	-2	2	-2	3	-3	3	-1
	HR	6		2		3		5	
	IT	5	0	3	-1	4	-2	6	-3
	CY	30	-21	5	-1	6	0	4	1
	LV	12	-2	3	-4	4	-4	4	-3
	LT	22	5	4	-1	6	0	4	-1
	LU	4	1	2	0	4	-1	3	-2
	HU	9	-3	4	-3	4	-6	7	-4
	MT	16	-1	8	2	6	-3	5	-5
	NL	3	-2	1	-2	3	-4	3	-1
	AT	10	-1	4	-2	5	-4	6	-4
	PL	10	6	3	1	3	-2	4	0
	PT	4	2	2	-2	2	-3	4	-1
	RO	12	1	3	-2	4	-2	3	-3
	SI	11	1	3	-1	3	-3	3	-2
	SK	10	-1	4	-3	7	-4	8	-1
	FI	8	-2	3	-5	6	-2	6	-4
	SE	2	0	1	-1	2	-2	2	-1
	UK	5	0	2	1	1	-2	2	-2

QC4.1 Et sur une échelle de 1 à 10, pourriez-vous me dire ce que vous ressentiriez si une personne appartenant à chacune des catégories suivantes était élue au plus haut poste politique en (NOTRE PAYS). '1' signifie que vous seriez "très mal à l'aise" et '10' que vous vous sentiriez "tout à fait à l'aise".






























Une femme

QC4.1 And using a scale from 1 to 10, please tell me how you would feel about having a person from each of the following groups in the highest elected political position in (OUR COUNTRY). '1' means that you would feel "not at all comfortable" and '10' that you would feel "totally comfortable".

A woman

QC4.1 Bitte sagen Sie mir anhand einer Skala von 1 bis 10, wie Sie sich fühlen würden, wenn eine der Personen auf der folgenden Liste in (UNSEREM LAND) in das höchste politische Amt gewählt würde. '1' bedeutet, dass Sie sich damit "überhaupt nicht wohl fühlen würden" und '10' bedeutet, dass Sie sich damit "vollkommen wohl fühlen würden".

Eine Frau

		5		6		7		8	
		5	6	7	8	7	8	8	8
		5	6	7	8	7	8	8	8
%		EB 83.4	Diff. EB 77.4	EB 83.4	Diff. EB 77.4	EB 83.4	Diff. EB 77.4	EB 83.4	Diff. EB 77.4
	EU 28	9	-4	7	-1	7	-2	9	0
	BE	10	-6	8	-1	15	3	15	5
	BG	9	-2	7	0	6	-3	5	-2
	CZ	15	-4	6	-3	4	-4	4	-2
	DK	7	0	4	0	4	-3	7	-1
	DE	13	-4	8	2	6	-1	7	-2
	EE	10	-5	4	-4	6	-1	5	-4
	IE	8	-1	4	-3	6	0	7	1
	EL	9	0	5	-2	7	1	7	1
	ES	6	-7	5	-2	8	-1	10	0
	FR	9	-4	6	0	7	-2	13	4
	HR	10		6		7		9	
	IT	8	-6	10	-4	12	-2	12	3
	CY	12	5	4	1	4	1	7	5
	LV	12	-4	6	1	5	-1	6	0
	LT	12	-2	5	-1	6	0	7	-2
	LU	8	-2	2	-2	3	-4	7	-3
	HU	11	-4	7	-2	8	2	7	1
	MT	12	3	4	-1	6	-2	8	0
	NL	8	-1	7	-3	14	0	15	-1
	AT	9	-5	7	-4	8	-4	8	-3
	PL	10	-3	8	2	7	0	5	-3
	PT	8	-6	5	-6	6	-5	6	-8
	RO	6	-7	6	2	5	-1	7	1
	SI	10	-2	4	-2	7	0	5	-3
	SK	19	-7	10	1	5	-4	6	1
	FI	12	1	9	1	8	1	10	0
	SE	6	-3	3	-1	6	-2	11	-1
	UK	9	-1	4	-1	5	-3	7	-1

QC4.1 Et sur une échelle de 1 à 10, pourriez-vous me dire ce que vous ressentiriez si une personne appartenant à chacune des catégories suivantes était élue au plus haut poste politique en (NOTRE PAYS). '1' signifie que vous seriez "très mal à l'aise" et '10' que vous vous sentiriez "tout à fait à l'aise".






























Une femme

QC4.1 And using a scale from 1 to 10, please tell me how you would feel about having a person from each of the following groups in the highest elected political position in (OUR COUNTRY). '1' means that you would feel "not at all comfortable" and '10' that you would feel "totally comfortable".

A woman

QC4.1 Bitte sagen Sie mir anhand einer Skala von 1 bis 10, wie Sie sich fühlen würden, wenn eine der Personen auf der folgenden Liste in (UNSEREM LAND) in das höchste politische Amt gewählt würde. '1' bedeutet, dass Sie sich damit "überhaupt nicht wohl fühlen würden" und '10' bedeutet, dass Sie sich damit "vollkommen wohl fühlen würden".

Eine Frau

	%	9		10 Tout à fait à l'aise		Indifférent (SPONTANE)		NSP	
		EB 83.4	Diff. EB 77.4	EB 83.4	Diff. EB 77.4	EB 83.4	Diff. EB 77.4	EB 83.4	Diff. EB 77.4
				10 Totally comfortable		Indifferent (SPONTANEOUS)		DK	
				10 Würde mich vollkommen wohl fühlen		Ist mir egal (SPONTAN)		WN	
 EU 28		6	1	33	8	9	4	2	0
 BE		7	1	23	7	2	1	1	1
 BG		4	0	13	0	10	0	4	-1
 CZ		3	1	6	3	10	2	1	0
 DK		6	0	45	-6	11	9	2	1
 DE		5	1	18	3	18	11	2	-1
 EE		3	-2	16	1	27	16	4	2
 IE		7	0	55	17	3	-4	0	-5
 EL		6	1	21	13	1	0	0	-1
 ES		5	-3	45	8	12	10	2	1
 FR		5	0	40	9	4	2	2	0
 HR		11		36		5		2	
 IT		8	3	18	6	11	4	3	1
 CY		4	3	20	6	3	2	0	-1
 LV		4	0	26	17	15	0	2	-2
 LT		5	-2	22	1	8	6	0	-5
 LU		3	-6	42	7	20	11	2	1
 HU		7	5	26	13	9	1	1	0
 MT		4	-2	22	5	5	3	2	-2
 NL		8	0	34	10	4	3	0	-1
 AT		6	2	17	10	16	13	4	2
 PL		6	0	40	7	4	-6	2	-1
 PT		8	2	36	24	18	4	1	-2
 RO		5	-2	32	20	14	-4	3	-4
 SI		5	-1	33	0	14	13	1	0
 SK		3	1	8	4	17	11	2	1
 FI		5	-1	13	1	20	11	1	1
 SE		8	0	56	10	3	2	1	1
 UK		7	2	57	11	1	0	1	-2

QC4.1 Et sur une échelle de 1 à 10, pourriez-vous me dire ce que vous ressentiriez si une personne appartenant à chacune des catégories suivantes était élue au plus haut poste politique en (NOTRE PAYS). '1' signifie que vous seriez "très mal à l'aise" et '10' que vous vous sentiriez "tout à fait à l'aise".






























Une femme

QC4.1 And using a scale from 1 to 10, please tell me how you would feel about having a person from each of the following groups in the highest elected political position in (OUR COUNTRY). '1' means that you would feel "not at all comfortable" and '10' that you would feel "totally comfortable".

A woman

QC4.1 Bitte sagen Sie mir anhand einer Skala von 1 bis 10, wie Sie sich fühlen würden, wenn eine der Personen auf der folgenden Liste in (UNSEREM LAND) in das höchste politische Amt gewählt würde. '1' bedeutet, dass Sie sich damit "überhaupt nicht wohl fühlen würden" und '10' bedeutet, dass Sie sich damit "vollkommen wohl fühlen würden".

Eine Frau

	%	Total 'Mal à l'aise (1-4)'		Total 'Moyennement à l'aise (5-6)'		Total 'A l'aise (7-10)'		Moyenne/Average	
		Total 'Uncomfortable (1-4)'		Total 'Moderately comfortable (5-6)'		Total 'Comfortable (7-10)'		Average	
		Gesamt 'Unwohl' (1-4)		Gesamt 'Ziemlich wohl' (5-6)		Gesamt 'Wohl' (7-10)		Durchschnitt	
		EB	Diff. EB	EB	Diff. EB	EB	Diff. EB	EB	Diff. EB
		83.4	77.4	83.4	77.4	83.4	77.4	83.4	77.4
 EU 28		18	-6	16	-5	55	7	0	0
 BE		20	-11	18	-7	60	17	0	0
 BG		41	7	16	-2	28	-5	0	0
 CZ		52	7	21	-6	16	-2	0	0
 DK		15	1	11	0	62	-10	0	0
 DE		23	-8	21	-3	36	1	0	0
 EE		25	-4	14	-9	30	-5	0	0
 IE		10	-6	12	-4	75	19	0	0
 EL		44	-13	14	-2	40	15	0	0
 ES		8	-6	11	-9	68	4	0	0
 FR		14	-8	15	-4	65	10	0	0
 HR		15		16		62			
 IT		18	-6	18	-10	51	11	0	0
 CY		46	-21	16	6	35	14	0	0
 LV		22	-13	18	-3	42	17	0	0
 LT		35	3	17	-2	40	-3	0	0
 LU		13	-2	11	-3	54	-6	0	0
 HU		24	-16	18	-6	48	21	0	0
 MT		35	-7	17	3	41	3	0	0
 NL		11	-8	15	-4	71	11	0	0
 AT		25	-11	17	-9	38	5	0	0
 PL		19	4	18	0	58	4	0	0
 PT		12	-4	13	-11	56	13	0	0
 RO		22	-6	12	-5	50	20	0	0
 SI		19	-7	14	-4	50	-4	0	0
 SK		29	-9	29	-6	22	2	0	0
 FI		23	-14	20	1	36	1	0	0
 SE		7	-4	8	-5	80	5	0	0
 UK		9	-4	12	-3	76	8	0	0

QC4.1 Et sur une échelle de 1 à 10, pourriez-vous me dire ce que vous ressentiriez si une personne appartenant à chacune des catégories suivantes était élue au plus haut poste politique en (NOTRE PAYS). '1' signifie que vous seriez "très mal à l'aise" et '10' que vous vous sentiriez "tout à fait à l'aise".






























Une femme

QC4.1 And using a scale from 1 to 10, please tell me how you would feel about having a person from each of the following groups in the highest elected political position in (OUR COUNTRY). '1' means that you would feel "not at all comfortable" and '10' that you would feel "totally comfortable".

A woman

QC4.1 Bitte sagen Sie mir anhand einer Skala von 1 bis 10, wie Sie sich fühlen würden, wenn eine der Personen auf der folgenden Liste in (UNSEREM LAND) in das höchste politische Amt gewählt würde. '1' bedeutet, dass Sie sich damit "überhaupt nicht wohl fühlen würden" und '10' bedeutet, dass Sie sich damit "vollkommen wohl fühlen würden".

Eine Frau

		1 Très mal à l'aise		2		3		4	
		1 Not at all comfortable		2		3		4	
		1 Würde mich überhaupt nicht wohl fühlen		2		3		4	
%		EB 83.4	Diff. EB 77.4	EB 83.4	Diff. EB 77.4	EB 83.4	Diff. EB 77.4	EB 83.4	Diff. EB 77.4
	EU 28	6	-2	3	-2	5	-3	5	-2
	BE	2	-1	2	-1	5	-3	6	-3
	BG	7	3	1	-2	4	-2	4	-4
	CZ	8	2	4	2	6	-3	6	-1
	DK	5	3	2	-1	5	-2	4	0
	DE	11	-10	5	-4	9	-5	9	1
	EE	9	3	3	-3	8	0	5	-2
	IE	8	6	4	3	3	1	4	0
	EL	5	-1	2	-1	5	-2	6	-1
	ES	2	-2	2	0	3	-3	3	-3
	FR	6	0	4	-3	7	-2	6	-1
	HR	2		0		1		3	
	IT	3	-1	2	0	3	-2	4	-4
	CY	12	-10	3	-2	7	-1	4	-3
	LV	15	3	3	-4	3	-8	5	-2
	LT	12	2	4	0	4	-2	3	-3
	LU	4	-1	2	-1	4	-2	8	1
	HU	7	3	3	-1	3	-4	5	-4
	MT	7	3	3	1	4	-2	3	-5
	NL	7	0	2	-2	6	-4	6	-4
	AT	6	0	3	0	4	-5	5	-4
	PL	5	1	2	-1	3	-4	3	-1
	PT	4	2	2	-3	4	-1	6	-1
	RO	7	3	1	-2	3	0	4	0
	SI	3	-4	2	-2	2	-8	3	-4
	SK	2	-4	2	-1	6	-2	3	-6
	FI	9	-2	5	-5	8	-8	7	-3
	SE	6	-1	3	-1	8	-2	9	1
	UK	8	-1	3	-1	6	0	5	-1

QC4.1 Et sur une échelle de 1 à 10, pourriez-vous me dire ce que vous ressentiriez si une personne appartenant à chacune des catégories suivantes était élue au plus haut poste politique en (NOTRE PAYS). '1' signifie que vous seriez "très mal à l'aise" et '10' que vous vous sentiriez "tout à fait à l'aise".






























Une femme

QC4.1 And using a scale from 1 to 10, please tell me how you would feel about having a person from each of the following groups in the highest elected political position in (OUR COUNTRY). '1' means that you would feel "not at all comfortable" and '10' that you would feel "totally comfortable".

A woman

QC4.1 Bitte sagen Sie mir anhand einer Skala von 1 bis 10, wie Sie sich fühlen würden, wenn eine der Personen auf der folgenden Liste in (UNSEREM LAND) in das höchste politische Amt gewählt würde. '1' bedeutet, dass Sie sich damit "überhaupt nicht wohl fühlen würden" und '10' bedeutet, dass Sie sich damit "vollkommen wohl fühlen würden".

Eine Frau

		5		6		7		8	
		5		6		7		8	
		5		6		7		8	
%		EB 83.4	Diff. EB 77.4	EB 83.4	Diff. EB 77.4	EB 83.4	Diff. EB 77.4	EB 83.4	Diff. EB 77.4
	EU 28	10	-2	7	-1	8	-1	9	-1
	BE	12	-5	7	-2	12	-2	17	6
	BG	7	-3	6	-1	6	-2	7	-4
	CZ	14	-4	8	-1	7	-4	8	-3
	DK	9	-2	4	0	6	-4	8	-1
	DE	13	0	8	2	7	1	7	1
	EE	11	-2	5	-2	5	-1	6	-3
	IE	9	1	5	-1	6	0	6	-2
	EL	9	-2	7	-1	7	-2	8	-4
	ES	7	-5	5	-2	7	-1	7	-3
	FR	15	3	6	-1	10	0	8	-4
	HR	7		5		7		9	
	IT	8	-3	8	-6	10	-2	13	1
	CY	14	2	4	0	6	0	8	4
	LV	12	-4	4	-1	6	1	5	-2
	LT	12	-2	7	1	6	0	6	-2
	LU	15	1	7	2	6	-1	8	-1
	HU	7	-5	5	-3	6	-3	10	0
	MT	11	-4	5	-2	6	0	8	1
	NL	11	-2	11	1	14	0	12	1
	AT	8	-5	7	-5	9	-1	10	-1
	PL	7	-3	6	2	7	1	6	-2
	PT	6	-7	5	-5	6	-4	6	-8
	RO	6	-2	6	1	5	-1	6	-5
	SI	7	-2	5	0	4	-4	6	-2
	SK	12	-8	7	-1	7	-4	11	-1
	FI	14	5	7	0	8	1	10	1
	SE	13	-1	8	1	13	2	9	-2
	UK	12	-3	6	-2	8	0	8	0

QC4.1 Et sur une échelle de 1 à 10, pourriez-vous me dire ce que vous ressentiriez si une personne appartenant à chacune des catégories suivantes était élue au plus haut poste politique en (NOTRE PAYS). '1' signifie que vous seriez "très mal à l'aise" et '10' que vous vous sentiriez "tout à fait à l'aise".






























Une femme

QC4.1 And using a scale from 1 to 10, please tell me how you would feel about having a person from each of the following groups in the highest elected political position in (OUR COUNTRY). '1' means that you would feel "not at all comfortable" and '10' that you would feel "totally comfortable".

A woman

QC4.1 Bitte sagen Sie mir anhand einer Skala von 1 bis 10, wie Sie sich fühlen würden, wenn eine der Personen auf der folgenden Liste in (UNSEREM LAND) in das höchste politische Amt gewählt würde. '1' bedeutet, dass Sie sich damit "überhaupt nicht wohl fühlen würden" und '10' bedeutet, dass Sie sich damit "vollkommen wohl fühlen würden".

Eine Frau

	%	9		10 Tout à fait à l'aise		Indifférent (SPONTANE)		NSP	
		9		10 Totally comfortable		Indifferent (SPONTANEOUS)		DK	
		9		10 Würde mich vollkommen wohl fühlen		Ist mir egal (SPONTAN)		WN	
		EB 83.4	Diff. EB 77.4	EB 83.4	Diff. EB 77.4	EB 83.4	Diff. EB 77.4	EB 83.4	Diff. EB 77.4
 EU 28		6	0	32	9	7	3	1	0
 BE		8	2	26	8	2	1	1	1
 BG		10	1	36	11	7	1	5	2
 CZ		6	-2	24	12	10	3	0	-1
 DK		5	0	39	-5	12	11	1	1
 DE		4	1	16	6	12	9	2	1
 EE		3	-3	20	-1	22	13	3	1
 IE		5	-2	48	1	2	-4	0	-3
 EL		8	-6	40	18	1	-1	0	0
 ES		6	-1	46	10	10	9	1	0
 FR		5	0	29	7	3	2	1	0
 HR		11		48		5		1	
 IT		9	2	26	7	11	5	2	1
 CY		3	1	35	7	3	3	1	1
 LV		3	-1	29	14	13	5	2	0
 LT		4	-4	35	7	6	5	0	-3
 LU		3	-4	28	0	14	6	1	0
 HU		8	3	38	13	7	0	1	0
 MT		5	-4	41	10	6	3	1	0
 NL		5	0	23	9	2	2	1	1
 AT		7	0	21	6	19	15	2	1
 PL		6	0	51	14	4	-5	1	-1
 PT		8	1	36	24	16	4	2	-1
 RO		7	-3	37	15	12	-6	4	-1
 SI		6	0	50	16	10	9	1	1
 SK		9	3	25	13	15	11	1	0
 FI		5	-1	14	5	14	9	1	1
 SE		4	-1	24	1	2	1	1	1
 UK		4	0	39	9	1	0	0	-2

QC4.1 Et sur une échelle de 1 à 10, pourriez-vous me dire ce que vous ressentiriez si une personne appartenant à chacune des catégories suivantes était élue au plus haut poste politique en (NOTRE PAYS). '1' signifie que vous seriez "très mal à l'aise" et '10' que vous vous sentiriez "tout à fait à l'aise".






























Une femme

QC4.1 And using a scale from 1 to 10, please tell me how you would feel about having a person from each of the following groups in the highest elected political position in (OUR COUNTRY). '1' means that you would feel "not at all comfortable" and '10' that you would feel "totally comfortable".

A woman

QC4.1 Bitte sagen Sie mir anhand einer Skala von 1 bis 10, wie Sie sich fühlen würden, wenn eine der Personen auf der folgenden Liste in (UNSEREM LAND) in das höchste politische Amt gewählt würde. '1' bedeutet, dass Sie sich damit "überhaupt nicht wohl fühlen würden" und '10' bedeutet, dass Sie sich damit "vollkommen wohl fühlen würden".

Eine Frau

	%	Total 'Mal à l'aise (1-4)'		Total 'Moyennement à l'aise (5-6)'		Total 'A l'aise (7-10)'		Moyenne/Average	
		Total 'Uncomfortable (1-4)'		Total 'Moderately comfortable (5-6)'		Total 'Comfortable (7-10)'		Average	
		Gesamt 'Unwohl' (1-4)		Gesamt 'Ziemlich wohl' (5-6)		Gesamt 'Wohl' (7-10)		Durchschnitt	
		EB	Diff. EB	EB	Diff. EB	EB	Diff. EB	EB	Diff. EB
		83.4	77.4	83.4	77.4	83.4	77.4	83.4	77.4
 EU 28		20	-7	17	-3	54	7	0	0
 BE		14	-9	20	-6	64	14	0	0
 BG		16	-5	13	-4	59	6	0	0
 CZ		23	-1	22	-5	45	3	0	0
 DK		17	0	14	-1	57	-10	0	0
 DE		33	-19	20	1	34	9	0	0
 EE		25	-2	16	-4	35	-7	0	0
 IE		19	9	14	0	65	-2	0	0
 EL		19	-4	16	-3	64	7	0	0
 ES		11	-8	12	-7	67	6	0	0
 FR		23	-7	20	1	53	5	0	0
 HR		7		12		75			
 IT		12	-6	16	-9	59	9	0	0
 CY		27	-16	18	2	52	12	0	0
 LV		26	-11	16	-5	43	12	0	0
 LT		24	-3	19	-1	52	2	0	0
 LU		18	-3	22	3	45	-6	0	0
 HU		18	-6	12	-8	62	14	0	0
 MT		17	-5	16	-6	60	7	0	0
 NL		21	-11	22	-1	54	10	0	0
 AT		18	-10	15	-10	46	4	0	0
 PL		13	-4	13	-1	70	12	0	0
 PT		16	-3	10	-13	57	13	0	0
 RO		15	0	12	-1	56	7	0	0
 SI		10	-18	12	-2	66	9	0	0
 SK		13	-12	19	-9	52	11	0	0
 FI		28	-19	21	5	36	5	0	0
 SE		26	-3	21	0	51	1	0	0
 UK		22	-3	18	-4	59	9	0	0

QC4.1 Et sur une échelle de 1 à 10, pourriez-vous me dire ce que vous ressentiriez si une personne appartenant à chacune des catégories suivantes était élue au plus haut poste politique en (NOTRE PAYS). '1' signifie que vous seriez "très mal à l'aise" et '10' que vous vous sentiriez "tout à fait à l'aise".






























Une femme

QC4.1 And using a scale from 1 to 10, please tell me how you would feel about having a person from each of the following groups in the highest elected political position in (OUR COUNTRY). '1' means that you would feel "not at all comfortable" and '10' that you would feel "totally comfortable".

A woman

QC4.1 Bitte sagen Sie mir anhand einer Skala von 1 bis 10, wie Sie sich fühlen würden, wenn eine der Personen auf der folgenden Liste in (UNSEREM LAND) in das höchste politische Amt gewählt würde. '1' bedeutet, dass Sie sich damit "überhaupt nicht wohl fühlen würden" und '10' bedeutet, dass Sie sich damit "vollkommen wohl fühlen würden".

Eine Frau

		1 Très mal à l'aise		2		3		4	
		1 Not at all comfortable		2		3		4	
		1 Würde mich überhaupt nicht wohl fühlen		2		3		4	
%		EB 83.4	Diff. EB 77.4	EB 83.4	Diff. EB 77.4	EB 83.4	Diff. EB 77.4	EB 83.4	Diff. EB 77.4
	EU 28	6	-1	2	-1	4	-1	4	-1
	BE	6	-7	3	-4	7	-3	6	-2
	BG	23	12	5	1	5	-1	4	-2
	CZ	12	8	5	2	7	2	7	-1
	DK	7	0	3	0	4	-1	4	0
	DE	6	-3	3	0	5	-2	5	-1
	EE	7	1	3	-1	4	-3	5	1
	IE	2	-1	1	0	2	1	1	-1
	EL	20	0	6	-2	6	-3	4	-3
	ES	4	1	1	0	2	-1	3	0
	FR	7	-2	2	-3	4	-2	3	-1
	HR	3		1		3		4	
	IT	3	-1	2	-2	4	-1	6	-3
	CY	28	-19	6	2	6	0	3	0
	LV	12	-2	2	-3	4	-4	4	-1
	LT	19	5	3	-1	4	-2	4	0
	LU	6	0	4	2	4	0	4	-1
	HU	5	-1	2	-1	3	-2	4	-2
	MT	20	2	7	0	6	-3	5	-2
	NL	4	-2	1	-2	4	-3	5	-1
	AT	9	0	4	0	6	-3	5	-5
	PL	6	3	2	0	3	0	3	0
	PT	2	1	0	-2	2	-2	5	1
	RO	10	4	2	0	2	-1	4	0
	SI	9	1	4	0	2	-2	3	0
	SK	3	0	1	-1	3	-3	4	-2
	FI	7	-1	3	-5	5	-2	7	0
	SE	6	0	2	-2	4	-2	3	-2
	UK	5	-1	2	0	3	0	3	1

QC4.1 Et sur une échelle de 1 à 10, pourriez-vous me dire ce que vous ressentiriez si une personne appartenant à chacune des catégories suivantes était élue au plus haut poste politique en (NOTRE PAYS). '1' signifie que vous seriez "très mal à l'aise" et '10' que vous vous sentiriez "tout à fait à l'aise".






























Une femme

QC4.1 And using a scale from 1 to 10, please tell me how you would feel about having a person from each of the following groups in the highest elected political position in (OUR COUNTRY). '1' means that you would feel "not at all comfortable" and '10' that you would feel "totally comfortable".

A woman

QC4.1 Bitte sagen Sie mir anhand einer Skala von 1 bis 10, wie Sie sich fühlen würden, wenn eine der Personen auf der folgenden Liste in (UNSEREM LAND) in das höchste politische Amt gewählt würde. '1' bedeutet, dass Sie sich damit "überhaupt nicht wohl fühlen würden" und '10' bedeutet, dass Sie sich damit "vollkommen wohl fühlen würden".

Eine Frau

		5		6		7		8	
		5	6	7	8	7	8	8	8
		5	6	7	8	7	8	8	8
%		EB 83.4	Diff. EB 77.4	EB 83.4	Diff. EB 77.4	EB 83.4	Diff. EB 77.4	EB 83.4	Diff. EB 77.4
	EU 28	10	-4	6	-1	7	-2	9	-1
	BE	14	-1	8	1	14	2	15	5
	BG	10	-1	7	-2	6	-3	5	-2
	CZ	17	-6	7	-2	6	-5	5	-4
	DK	8	-2	4	-1	6	-1	8	-2
	DE	13	-5	6	-1	7	0	7	-2
	EE	10	-4	5	-2	4	-2	5	-4
	IE	6	1	4	-2	5	-1	6	0
	EL	8	-2	5	-2	6	-1	8	0
	ES	5	-7	5	-2	9	0	9	-2
	FR	12	-5	5	-1	7	0	10	0
	HR	9		7		8		9	
	IT	8	-6	9	-4	9	-3	12	1
	CY	12	5	3	1	5	0	6	2
	LV	11	-2	5	2	4	-2	5	-1
	LT	11	-2	5	0	6	1	7	-1
	LU	10	1	2	-2	3	-4	4	-7
	HU	8	-4	7	-1	8	-2	9	0
	MT	9	2	4	-2	5	-3	6	-4
	NL	10	-2	9	0	13	1	13	-2
	AT	9	-5	8	-4	8	-5	8	-2
	PL	6	-3	6	2	6	0	6	-2
	PT	5	-4	4	-6	7	-4	7	-9
	RO	5	-4	5	-1	6	-1	7	-1
	SI	10	0	5	-1	6	-2	6	-3
	SK	19	-3	11	1	6	-4	8	-3
	FI	12	-5	7	-2	7	-2	10	0
	SE	9	-1	5	0	8	-2	9	-3
	UK	9	-2	4	0	6	-2	8	-1

QC4.1 Et sur une échelle de 1 à 10, pourriez-vous me dire ce que vous ressentiriez si une personne appartenant à chacune des catégories suivantes était élue au plus haut poste politique en (NOTRE PAYS). '1' signifie que vous seriez "très mal à l'aise" et '10' que vous vous sentiriez "tout à fait à l'aise".

Une femme

QC4.1 And using a scale from 1 to 10, please tell me how you would feel about having a person from each of the following groups in the highest elected political position in (OUR COUNTRY). '1' means that you would feel "not at all comfortable" and '10' that you would feel "totally comfortable".

A woman

QC4.1 Bitte sagen Sie mir anhand einer Skala von 1 bis 10, wie Sie sich fühlen würden, wenn eine der Personen auf der folgenden Liste in (UNSEREM LAND) in das höchste politische Amt gewählt würde. '1' bedeutet, dass Sie sich damit "überhaupt nicht wohl fühlen würden" und '10' bedeutet, dass Sie sich damit "vollkommen wohl fühlen würden".

Eine Frau

	%	9		10 Tout à fait à l'aise		Indifférent (SPONTANE)		NSP	
		EB 83.4	Diff. EB 77.4	EB 83.4	Diff. EB 77.4	EB 83.4	Diff. EB 77.4	EB 83.4	Diff. EB 77.4
		9		10 Totally comfortable		Indifferent (SPONTANEOUS)		DK	
		9		10 Würde mich vollkommen wohl fühlen		Ist mir egal (SPONTAN)		WN	
	EU 28	6	0	34	8	11	4	2	0
	BE	6	2	19	7	2	1	1	1
	BG	4	0	15	-1	10	-1	5	0
	CZ	5	1	11	6	18	0	1	0
	DK	4	-2	37	-4	13	12	2	1
	DE	5	0	21	2	21	12	1	-1
	EE	3	-3	17	-1	32	19	5	2
	IE	7	-1	62	11	3	-4	0	-4
	EL	8	-1	27	16	2	0	0	-1
	ES	6	-3	44	7	12	10	2	1
	FR	6	3	37	10	5	2	2	0
	HR	10		40		6		1	
	IT	10	6	22	8	12	4	2	-1
	CY	4	2	23	5	3	0	1	1
	LV	5	1	27	16	19	-2	2	-1
	LT	6	0	25	-2	10	8	0	-4
	LU	5	-3	38	4	19	11	2	1
	HU	8	2	35	14	10	-3	1	0
	MT	4	-2	25	8	6	3	2	0
	NL	6	0	28	7	4	3	2	0
	AT	6	1	15	6	18	12	4	3
	PL	5	-3	52	10	4	-7	1	-1
	PT	8	1	37	23	21	4	2	-1
	RO	7	-2	35	18	15	-7	3	-3
	SI	5	-2	36	-3	13	12	2	1
	SK	7	0	12	2	24	11	2	1
	FI	5	1	13	4	23	12	1	1
	SE	6	0	43	9	4	3	2	0
	UK	6	1	52	7	2	1	1	-2

QC4.1 Et sur une échelle de 1 à 10, pourriez-vous me dire ce que vous ressentiriez si une personne appartenant à chacune des catégories suivantes était élue au plus haut poste politique en (NOTRE PAYS). '1' signifie que vous seriez "très mal à l'aise" et '10' que vous vous sentiriez "tout à fait à l'aise".






























Une femme

QC4.1 And using a scale from 1 to 10, please tell me how you would feel about having a person from each of the following groups in the highest elected political position in (OUR COUNTRY). '1' means that you would feel "not at all comfortable" and '10' that you would feel "totally comfortable".

A woman

QC4.1 Bitte sagen Sie mir anhand einer Skala von 1 bis 10, wie Sie sich fühlen würden, wenn eine der Personen auf der folgenden Liste in (UNSEREM LAND) in das höchste politische Amt gewählt würde. '1' bedeutet, dass Sie sich damit "überhaupt nicht wohl fühlen würden" und '10' bedeutet, dass Sie sich damit "vollkommen wohl fühlen würden".

Eine Frau

	%	Total 'Mal à l'aise (1-4)'		Total 'Moyennement à l'aise (5-6)'		Total 'A l'aise (7-10)'		Moyenne/Average	
		Total 'Uncomfortable (1-4)'		Total 'Moderately comfortable (5-6)'		Total 'Comfortable (7-10)'		Average	
		Gesamt 'Unwohl' (1-4)		Gesamt 'Ziemlich wohl' (5-6)		Gesamt 'Wohl' (7-10)		Durchschnitt	
		EB	Diff. EB	EB	Diff. EB	EB	Diff. EB	EB	Diff. EB
		83.4	77.4	83.4	77.4	83.4	77.4	83.4	77.4
 EU 28		16	-4	15	-6	56	6	0	0
 BE		22	-16	21	-2	54	16	0	0
 BG		37	10	17	-3	31	-6	0	0
 CZ		30	11	24	-9	27	-2	0	0
 DK		20	1	11	-4	55	-8	0	0
 DE		19	-6	19	-5	40	0	0	0
 EE		19	-3	14	-8	29	-11	0	0
 IE		6	-1	10	-2	81	11	0	0
 EL		35	-10	13	-4	49	13	0	0
 ES		9	-3	10	-9	67	1	0	0
 FR		16	-8	16	-8	61	13	0	0
 HR		11		15		66			
 IT		15	-7	17	-11	54	14	0	0
 CY		43	-16	15	6	39	10	0	0
 LV		22	-10	16	-1	41	14	0	0
 LT		30	2	16	-3	44	-3	0	0
 LU		17	-1	12	-1	50	-10	0	0
 HU		14	-6	15	-6	59	13	0	0
 MT		39	-2	14	0	40	-1	0	0
 NL		14	-8	20	-1	61	7	0	0
 AT		23	-8	17	-9	39	3	0	0
 PL		14	4	12	-1	69	5	0	0
 PT		9	-2	10	-9	59	9	0	0
 RO		18	3	10	-5	55	13	0	0
 SI		18	-2	15	-1	53	-10	0	0
 SK		11	-6	30	-2	33	-4	0	0
 FI		23	-7	19	-8	35	3	0	0
 SE		14	-7	15	0	66	4	0	0
 UK		12	-1	13	-3	72	5	0	0

QC4.1 Et sur une échelle de 1 à 10, pourriez-vous me dire ce que vous ressentiriez si une personne appartenant à chacune des catégories suivantes était élue au plus haut poste politique en (NOTRE PAYS). '1' signifie que vous seriez "très mal à l'aise" et '10' que vous vous sentiriez "tout à fait à l'aise".






























Une femme

QC4.1 And using a scale from 1 to 10, please tell me how you would feel about having a person from each of the following groups in the highest elected political position in (OUR COUNTRY). '1' means that you would feel "not at all comfortable" and '10' that you would feel "totally comfortable".

A woman

QC4.1 Bitte sagen Sie mir anhand einer Skala von 1 bis 10, wie Sie sich fühlen würden, wenn eine der Personen auf der folgenden Liste in (UNSEREM LAND) in das höchste politische Amt gewählt würde. '1' bedeutet, dass Sie sich damit "überhaupt nicht wohl fühlen würden" und '10' bedeutet, dass Sie sich damit "vollkommen wohl fühlen würden".

Eine Frau

		1 Très mal à l'aise		2		3		4	
		1 Not at all comfortable		2		3		4	
		1 Würde mich überhaupt nicht wohl fühlen		2		3		4	
%		EB 83.4	Diff. EB 77.4	EB 83.4	Diff. EB 77.4	EB 83.4	Diff. EB 77.4	EB 83.4	Diff. EB 77.4
	EU 28	3	0	1	-1	2	-1	2	-2
	BE	1	-1	0	-2	1	-2	2	-4
	BG	8	5	2	-3	3	-3	3	-4
	CZ	11	1	5	0	6	1	6	-3
	DK	2	1	1	1	1	-1	1	0
	DE	1	-1	0	-1	1	-1	2	-1
	EE	5	-5	2	-3	4	-2	3	-3
	IE	1	0	0	0	0	0	1	0
	EL	2	-2	1	-1	1	-2	2	-1
	ES	2	1	1	0	1	-1	2	0
	FR	2	0	1	-1	1	-1	1	-1
	HR	1		1		2		2	
	IT	1	-1	1	-1	1	-3	1	-5
	CY	4	-7	2	0	1	-2	1	-3
	LV	9	2	1	-3	3	-1	3	-1
	LT	13	3	2	-1	4	0	3	0
	LU	1	0	2	2	1	0	1	-1
	HU	9	-1	3	-2	4	-4	6	-2
	MT	1	-1	1	1	1	-1	2	0
	NL	1	-1	0	-1	1	-1	2	-1
	AT	2	1	2	1	2	-1	3	-3
	PL	4	3	1	0	1	-1	3	-1
	PT	1	0	1	0	1	-2	2	-2
	RO	16	4	4	0	4	0	4	0
	SI	6	0	2	-1	2	-5	2	-3
	SK	4	-1	2	-1	4	-4	5	-2
	FI	6	-1	3	-1	5	-1	6	-1
	SE	1	0	1	1	1	0	1	0
	UK	2	1	1	0	1	-1	1	-1

QC4.1 Et sur une échelle de 1 à 10, pourriez-vous me dire ce que vous ressentiriez si une personne appartenant à chacune des catégories suivantes était élue au plus haut poste politique en (NOTRE PAYS). '1' signifie que vous seriez "très mal à l'aise" et '10' que vous vous sentiriez "tout à fait à l'aise".






























Une femme

QC4.1 And using a scale from 1 to 10, please tell me how you would feel about having a person from each of the following groups in the highest elected political position in (OUR COUNTRY). '1' means that you would feel "not at all comfortable" and '10' that you would feel "totally comfortable".

A woman

QC4.1 Bitte sagen Sie mir anhand einer Skala von 1 bis 10, wie Sie sich fühlen würden, wenn eine der Personen auf der folgenden Liste in (UNSEREM LAND) in das höchste politische Amt gewählt würde. '1' bedeutet, dass Sie sich damit "überhaupt nicht wohl fühlen würden" und '10' bedeutet, dass Sie sich damit "vollkommen wohl fühlen würden".

Eine Frau

		5	6	7	8		
		5	6	7	8		
		5	6	7	8		
%		EB 83.4	Diff. EB 77.4	EB 83.4	Diff. EB 77.4	EB 83.4	Diff. EB 77.4
	EU 28	6	-4	5	-2	7	-2
	BE	8	-2	5	-1	14	3
	BG	10	-1	7	-4	9	-1
	CZ	17	-1	9	-2	7	-4
	DK	4	-1	2	0	4	0
	DE	6	-7	5	-1	6	-3
	EE	8	-5	5	-2	5	-2
	IE	4	2	2	-3	4	-1
	EL	5	-2	5	-2	7	-2
	ES	3	-8	3	-4	8	0
	FR	7	-2	3	-2	7	-4
	HR	8		4		8	
	IT	5	-5	6	-5	9	-4
	CY	8	0	3	-1	5	-1
	LV	9	-5	4	-2	6	-2
	LT	13	-1	7	1	5	-1
	LU	5	-1	3	0	2	-3
	HU	11	-3	7	-4	9	1
	MT	6	-1	5	1	8	-2
	NL	4	-3	5	-1	8	-4
	AT	5	-8	8	-4	8	-8
	PL	5	-2	7	3	6	0
	PT	7	-3	5	-5	6	-7
	RO	7	-2	5	0	7	-1
	SI	9	-3	5	-1	6	-2
	SK	18	-7	12	2	7	-5
	FI	11	-4	8	-1	10	-1
	SE	3	-1	1	-1	4	-1
	UK	4	-4	2	-1	5	-1

QC4.1 Et sur une échelle de 1 à 10, pourriez-vous me dire ce que vous ressentiriez si une personne appartenant à chacune des catégories suivantes était élue au plus haut poste politique en (NOTRE PAYS). '1' signifie que vous seriez "très mal à l'aise" et '10' que vous vous sentiriez "tout à fait à l'aise".






























Une femme

QC4.1 And using a scale from 1 to 10, please tell me how you would feel about having a person from each of the following groups in the highest elected political position in (OUR COUNTRY). '1' means that you would feel "not at all comfortable" and '10' that you would feel "totally comfortable".

A woman

QC4.1 Bitte sagen Sie mir anhand einer Skala von 1 bis 10, wie Sie sich fühlen würden, wenn eine der Personen auf der folgenden Liste in (UNSEREM LAND) in das höchste politische Amt gewählt würde. '1' bedeutet, dass Sie sich damit "überhaupt nicht wohl fühlen würden" und '10' bedeutet, dass Sie sich damit "vollkommen wohl fühlen würden".

Eine Frau

	%	9		10 Tout à fait à l'aise		Indifférent (SPONTANE)		NSP	
		9		10 Totally comfortable		Indifferent (SPONTANEOUS)		DK	
		9		10 Würde mich vollkommen wohl fühlen		Ist mir egal (SPONTAN)		WN	
		EB 83.4	Diff. EB 77.4	EB 83.4	Diff. EB 77.4	EB 83.4	Diff. EB 77.4	EB 83.4	Diff. EB 77.4
 EU 28		8	1	45	9	11	5	2	0
 BE		9	-1	39	6	2	1	1	1
 BG		7	1	25	8	10	2	6	-2
 CZ		6	3	10	3	13	4	1	-2
 DK		4	-2	58	-9	17	15	2	2
 DE		7	0	36	5	23	12	1	0
 EE		4	-3	25	7	28	18	5	2
 IE		5	-4	73	12	3	-3	0	-3
 EL		15	-2	50	20	2	1	1	1
 ES		7	-4	52	6	12	10	1	0
 FR		7	0	52	9	4	2	2	0
 HR		12		49		5		2	
 IT		16	9	31	9	12	5	2	0
 CY		10	2	54	13	3	2	2	0
 LV		7	0	33	16	17	-1	2	-2
 LT		7	0	29	-1	9	7	1	-3
 LU		3	-10	52	2	22	13	3	2
 HU		8	5	26	9	8	1	2	1
 MT		9	2	48	7	7	2	2	0
 NL		8	-2	51	16	5	3	1	0
 AT		7	0	27	10	24	17	3	1
 PL		5	-2	56	9	5	-4	3	1
 PT		9	2	40	25	18	4	2	-1
 RO		6	-1	24	12	13	-6	6	-2
 SI		6	0	43	8	13	11	2	1
 SK		7	2	14	8	17	11	2	1
 FI		6	-2	15	3	20	10	1	1
 SE		6	-1	72	7	4	3	1	0
 UK		6	-1	70	11	2	1	1	-1

QC4.1 Et sur une échelle de 1 à 10, pourriez-vous me dire ce que vous ressentiriez si une personne appartenant à chacune des catégories suivantes était élue au plus haut poste politique en (NOTRE PAYS). '1' signifie que vous seriez "très mal à l'aise" et '10' que vous vous sentiriez "tout à fait à l'aise".






























Une femme

QC4.1 And using a scale from 1 to 10, please tell me how you would feel about having a person from each of the following groups in the highest elected political position in (OUR COUNTRY). '1' means that you would feel "not at all comfortable" and '10' that you would feel "totally comfortable".

A woman

QC4.1 Bitte sagen Sie mir anhand einer Skala von 1 bis 10, wie Sie sich fühlen würden, wenn eine der Personen auf der folgenden Liste in (UNSEREM LAND) in das höchste politische Amt gewählt würde. '1' bedeutet, dass Sie sich damit "überhaupt nicht wohl fühlen würden" und '10' bedeutet, dass Sie sich damit "vollkommen wohl fühlen würden".

Eine Frau

	%	Total 'Mal à l'aise (1-4)'		Total 'Moyennement à l'aise (5-6)'		Total 'A l'aise (7-10)'		Moyenne/Average	
		Total 'Uncomfortable (1-4)'		Total 'Moderately comfortable (5-6)'		Total 'Comfortable (7-10)'		Average	
		Gesamt 'Unwohl' (1-4)		Gesamt 'Ziemlich wohl' (5-6)		Gesamt 'Wohl' (7-10)		Durchschnitt	
		EB	Diff. EB	EB	Diff. EB	EB	Diff. EB	EB	Diff. EB
		83.4	77.4	83.4	77.4	83.4	77.4	83.4	77.4
 EU 28		8	-3	11	-6	69	5	0	0
 BE		5	-7	12	-4	80	10	0	0
 BG		17	-4	16	-6	50	10	0	0
 CZ		28	-1	25	-4	32	2	0	0
 DK		5	1	6	-1	70	-17	0	0
 DE		5	-3	11	-8	60	-1	0	0
 EE		14	-13	13	-6	40	-1	0	0
 IE		2	0	6	-1	89	8	0	0
 EL		7	-5	9	-5	81	9	0	0
 ES		6	0	7	-11	75	2	0	0
 FR		6	-1	11	-3	77	2	0	0
 HR		6		12		76			
 IT		5	-10	11	-10	71	15	0	0
 CY		8	-13	10	-2	77	13	0	0
 LV		16	-2	13	-7	52	12	0	0
 LT		23	3	19	-1	48	-7	0	0
 LU		5	1	8	-1	62	-15	0	0
 HU		22	-9	18	-6	50	13	0	0
 MT		5	-1	11	0	75	0	0	0
 NL		4	-4	8	-5	81	5	0	0
 AT		8	-4	13	-13	51	-3	0	0
 PL		9	1	12	1	73	4	0	0
 PT		6	-3	12	-9	62	9	0	0
 RO		27	2	12	-2	42	7	0	0
 SI		11	-11	14	-4	61	2	0	0
 SK		15	-7	30	-6	35	1	0	0
 FI		20	-4	19	-5	40	-3	0	0
 SE		3	-1	4	-2	88	-1	0	0
 UK		4	-2	6	-5	88	8	0	0

QC4.1 Et sur une échelle de 1 à 10, pourriez-vous me dire ce que vous ressentiriez si une personne appartenant à chacune des catégories suivantes était élue au plus haut poste politique en (NOTRE PAYS). '1' signifie que vous seriez "très mal à l'aise" et '10' que vous vous sentiriez "tout à fait à l'aise".






























Une femme

QC4.1 And using a scale from 1 to 10, please tell me how you would feel about having a person from each of the following groups in the highest elected political position in (OUR COUNTRY). '1' means that you would feel "not at all comfortable" and '10' that you would feel "totally comfortable".

A woman

QC4.1 Bitte sagen Sie mir anhand einer Skala von 1 bis 10, wie Sie sich fühlen würden, wenn eine der Personen auf der folgenden Liste in (UNSEREM LAND) in das höchste politische Amt gewählt würde. '1' bedeutet, dass Sie sich damit "überhaupt nicht wohl fühlen würden" und '10' bedeutet, dass Sie sich damit "vollkommen wohl fühlen würden".

Eine Frau

		1 Très mal à l'aise		2		3		4	
		1 Not at all comfortable		2		3		4	
		1 Würde mich überhaupt nicht wohl fühlen		2		3		4	
%		EB 83.4	Diff. EB 77.4	EB 83.4	Diff. EB 77.4	EB 83.4	Diff. EB 77.4	EB 83.4	Diff. EB 77.4
	EU 28	12	-1	5	-2	7	-3	6	-2
	BE	6	-5	3	-3	7	-4	7	-1
	BG	22	-2	5	-9	8	-1	7	-2
	CZ	21	0	9	1	10	-5	8	-3
	DK	14	-1	5	-2	8	-5	6	-1
	DE	11	-6	5	-4	11	-1	7	-2
	EE	13	0	6	-4	7	-4	6	-1
	IE	6	-1	2	-2	3	-3	5	0
	EL	13	-2	6	-2	7	-3	6	-4
	ES	8	0	3	-2	3	-7	5	-4
	FR	17	3	7	-6	11	-3	7	-4
	HR	8		3		4		4	
	IT	3	-5	3	-2	3	-6	4	-5
	CY	38	-15	8	2	9	2	5	0
	LV	30	-2	6	-7	7	-5	4	-2
	LT	46	15	6	-3	7	-2	5	1
	LU	8	-4	5	-4	8	0	9	2
	HU	15	0	5	-3	4	-7	6	-3
	MT	17	1	6	-1	7	-1	5	-2
	NL	10	-3	4	-3	8	-3	10	0
	AT	9	0	4	0	7	-4	5	-2
	PL	15	1	5	-1	4	-6	5	-1
	PT	9	5	3	-1	5	-2	5	-1
	RO	27	8	3	-6	4	-4	5	0
	SI	17	-5	5	-4	5	-4	4	-2
	SK	17	-4	8	-2	10	-7	7	-3
	FI	13	-8	8	-3	11	-4	11	2
	SE	9	0	5	-1	7	-2	9	2
	UK	9	-1	3	-2	6	0	5	-2

QC4.1 Et sur une échelle de 1 à 10, pourriez-vous me dire ce que vous ressentiriez si une personne appartenant à chacune des catégories suivantes était élue au plus haut poste politique en (NOTRE PAYS). '1' signifie que vous seriez "très mal à l'aise" et '10' que vous vous sentiriez "tout à fait à l'aise".






























Une femme

QC4.1 And using a scale from 1 to 10, please tell me how you would feel about having a person from each of the following groups in the highest elected political position in (OUR COUNTRY). '1' means that you would feel "not at all comfortable" and '10' that you would feel "totally comfortable".

A woman

QC4.1 Bitte sagen Sie mir anhand einer Skala von 1 bis 10, wie Sie sich fühlen würden, wenn eine der Personen auf der folgenden Liste in (UNSEREM LAND) in das höchste politische Amt gewählt würde. '1' bedeutet, dass Sie sich damit "überhaupt nicht wohl fühlen würden" und '10' bedeutet, dass Sie sich damit "vollkommen wohl fühlen würden".

Eine Frau

		5		6		7		8	
		5	6	7	8	7	8	5	6
		5	6	7	8	7	8	5	6
%		EB 83.4	Diff. EB 77.4	EB 83.4	Diff. EB 77.4	EB 83.4	Diff. EB 77.4	EB 83.4	Diff. EB 77.4
	EU 28	10	-3	7	0	8	0	8	0
	BE	12	-4	9	2	14	3	14	3
	BG	11	1	6	2	5	0	6	2
	CZ	14	-2	8	1	5	-1	5	0
	DK	13	2	5	0	6	-3	7	0
	DE	11	-2	6	0	8	1	9	1
	EE	12	1	6	0	4	-3	4	-4
	IE	8	0	7	1	7	1	6	0
	EL	9	-3	8	-1	8	-1	10	-1
	ES	10	-2	6	0	8	1	8	0
	FR	15	2	6	-1	6	0	6	-1
	HR	11		8		8		7	
	IT	4	-11	7	-5	11	2	14	6
	CY	12	1	4	1	5	2	5	2
	LV	11	1	6	2	4	1	5	2
	LT	8	-3	3	-2	4	0	5	-1
	LU	15	2	7	3	8	2	6	-1
	HU	9	-4	6	-3	7	0	7	0
	MT	12	1	8	0	7	-2	6	-2
	NL	13	1	14	1	12	0	10	3
	AT	8	-6	7	-5	7	-4	9	-1
	PL	9	-3	8	3	7	2	6	0
	PT	9	-6	6	-4	6	-5	5	-9
	RO	7	-2	6	2	6	0	5	-1
	SI	13	0	6	-1	4	-2	5	0
	SK	13	-3	9	1	4	-1	6	3
	FI	14	4	5	-4	8	2	7	1
	SE	12	0	7	1	11	0	10	-2
	UK	11	-2	6	0	8	0	9	1

QC4.1 Et sur une échelle de 1 à 10, pourriez-vous me dire ce que vous ressentiriez si une personne appartenant à chacune des catégories suivantes était élue au plus haut poste politique en (NOTRE PAYS). '1' signifie que vous seriez "très mal à l'aise" et '10' que vous vous sentiriez "tout à fait à l'aise".






























Une femme

QC4.1 And using a scale from 1 to 10, please tell me how you would feel about having a person from each of the following groups in the highest elected political position in (OUR COUNTRY). '1' means that you would feel "not at all comfortable" and '10' that you would feel "totally comfortable".

A woman

QC4.1 Bitte sagen Sie mir anhand einer Skala von 1 bis 10, wie Sie sich fühlen würden, wenn eine der Personen auf der folgenden Liste in (UNSEREM LAND) in das höchste politische Amt gewählt würde. '1' bedeutet, dass Sie sich damit "überhaupt nicht wohl fühlen würden" und '10' bedeutet, dass Sie sich damit "vollkommen wohl fühlen würden".

Eine Frau

	%	9		10 Tout à fait à l'aise		Indifférent (SPONTANE)		NSP	
		EB	Diff. EB	EB	Diff. EB	EB	Diff. EB	EB	Diff. EB
		83.4	77.4	83.4	77.4	83.4	77.4	83.4	77.4
 EU 28		6	2	24	9	7	3	1	-1
 BE		8	3	16	4	2	1	0	0
 BG		3	0	13	6	8	3	6	0
 CZ		4	2	5	2	9	4	1	0
 DK		4	0	22	1	9	8	2	1
 DE		5	1	16	6	10	6	2	1
 EE		3	-1	14	1	21	13	4	1
 IE		4	-2	47	8	4	-2	0	-3
 EL		8	1	24	16	1	0	0	0
 ES		4	-1	35	6	8	7	2	1
 FR		4	1	18	8	3	2	1	0
 HR		11		30		5		2	
 IT		13	9	25	13	12	7	2	0
 CY		3	2	11	3	1	1	0	0
 LV		3	0	13	9	11	4	1	0
 LT		2	-2	10	-3	3	1	0	-2
 LU		2	-5	17	-1	12	4	2	2
 HU		8	5	24	13	7	1	1	0
 MT		3	-4	23	8	5	3	2	1
 NL		4	1	13	2	2	1	0	0
 AT		9	4	16	4	15	10	3	2
 PL		4	-1	33	12	3	-4	1	-2
 PT		7	1	30	22	14	3	2	-1
 RO		4	-2	21	14	8	-7	4	-3
 SI		4	0	24	6	11	11	1	1
 SK		5	3	5	1	12	9	2	1
 FI		4	1	6	2	12	7	1	1
 SE		6	1	24	3	2	2	1	1
 UK		4	-1	38	10	1	0	1	-1

QC4.1 Et sur une échelle de 1 à 10, pourriez-vous me dire ce que vous ressentiriez si une personne appartenant à chacune des catégories suivantes était élue au plus haut poste politique en (NOTRE PAYS). '1' signifie que vous seriez "très mal à l'aise" et '10' que vous vous sentiriez "tout à fait à l'aise".






























Une femme

QC4.1 And using a scale from 1 to 10, please tell me how you would feel about having a person from each of the following groups in the highest elected political position in (OUR COUNTRY). '1' means that you would feel "not at all comfortable" and '10' that you would feel "totally comfortable".

A woman

QC4.1 Bitte sagen Sie mir anhand einer Skala von 1 bis 10, wie Sie sich fühlen würden, wenn eine der Personen auf der folgenden Liste in (UNSEREM LAND) in das höchste politische Amt gewählt würde. '1' bedeutet, dass Sie sich damit "überhaupt nicht wohl fühlen würden" und '10' bedeutet, dass Sie sich damit "vollkommen wohl fühlen würden".

Eine Frau

	%	Total 'Mal à l'aise (1-4)'		Total 'Moyennement à l'aise (5-6)'		Total 'A l'aise (7-10)'		Moyenne/Average	
		Total 'Uncomfortable (1-4)'		Total 'Moderately comfortable (5-6)'		Total 'Comfortable (7-10)'		Average	
		Gesamt 'Unwohl' (1-4)		Gesamt 'Ziemlich wohl' (5-6)		Gesamt 'Wohl' (7-10)		Durchschnitt	
		EB	Diff. EB	EB	Diff. EB	EB	Diff. EB	EB	Diff. EB
		83.4	77.4	83.4	77.4	83.4	77.4	83.4	77.4
 EU 28		29	-10	17	-3	46	11	0	0
 BE		24	-13	21	-2	52	13	0	0
 BG		41	-15	17	2	28	9	0	0
 CZ		49	-6	23	0	20	4	0	0
 DK		33	-8	19	2	39	-2	0	0
 DE		34	-13	17	-3	38	10	0	0
 EE		33	-7	17	0	26	-6	0	0
 IE		17	-4	15	1	64	8	0	0
 EL		32	-10	17	-4	49	14	0	0
 ES		19	-12	15	-3	55	6	0	0
 FR		42	-9	21	0	34	8	0	0
 HR		20		18		55			
 IT		13	-18	11	-17	63	29	0	0
 CY		60	-12	16	2	23	9	0	0
 LV		47	-17	16	2	25	12	0	0
 LT		65	12	11	-6	21	-5	0	0
 LU		31	-6	22	6	34	-5	0	0
 HU		30	-13	15	-7	47	20	0	0
 MT		35	-2	20	0	39	-1	0	0
 NL		32	-9	27	3	38	4	0	0
 AT		25	-6	15	-11	42	4	0	0
 PL		30	-6	17	0	49	12	0	0
 PT		22	0	15	-10	48	9	0	0
 RO		39	-2	13	1	36	11	0	0
 SI		31	-15	19	-1	37	4	0	0
 SK		43	-15	23	-1	21	7	0	0
 FI		44	-12	18	-2	25	6	0	0
 SE		29	-2	18	-1	51	1	0	0
 UK		22	-6	17	-2	60	11	0	0

QC4.1 Et sur une échelle de 1 à 10, pourriez-vous me dire ce que vous ressentiriez si une personne appartenant à chacune des catégories suivantes était élue au plus haut poste politique en (NOTRE PAYS). '1' signifie que vous seriez "très mal à l'aise" et '10' que vous vous sentiriez "tout à fait à l'aise".






























Une femme

QC4.1 And using a scale from 1 to 10, please tell me how you would feel about having a person from each of the following groups in the highest elected political position in (OUR COUNTRY). '1' means that you would feel "not at all comfortable" and '10' that you would feel "totally comfortable".

A woman

QC4.1 Bitte sagen Sie mir anhand einer Skala von 1 bis 10, wie Sie sich fühlen würden, wenn eine der Personen auf der folgenden Liste in (UNSEREM LAND) in das höchste politische Amt gewählt würde. '1' bedeutet, dass Sie sich damit "überhaupt nicht wohl fühlen würden" und '10' bedeutet, dass Sie sich damit "vollkommen wohl fühlen würden".

Eine Frau

		1 Très mal à l'aise		2		3		4	
		1 Not at all comfortable		2		3		4	
		1 Würde mich überhaupt nicht wohl fühlen		2		3		4	
%		EB 83.4	Diff. EB 77.4	EB 83.4	Diff. EB 77.4	EB 83.4	Diff. EB 77.4	EB 83.4	Diff. EB 77.4
	EU 28	16	2	4	-1	5	-2	4	-2
	BE	6	-3	2	-2	6	-1	5	-1
	BG	46	20	6	-5	5	-3	2	-5
	CZ	26	8	6	0	6	-4	7	-3
	DK	5	-2	2	0	3	-2	4	1
	DE	14	-1	5	-1	8	-1	5	-1
	EE	32	7	5	-5	6	-3	3	-1
	IE	7	-1	3	-1	3	1	4	0
	EL	39	4	6	-5	6	-5	6	-1
	ES	7	1	2	-1	2	-3	2	-4
	FR	14	-4	5	-1	5	-3	4	-3
	HR	21		10		5		5	
	IT	9	0	6	2	6	-2	6	-4
	CY	51	-6	6	-1	4	-1	2	-1
	LV	50	8	4	-6	6	0	2	-2
	LT	56	16	4	-2	4	-1	3	-2
	LU	8	2	2	0	3	-1	3	-2
	HU	24	-4	6	-2	5	-5	6	0
	MT	13	-8	5	0	3	-6	4	-5
	NL	4	-3	1	-3	3	-4	5	-2
	AT	19	4	4	-1	5	-5	4	-4
	PL	25	8	5	1	4	-3	4	-1
	PT	12	6	3	-3	5	-3	5	-2
	RO	46	16	3	-6	4	0	4	0
	SI	25	3	4	-3	5	-2	3	-1
	SK	31	-7	8	-2	8	-3	6	-1
	FI	15	-8	7	-6	8	-3	7	-1
	SE	4	-2	1	-3	3	-2	3	-1
	UK	10	1	2	-1	3	-1	3	0

QC4.1 Et sur une échelle de 1 à 10, pourriez-vous me dire ce que vous ressentiriez si une personne appartenant à chacune des catégories suivantes était élue au plus haut poste politique en (NOTRE PAYS). '1' signifie que vous seriez "très mal à l'aise" et '10' que vous vous sentiriez "tout à fait à l'aise".






























Une femme

QC4.1 And using a scale from 1 to 10, please tell me how you would feel about having a person from each of the following groups in the highest elected political position in (OUR COUNTRY). '1' means that you would feel "not at all comfortable" and '10' that you would feel "totally comfortable".

A woman

QC4.1 Bitte sagen Sie mir anhand einer Skala von 1 bis 10, wie Sie sich fühlen würden, wenn eine der Personen auf der folgenden Liste in (UNSEREM LAND) in das höchste politische Amt gewählt würde. '1' bedeutet, dass Sie sich damit "überhaupt nicht wohl fühlen würden" und '10' bedeutet, dass Sie sich damit "vollkommen wohl fühlen würden".

Eine Frau

		5		6		7		8	
		5		6		7		8	
		5		6		7		8	
%		EB 83.4	Diff. EB 77.4	EB 83.4	Diff. EB 77.4	EB 83.4	Diff. EB 77.4	EB 83.4	Diff. EB 77.4
	EU 28	8	-5	6	0	6	-1	6	-1
	BE	11	-4	7	-2	12	3	14	3
	BG	6	0	4	0	2	-1	2	1
	CZ	13	-8	7	0	3	-3	4	0
	DK	6	-3	3	0	2	-4	6	-2
	DE	10	-5	5	-1	5	-1	5	-3
	EE	8	-1	3	-1	1	-4	2	-4
	IE	5	-4	6	-1	5	-1	5	0
	EL	7	-3	4	0	6	2	5	1
	ES	5	-7	5	-1	7	1	8	1
	FR	10	-3	6	0	6	-2	8	0
	HR	10		6		4		4	
	IT	9	-6	10	-3	9	-1	8	0
	CY	6	-3	4	2	3	1	3	1
	LV	7	-1	3	0	2	0	2	0
	LT	8	-2	2	-2	2	-2	3	-1
	LU	6	-3	3	-2	4	-2	8	-2
	HU	10	-4	6	0	6	3	6	3
	MT	9	2	6	-1	6	0	6	-1
	NL	8	-3	8	1	11	-1	10	-2
	AT	6	-9	7	-1	5	-4	6	-1
	PL	8	-3	6	1	5	0	4	-3
	PT	6	-6	5	-6	4	-4	4	-5
	RO	5	-1	4	1	3	-1	2	0
	SI	8	-2	5	0	3	-2	3	-3
	SK	11	-1	5	0	2	0	2	0
	FI	10	-1	5	0	3	-2	6	1
	SE	5	-4	3	-1	6	-1	8	-3
	UK	9	-3	4	-1	5	0	7	0

QC4.1 Et sur une échelle de 1 à 10, pourriez-vous me dire ce que vous ressentiriez si une personne appartenant à chacune des catégories suivantes était élue au plus haut poste politique en (NOTRE PAYS). '1' signifie que vous seriez "très mal à l'aise" et '10' que vous vous sentiriez "tout à fait à l'aise".






























Une femme

QC4.1 And using a scale from 1 to 10, please tell me how you would feel about having a person from each of the following groups in the highest elected political position in (OUR COUNTRY). '1' means that you would feel "not at all comfortable" and '10' that you would feel "totally comfortable".

A woman

QC4.1 Bitte sagen Sie mir anhand einer Skala von 1 bis 10, wie Sie sich fühlen würden, wenn eine der Personen auf der folgenden Liste in (UNSEREM LAND) in das höchste politische Amt gewählt würde. '1' bedeutet, dass Sie sich damit "überhaupt nicht wohl fühlen würden" und '10' bedeutet, dass Sie sich damit "vollkommen wohl fühlen würden".

Eine Frau

	%	9		10 Tout à fait à l'aise		Indifférent (SPONTANE)		NSP	
		EB 83.4	Diff. EB 77.4	EB 83.4	Diff. EB 77.4	EB 83.4	Diff. EB 77.4	EB 83.4	Diff. EB 77.4
				10 Totally comfortable		Indifferent (SPONTANEOUS)		DK	
				10 Würde mich vollkommen wohl fühlen		Ist mir egal (SPONTAN)		WN	
 EU 28		5	1	26	6	10	4	4	-1
 BE		7	1	26	6	2	0	2	1
 BG		1	0	5	0	10	0	11	-7
 CZ		3	2	6	3	16	5	2	-1
 DK		4	-1	45	-2	17	15	2	0
 DE		4	0	14	0	21	12	4	-1
 EE		2	-1	9	-1	22	12	9	3
 IE		5	1	50	16	6	-2	0	-9
 EL		4	0	13	7	3	2	1	0
 ES		4	-3	43	6	12	10	3	0
 FR		5	2	28	9	5	2	4	2
 HR		6		19		6		5	
 IT		8	5	13	3	10	3	6	3
 CY		2	1	13	2	4	3	1	0
 LV		2	0	7	5	12	0	2	-4
 LT		1	-1	8	-1	7	5	1	-7
 LU		3	-6	35	3	18	9	6	4
 HU		4	3	14	7	10	1	2	-4
 MT		5	1	33	18	8	5	3	-3
 NL		6	0	39	16	5	3	2	-1
 AT		5	1	15	10	18	11	6	0
 PL		4	1	28	7	4	-6	2	-4
 PT		7	4	27	20	19	6	3	-7
 RO		2	-1	8	4	9	-6	9	-8
 SI		3	0	24	0	14	12	3	-1
 SK		2	1	3	2	14	9	5	1
 FI		4	2	12	8	22	13	2	0
 SE		6	-1	57	17	4	4	2	0
 UK		6	2	49	9	2	0	1	-4

QC4.1 Et sur une échelle de 1 à 10, pourriez-vous me dire ce que vous ressentiriez si une personne appartenant à chacune des catégories suivantes était élue au plus haut poste politique en (NOTRE PAYS). '1' signifie que vous seriez "très mal à l'aise" et '10' que vous vous sentiriez "tout à fait à l'aise".






























Une femme

QC4.1 And using a scale from 1 to 10, please tell me how you would feel about having a person from each of the following groups in the highest elected political position in (OUR COUNTRY). '1' means that you would feel "not at all comfortable" and '10' that you would feel "totally comfortable".

A woman

QC4.1 Bitte sagen Sie mir anhand einer Skala von 1 bis 10, wie Sie sich fühlen würden, wenn eine der Personen auf der folgenden Liste in (UNSEREM LAND) in das höchste politische Amt gewählt würde. '1' bedeutet, dass Sie sich damit "überhaupt nicht wohl fühlen würden" und '10' bedeutet, dass Sie sich damit "vollkommen wohl fühlen würden".

Eine Frau

	%	Total 'Mal à l'aise (1-4)'		Total 'Moyennement à l'aise (5-6)'		Total 'A l'aise (7-10)'		Moyenne/Average	
		Total 'Uncomfortable (1-4)'		Total 'Moderately comfortable (5-6)'		Total 'Comfortable (7-10)'		Average	
		Gesamt 'Unwohl' (1-4)		Gesamt 'Ziemlich wohl' (5-6)		Gesamt 'Wohl' (7-10)		Durchschnitt	
		EB	Diff. EB	EB	Diff. EB	EB	Diff. EB	EB	Diff. EB
		83.4	77.4	83.4	77.4	83.4	77.4	83.4	77.4
 EU 28		29	-4	14	-5	43	6	0	0
 BE		19	-7	18	-6	59	12	0	0
 BG		59	7	10	1	10	0	0	0
 CZ		46	2	20	-8	17	3	0	0
 DK		14	-3	9	-3	57	-9	0	0
 DE		32	-3	15	-6	28	-3	0	0
 EE		45	-3	11	-2	14	-10	0	0
 IE		17	-1	11	-5	65	15	0	0
 EL		57	-8	11	-3	28	9	0	0
 ES		12	-9	10	-7	62	5	0	0
 FR		29	-9	16	-2	47	9	0	0
 HR		40		15		33			
 IT		27	-5	19	-9	38	7	0	0
 CY		64	-8	10	0	21	6	0	0
 LV		62	0	10	-1	13	4	0	0
 LT		68	11	9	-5	15	-4	0	0
 LU		16	-2	9	-5	50	-8	0	0
 HU		41	-10	16	-4	30	16	0	0
 MT		25	-20	15	1	50	17	0	0
 NL		12	-12	16	-2	66	13	0	0
 AT		32	-6	13	-10	31	6	0	0
 PL		39	7	14	-2	41	6	0	0
 PT		25	-2	11	-12	42	14	0	0
 RO		57	11	9	-1	16	3	0	0
 SI		36	-5	13	-3	33	-5	0	0
 SK		54	-13	17	0	10	3	0	0
 FI		36	-19	15	-2	26	9	0	0
 SE		10	-9	8	-6	77	12	0	0
 UK		18	-2	13	-3	66	10	0	0

QC5.1 Dans quelle mesure soutenez-vous ou vous opposez-vous à chacune des mesures suivantes sur le lieu de travail pour encourager la diversité ?






























Des formations sur le thème de la diversité, pour les employés et les employeurs

QC5.1 To what extent do you support or oppose each of the following measures in the work place to foster diversity?

Training on diversity issues for employees and employers

QC5.1 Inwieweit sind Sie für oder gegen folgende Maßnahmen am Arbeitsplatz, um Vielfalt zu fördern?

Schulungen zum Thema Vielfalt für Arbeitnehmer und Arbeitgeber

	%	Soutient tout à fait		Soutient plutôt		Est plutôt opposé(e)		Est tout à fait opposé(e)	
		Totally support		Somewhat support		Somewhat oppose		Totally oppose	
		Voll und ganz dafür		Eher dafür		Eher dagegen		Voll und ganz dagegen	
		EB 83.4	Diff. EB 77.4	EB 83.4	Diff. EB 77.4	EB 83.4	Diff. EB 77.4	EB 83.4	Diff. EB 77.4
 EU 28		40	<i>5</i>	40	<i>-4</i>	8	<i>-1</i>	3	<i>0</i>
 BE		27	<i>1</i>	52	<i>-2</i>	13	<i>-1</i>	3	<i>0</i>
 BG		42	<i>5</i>	34	<i>-9</i>	5	<i>0</i>	4	<i>1</i>
 CZ		21	<i>4</i>	45	<i>-10</i>	18	<i>4</i>	8	<i>4</i>
 DK		36	<i>-6</i>	39	<i>1</i>	9	<i>-1</i>	5	<i>1</i>
 DE		35	<i>3</i>	45	<i>0</i>	10	<i>0</i>	5	<i>0</i>
 EE		39	<i>-5</i>	32	<i>-4</i>	6	<i>1</i>	5	<i>2</i>
 IE		59	<i>22</i>	33	<i>-7</i>	3	<i>0</i>	1	<i>0</i>
 EL		41	<i>5</i>	43	<i>-6</i>	6	<i>-2</i>	4	<i>2</i>
 ES		63	<i>12</i>	26	<i>-11</i>	2	<i>-1</i>	1	<i>0</i>
 FR		32	<i>-3</i>	44	<i>-1</i>	9	<i>1</i>	4	<i>1</i>
 HR		32		46		8		3	
 IT		28	<i>5</i>	47	<i>-7</i>	9	<i>0</i>	3	<i>-1</i>
 CY		63	<i>18</i>	24	<i>-7</i>	4	<i>-7</i>	3	<i>-1</i>
 LV		36	<i>6</i>	38	<i>-9</i>	6	<i>-2</i>	3	<i>-1</i>
 LT		33	<i>6</i>	43	<i>-3</i>	9	<i>1</i>	5	<i>1</i>
 LU		36	<i>-4</i>	43	<i>0</i>	7	<i>-1</i>	2	<i>-1</i>
 HU		28	<i>2</i>	43	<i>-7</i>	14	<i>1</i>	7	<i>4</i>
 MT		57	<i>11</i>	32	<i>-10</i>	2	<i>0</i>	1	<i>0</i>
 NL		36	<i>2</i>	42	<i>1</i>	10	<i>1</i>	6	<i>-3</i>
 AT		29	<i>9</i>	46	<i>-2</i>	12	<i>-6</i>	6	<i>-1</i>
 PL		20	<i>-1</i>	40	<i>-9</i>	13	<i>2</i>	6	<i>3</i>
 PT		46	<i>10</i>	39	<i>0</i>	4	<i>-7</i>	3	<i>2</i>
 RO		54	<i>13</i>	28	<i>-4</i>	4	<i>-1</i>	1	<i>-1</i>
 SI		27	<i>-7</i>	39	<i>-1</i>	9	<i>-2</i>	9	<i>2</i>
 SK		13	<i>-3</i>	47	<i>-5</i>	17	<i>-1</i>	7	<i>3</i>
 FI		40	<i>-7</i>	41	<i>-1</i>	6	<i>0</i>	2	<i>0</i>
 SE		65	<i>2</i>	25	<i>-1</i>	5	<i>-1</i>	2	<i>-1</i>
 UK		63	<i>15</i>	30	<i>-7</i>	3	<i>-3</i>	1	<i>-1</i>

QC5.1 Dans quelle mesure soutenez-vous ou vous opposez-vous à chacune des mesures suivantes sur le lieu de travail pour encourager la diversité ?






























Des formations sur le thème de la diversité, pour les employés et les employeurs

QC5.1 To what extent do you support or oppose each of the following measures in the work place to foster diversity?

Training on diversity issues for employees and employers

QC5.1 Inwieweit sind Sie für oder gegen folgende Maßnahmen am Arbeitsplatz, um Vielfalt zu fördern?






























Schulungen zum Thema Vielfalt für Arbeitnehmer und Arbeitgeber

%		NSP		Total 'Soutient'		Total 'Est opposé(e)'	
		DK		Total 'Supports'		Total 'Opposes'	
		WN		Gesamt 'Unterstützt'		Gesamt 'Ist Dagegen'	
		EB 83.4	Diff. EB 77.4	EB 83.4	Diff. EB 77.4	EB 83.4	Diff. EB 77.4
	EU 28	9	<i>0</i>	80	<i>1</i>	11	<i>-1</i>
	BE	5	<i>2</i>	79	<i>-1</i>	16	<i>-1</i>
	BG	15	<i>3</i>	76	<i>-4</i>	9	<i>1</i>
	CZ	8	<i>-2</i>	66	<i>-6</i>	26	<i>8</i>
	DK	11	<i>5</i>	75	<i>-5</i>	14	<i>0</i>
	DE	5	<i>-3</i>	80	<i>3</i>	15	<i>0</i>
	EE	18	<i>6</i>	71	<i>-9</i>	11	<i>3</i>
	IE	4	<i>-15</i>	92	<i>15</i>	4	<i>0</i>
	EL	6	<i>1</i>	84	<i>-1</i>	10	<i>0</i>
	ES	8	<i>0</i>	89	<i>1</i>	3	<i>-1</i>
	FR	11	<i>2</i>	76	<i>-4</i>	13	<i>2</i>
	HR	11		78		11	
	IT	13	<i>3</i>	75	<i>-2</i>	12	<i>-1</i>
	CY	6	<i>-3</i>	87	<i>11</i>	7	<i>-8</i>
	LV	17	<i>6</i>	74	<i>-3</i>	9	<i>-3</i>
	LT	10	<i>-5</i>	76	<i>3</i>	14	<i>2</i>
	LU	12	<i>6</i>	79	<i>-4</i>	9	<i>-2</i>
	HU	8	<i>0</i>	71	<i>-5</i>	21	<i>5</i>
	MT	8	<i>-1</i>	89	<i>1</i>	3	<i>0</i>
	NL	6	<i>-1</i>	78	<i>3</i>	16	<i>-2</i>
	AT	7	<i>0</i>	75	<i>7</i>	18	<i>-7</i>
	PL	21	<i>5</i>	60	<i>-10</i>	19	<i>5</i>
	PT	8	<i>-5</i>	85	<i>10</i>	7	<i>-5</i>
	RO	13	<i>-7</i>	82	<i>9</i>	5	<i>-2</i>
	SI	16	<i>8</i>	66	<i>-8</i>	18	<i>0</i>
	SK	16	<i>6</i>	60	<i>-8</i>	24	<i>2</i>
	FI	11	<i>8</i>	81	<i>-8</i>	8	<i>0</i>
	SE	3	<i>1</i>	90	<i>1</i>	7	<i>-2</i>
	UK	3	<i>-4</i>	93	<i>8</i>	4	<i>-4</i>

QC5.2 Dans quelle mesure soutenez-vous ou vous opposez-vous à chacune des mesures suivantes sur le lieu de travail pour encourager la diversité ?
discriminés

QC5.2 To what extent do you support or oppose each of the following measures in the work place to foster diversity?
Monitoring the composition of the work-force to evaluate the representation of groups at risk of discrimination

QC5.2 Inwieweit sind Sie für oder gegen folgende Maßnahmen am Arbeitsplatz, um Vielfalt zu fördern?
Die Zusammensetzung der Belegschaft zu kontrollieren, um zu beurteilen, inwieweit Gruppen, die von Diskriminierung bedroht sind, vertreten sind

		Soutient tout à fait		Soutient plutôt		Est plutôt opposé(e)		Est tout à fait opposé(e)	
		Totally support		Somewhat support		Somewhat oppose		Totally oppose	
		Voll und ganz dafür		Eher dafür		Eher dagegen		Voll und ganz dagegen	
%		EB	Diff.	EB	Diff.	EB	Diff.	EB	Diff.
		83.4	EB	83.4	EB	83.4	EB	83.4	EB
			77.4		77.4		77.4		77.4
	EU 28	30	<i>3</i>	39	<i>-3</i>	14	<i>0</i>	6	<i>0</i>
	BE	18	<i>-3</i>	50	<i>-3</i>	21	<i>3</i>	5	<i>0</i>
	BG	35	<i>-2</i>	36	<i>-5</i>	7	<i>2</i>	5	<i>2</i>
	CZ	19	<i>2</i>	43	<i>-13</i>	18	<i>2</i>	8	<i>5</i>
	DK	32	<i>-2</i>	40	<i>0</i>	11	<i>-2</i>	9	<i>2</i>
	DE	15	<i>-1</i>	41	<i>4</i>	25	<i>0</i>	11	<i>-2</i>
	EE	22	<i>0</i>	33	<i>-7</i>	8	<i>-5</i>	11	<i>2</i>
	IE	50	<i>19</i>	38	<i>-3</i>	5	<i>0</i>	2	<i>0</i>
	EL	34	<i>-2</i>	46	<i>-3</i>	8	<i>-1</i>	4	<i>3</i>
	ES	55	<i>5</i>	27	<i>-9</i>	4	<i>0</i>	2	<i>0</i>
	FR	24	<i>-1</i>	38	<i>-3</i>	15	<i>0</i>	9	<i>2</i>
	HR	26		45		11		3	
	IT	27	<i>3</i>	47	<i>-7</i>	11	<i>2</i>	3	<i>-1</i>
	CY	61	<i>15</i>	26	<i>-9</i>	5	<i>-3</i>	3	<i>1</i>
	LV	17	<i>2</i>	35	<i>-6</i>	16	<i>-2</i>	9	<i>0</i>
	LT	24	<i>4</i>	45	<i>-4</i>	9	<i>2</i>	7	<i>2</i>
	LU	25	<i>-6</i>	39	<i>-6</i>	14	<i>2</i>	6	<i>1</i>
	HU	27	<i>3</i>	44	<i>-5</i>	14	<i>1</i>	7	<i>3</i>
	MT	47	<i>8</i>	33	<i>-11</i>	6	<i>2</i>	2	<i>1</i>
	NL	27	<i>7</i>	39	<i>-2</i>	16	<i>-4</i>	13	<i>-2</i>
	AT	23	<i>11</i>	44	<i>10</i>	17	<i>-13</i>	8	<i>-8</i>
	PL	13	<i>3</i>	39	<i>-3</i>	15	<i>-5</i>	9	<i>2</i>
	PT	39	<i>7</i>	42	<i>1</i>	4	<i>-7</i>	3	<i>2</i>
	RO	44	<i>15</i>	29	<i>-7</i>	6	<i>-3</i>	2	<i>-2</i>
	SI	21	<i>-7</i>	36	<i>-2</i>	15	<i>-2</i>	12	<i>4</i>
	SK	11	<i>-2</i>	44	<i>-7</i>	19	<i>-2</i>	6	<i>3</i>
	FI	33	<i>-4</i>	42	<i>-4</i>	7	<i>-3</i>	4	<i>1</i>
	SE	35	<i>2</i>	33	<i>-2</i>	14	<i>-3</i>	11	<i>-1</i>
	UK	49	<i>11</i>	36	<i>-5</i>	8	<i>0</i>	3	<i>-1</i>

QC5.2 Dans quelle mesure soutenez-vous ou vous opposez-vous à chacune des mesures suivantes sur le lieu de travail pour encourager la diversité ?





























Surveiller la composition de l'ensemble des employés pour évaluer la représentation des groupes risquant d'être discriminés

QC5.2 To what extent do you support or oppose each of the following measures in the work place to foster diversity?

Monitoring the composition of the work-force to evaluate the representation of groups at risk of discrimination

QC5.2 Inwieweit sind Sie für oder gegen folgende Maßnahmen am Arbeitsplatz, um Vielfalt zu fördern?

Die Zusammensetzung der Belegschaft zu kontrollieren, um zu beurteilen, inwieweit Gruppen, die von Diskriminierung bedroht sind, vertreten sind






























%		NSP		Total 'Soutient'		Total 'Est opposé(e)'	
		EB	Diff. EB	Total 'Supports'		Total 'Opposes'	
				Gesamt 'Unterstützt'		Gesamt 'Ist Dagegen'	
		83.4	77.4	EB	Diff. EB	EB	Diff. EB
	EU 28	11	0	69	0	20	0
	BE	6	3	68	-6	26	3
	BG	17	3	71	-7	12	4
	CZ	12	4	62	-11	26	7
	DK	8	2	72	-2	20	0
	DE	8	-1	56	3	36	-2
	EE	26	10	55	-7	19	-3
	IE	5	-16	88	16	7	0
	EL	8	3	80	-5	12	2
	ES	12	4	82	-4	6	0
	FR	14	2	62	-4	24	2
	HR	15		71		14	
	IT	12	3	74	-4	14	1
	CY	5	-4	87	6	8	-2
	LV	23	6	52	-4	25	-2
	LT	15	-4	69	0	16	4
	LU	16	9	64	-12	20	3
	HU	8	-2	71	-2	21	4
	MT	12	0	80	-3	8	3
	NL	5	1	66	5	29	-6
	AT	8	0	67	21	25	-21
	PL	24	3	52	0	24	-3
	PT	12	-3	81	8	7	-5
	RO	19	-3	73	8	8	-5
	SI	16	7	57	-9	27	2
	SK	20	8	55	-9	25	1
	FI	14	10	75	-8	11	-2
	SE	7	4	68	0	25	-4
	UK	4	-5	85	6	11	-1

QC5.3 Dans quelle mesure soutenez-vous ou vous opposez-vous à chacune des mesures suivantes sur le lieu de travail pour encourager la diversité ?

Surveiller les procédures de recrutement pour s'assurer que les candidats appartenant à des groupes risquant d'être discriminés ont autant d'opportunités que d'autres candidats de compétences et de qualifications égales

QC5.3 To what extent do you support or oppose each of the following measures in the work place to foster diversity?
Monitoring recruitment procedures to ensure that candidates from groups at risk of discrimination have the same opportunities as other candidates with equal skills and qualifications

QC5.3 Inwieweit sind Sie für oder gegen folgende Maßnahmen am Arbeitsplatz, um Vielfalt zu fördern?
Die Einstellungsverfahren zu überwachen, um sicherzustellen, dass Bewerber aus Gruppen, die von Diskriminierung bedroht sind, dieselben Chancen haben wie andere Bewerber, die über die gleichen Fähigkeiten und Qualifikationen

		Soutient tout à fait		Soutient plutôt		Est plutôt opposé(e)		Est tout à fait opposé(e)	
		Totally support		Somewhat support		Somewhat oppose		Totally oppose	
		Voll und ganz dafür		Eher dafür		Eher dagegen		Voll und ganz dagegen	
%		EB	Diff. EB	EB	Diff. EB	EB	Diff. EB	EB	Diff. EB
		83.4	77.4	83.4	77.4	83.4	77.4	83.4	77.4
	EU 28	40	4	37	-3	9	-1	5	1
	BE	31	3	49	-4	13	1	3	-2
	BG	42	2	34	-6	4	0	3	1
	CZ	27	-1	43	-11	15	5	6	4
	DK	42	-4	35	0	9	1	6	1
	DE	27	2	42	3	18	-1	8	-2
	EE	34	1	30	-8	6	-3	8	2
	IE	57	20	34	-1	3	-1	2	0
	EL	38	-7	45	3	7	0	4	3
	ES	62	8	24	-10	2	-1	1	0
	FR	38	-1	37	-3	8	-1	5	2
	HR	30		46		8		4	
	IT	33	3	47	-3	8	0	2	-1
	CY	68	17	21	-11	4	-2	2	0
	LV	28	4	42	-2	9	-4	4	-2
	LT	32	4	39	-5	11	4	6	1
	LU	42	-2	32	-8	10	3	3	0
	HU	30	-1	44	-1	12	1	6	3
	MT	53	13	30	-12	4	0	2	1
	NL	45	3	35	1	10	0	7	-3
	AT	25	8	38	-1	18	-7	11	3
	PL	19	2	40	-7	12	0	7	3
	PT	47	6	37	0	4	-3	2	1
	RO	46	12	28	-5	5	-2	2	-1
	SI	30	-7	35	-4	11	0	9	4
	SK	14	-7	47	-9	15	3	6	5
	FI	45	1	35	-6	6	-2	4	0
	SE	64	5	22	-4	5	-3	6	1
	UK	63	13	29	-4	3	-3	1	-2





























QC5.3 Dans quelle mesure soutenez-vous ou vous opposez-vous à chacune des mesures suivantes sur le lieu de travail pour encourager la diversité ?

Surveiller les procédures de recrutement pour s'assurer que les candidats appartenant à des groupes risquant d'être discriminés ont autant d'opportunités que d'autres candidats de compétences et de qualifications égales

QC5.3 To what extent do you support or oppose each of the following measures in the work place to foster diversity?
Monitoring recruitment procedures to ensure that candidates from groups at risk of discrimination have the same opportunities as other candidates with equal skills and qualifications

QC5.3 Inwieweit sind Sie für oder gegen folgende Maßnahmen am Arbeitsplatz, um Vielfalt zu fördern?






























Die Einstellungsverfahren zu überwachen, um sicherzustellen, dass Bewerber aus Gruppen, die von Diskriminierung bedroht sind, dieselben Chancen haben wie andere Bewerber, die über die gleichen Fähigkeiten und Qualifikationen verfügen

%		NSP		Total 'Soutient'		Total 'Est opposé(e)'	
		EB	Diff. EB	Total 'Supports'		Total 'Opposes'	
				Gesamt 'Unterstützt'		Gesamt 'Ist Dagegen'	
		83.4	77.4	EB	Diff. EB	EB	Diff. EB
	EU 28	9	-1	77	1	14	0
	BE	4	2	80	-1	16	-1
	BG	17	3	76	-4	7	1
	CZ	9	3	70	-12	21	9
	DK	8	2	77	-4	15	2
	DE	5	-2	69	5	26	-3
	EE	22	8	64	-7	14	-1
	IE	4	-18	91	19	5	-1
	EL	6	1	83	-4	11	3
	ES	11	3	86	-2	3	-1
	FR	12	3	75	-4	13	1
	HR	12		76		12	
	IT	10	1	80	0	10	-1
	CY	5	-4	89	6	6	-2
	LV	17	4	70	2	13	-6
	LT	12	-4	71	-1	17	5
	LU	13	7	74	-10	13	3
	HU	8	-2	74	-2	18	4
	MT	11	-2	83	1	6	1
	NL	3	-1	80	4	17	-3
	AT	8	-3	63	7	29	-4
	PL	22	2	59	-5	19	3
	PT	10	-4	84	6	6	-2
	RO	19	-4	74	7	7	-3
	SI	15	7	65	-11	20	4
	SK	18	8	61	-16	21	8
	FI	10	7	80	-5	10	-2
	SE	3	1	86	1	11	-2
	UK	4	-4	92	9	4	-5

QC6 Sur une échelle de 1 à 10, pourriez-vous me dire si vous pensez que les efforts réalisés en (NOTRE PAYS) pour lutter contre toute forme de discrimination sont efficaces ? '1' signifie que vous considérez que ces efforts ne sont "pas du tout efficaces" et '10' qu'ils sont "très efficaces".

QC6 Using a scale from 1 to 10, please tell me if you think that the efforts made in (OUR COUNTRY) to fight all forms of discrimination are effective. '1' means you consider that these efforts are "not at all effective", and '10' that these efforts are "very effective".






























QC6 Bitte sagen Sie mir anhand einer Skala von 1 bis 10, ob die Bemühungen zur Bekämpfung aller Formen von Diskriminierung, die in (UNSEREM LAND) angestellt werden, Ihrer Meinung nach wirksam sind. '1' bedeutet, dass Sie diese Bemühungen für "überhaupt nicht wirksam" halten, und '10', dass Sie diese Bemühungen für "sehr wirksam" halten.

		1 Pas du tout efficaces		2		3		4	
		1 Not at all effective							
		1 Pas du tout efficaces		2		3		4	
%		EB 83.4	Diff. EB 77.4	EB 83.4	Diff. EB 77.4	EB 83.4	Diff. EB 77.4	EB 83.4	Diff. EB 77.4
	EU 28	6	-1	3	-1	7	-3	10	-1
	BE	4	1	2	-1	8	0	9	1
	BG	9	4	4	-3	8	-6	7	-8
	CZ	7	-6	5	-1	12	-2	13	-2
	DK	2	-1	2	-1	7	0	10	-1
	DE	3	0	2	0	7	-2	10	-2
	EE	4	-4	3	0	7	-5	9	-1
	IE	3	1	2	0	5	0	7	1
	EL	5	-7	3	-6	7	-4	10	-4
	ES	6	-5	3	-1	8	0	11	2
	FR	12	2	5	2	7	-6	12	-1
	HR	7		5		8		12	
	IT	6	1	3	-3	6	-3	9	-4
	CY	12	-3	6	1	13	3	10	-1
	LV	9	-2	3	-4	8	-2	9	0
	LT	8	-3	6	-1	8	-1	10	2
	LU	4	0	3	0	5	-1	5	-4
	HU	9	-9	4	-3	6	-10	9	-3
	MT	1	-2	1	0	2	-4	5	-5
	NL	3	1	3	1	7	-1	8	-4
	AT	2	0	2	-1	5	-1	7	-1
	PL	7	-2	3	-3	5	-5	7	-1
	PT	3	0	5	1	8	-2	12	2
	RO	10	5	3	0	5	-2	7	-4
	SI	10	0	4	-1	11	-1	9	-2
	SK	7	-4	5	-1	11	-3	7	-4
	FI	3	-3	2	-3	7	-8	11	0
	SE	3	-2	4	0	12	-2	13	-1
	UK	4	-2	2	0	6	0	8	1

QC6 Sur une échelle de 1 à 10, pourriez-vous me dire si vous pensez que les efforts réalisés en (NOTRE PAYS) pour lutter contre toute forme de discrimination sont efficaces ? '1' signifie que vous considérez que ces efforts ne sont "pas du tout efficaces" et '10' qu'ils sont "très efficaces".

QC6 Using a scale from 1 to 10, please tell me if you think that the efforts made in (OUR COUNTRY) to fight all forms of discrimination are effective. '1' means you consider that these efforts are "not at all effective", and '10' that these efforts are "very effective".






























QC6 Bitte sagen Sie mir anhand einer Skala von 1 bis 10, ob die Bemühungen zur Bekämpfung aller Formen von Diskriminierung, die in (UNSEREM LAND) angestellt werden, Ihrer Meinung nach wirksam sind. '1' bedeutet, dass Sie diese Bemühungen für "überhaupt nicht wirksam" halten, und '10', dass Sie diese Bemühungen für "sehr wirksam" halten.

		5		6		7		8	
%		EB 83.4	Diff. EB 77.4	EB 83.4	Diff. EB 77.4	EB 83.4	Diff. EB 77.4	EB 83.4	Diff. EB 77.4
	EU 28	21	-2	15	1	14	2	8	1
	BE	22	-7	15	-2	18	0	15	5
	BG	12	-2	8	-3	6	-3	3	-3
	CZ	20	0	12	4	10	0	6	2
	DK	23	-4	14	0	19	2	11	1
	DE	23	-5	15	0	15	4	8	1
	EE	19	-4	11	2	8	0	4	-1
	IE	20	2	15	-3	15	3	17	8
	EL	18	-3	13	0	14	7	9	5
	ES	19	-3	17	4	15	3	9	-1
	FR	28	-1	14	1	11	4	5	1
	HR	19		13		9		7	
	IT	17	-2	18	0	12	-2	6	1
	CY	23	1	8	-2	8	1	6	1
	LV	22	-2	11	5	8	5	4	1
	LT	23	-5	12	3	7	1	6	3
	LU	17	-5	11	-3	19	5	13	1
	HU	19	0	13	3	11	5	9	6
	MT	21	1	16	4	18	1	12	3
	NL	20	0	23	-1	24	4	7	0
	AT	19	-3	12	-3	19	4	12	2
	PL	17	-4	14	5	12	4	9	5
	PT	16	-3	13	-1	10	-1	6	1
	RO	13	-4	12	0	12	0	8	-1
	SI	21	1	12	1	11	0	6	-3
	SK	20	0	11	3	10	1	7	0
	FI	17	0	17	2	23	8	11	2
	SE	22	-2	16	3	16	1	6	0
	UK	23	-2	13	-1	17	2	13	2

QC6 Sur une échelle de 1 à 10, pourriez-vous me dire si vous pensez que les efforts réalisés en (NOTRE PAYS) pour lutter contre toute forme de discrimination sont efficaces ? '1' signifie que vous considérez que ces efforts ne sont "pas du tout efficaces" et '10' qu'ils sont "très efficaces".

QC6 Using a scale from 1 to 10, please tell me if you think that the efforts made in (OUR COUNTRY) to fight all forms of discrimination are effective. '1' means you consider that these efforts are "not at all effective", and '10' that these efforts are "very effective".






























QC6 Bitte sagen Sie mir anhand einer Skala von 1 bis 10, ob die Bemühungen zur Bekämpfung aller Formen von Diskriminierung, die in (UNSEREM LAND) angestellt werden, Ihrer Meinung nach wirksam sind. '1' bedeutet, dass Sie diese Bemühungen für "überhaupt nicht wirksam" halten, und '10', dass Sie diese Bemühungen für "sehr wirksam" halten.

		9		10 Très efficaces		Pas d'efforts réalisés en (NOTRE PAYS) (SPONTANE)		NSP	
		9		10 Very effective		No efforts made in (OUR COUNTRY) (SPONTANEOUS)		DK	
		9		10 Très efficaces		In (UNSEREM LAND) werden keine Bemühungen angestellt (SPONTAN)		WN	
%		EB 83.4	Diff. EB 77.4	EB 83.4	Diff. EB 77.4	EB 83.4	Diff. EB 77.4	EB 83.4	Diff. EB 77.4
 EU 28		2	0	3	1	5	3	7	0
 BE		2	1	2	1	0	0	3	1
 BG		1	-1	2	1	23	20	17	4
 CZ		1	0	3	2	7	2	5	2
 DK		3	1	2	0	3	1	4	2
 DE		1	-1	3	1	2	1	9	0
 EE		1	0	2	-1	15	10	17	5
 IE		4	2	6	3	1	-5	5	-11
 EL		2	2	2	1	10	5	6	3
 ES		2	-1	1	-2	2	1	7	2
 FR		1	0	2	1	1	0	3	-2
 HR		2		2		10		5	
 IT		2	1	4	3	9	3	7	3
 CY		1	1	1	-1	6	-1	5	-1
 LV		1	0	2	1	12	0	11	-3
 LT		2	1	2	-1	8	6	9	-3
 LU		4	1	5	2	6	4	10	1
 HU		2	1	4	3	8	4	5	2
 MT		4	2	10	6	1	-1	6	-7
 NL		1	1	0	-1	1	1	2	-2
 AT		4	2	3	1	6	0	8	-2
 PL		3	0	2	0	8	5	13	-4
 PT		1	1	1	1	12	2	13	0
 RO		4	1	4	2	12	8	10	-4
 SI		2	0	2	0	5	2	8	4
 SK		1	-1	2	0	11	6	8	3
 FI		2	0	3	1	0	0	4	2
 SE		1	0	1	0	1	1	5	2
 UK		3	0	5	0	1	0	5	0

QC6 Sur une échelle de 1 à 10, pourriez-vous me dire si vous pensez que les efforts réalisés en (NOTRE PAYS) pour lutter contre toute forme de discrimination sont efficaces ? '1' signifie que vous considérez que ces efforts ne sont "pas du tout efficaces" et '10' qu'ils sont "très efficaces".

QC6 Using a scale from 1 to 10, please tell me if you think that the efforts made in (OUR COUNTRY) to fight all forms of discrimination are effective. '1' means you consider that these efforts are "not at all effective", and '10' that these efforts are "very effective".

QC6 Bitte sagen Sie mir anhand einer Skala von 1 bis 10, ob die Bemühungen zur Bekämpfung aller Formen von Diskriminierung, die in (UNSEREM LAND) angestellt werden, Ihrer Meinung nach wirksam sind. '1' bedeutet, dass Sie diese Bemühungen für "überhaupt nicht wirksam" halten, und '10', dass Sie diese Bemühungen für "sehr wirksam" halten.

		Total 'Pas efficaces' (1-4)		Total 'Moyennement efficaces' (5-6)		Total 'Efficaces' (7-10)		Moyenne/Average	
		Total 'Not effective' (1-4)		Total 'Moderately effective' (5-6)		Total 'Effective' (7-10)		Average	
		Total 'Pas efficaces' (1-4)		Total 'Moyennement efficaces' (5-6)		Total 'Efficaces' (7-10)		Durchschnitt	
%		EB 83.4	Diff. EB 77.4	EB 83.4	Diff. EB 77.4	EB 83.4	Diff. EB 77.4	EB 83.4	Diff. EB 77.4
	EU 28	26	-5	36	-1	27	5	0	0
	BE	23	1	36	-10	38	8	0	0
	BG	29	-12	20	-4	11	-6	0	0
	CZ	36	-12	31	3	20	5	0	0
	DK	21	-4	38	-3	35	5	0	0
	DE	22	-3	39	-4	28	6	0	0
	EE	23	-10	30	-2	15	-2	0	0
	IE	18	3	34	-2	42	15	0	0
	EL	26	-20	31	-3	28	15	0	0
	ES	28	-4	36	2	27	0	0	0
	FR	36	-3	42	0	19	7	0	0
	HR	33		32		20			
	IT	24	-9	35	-2	25	4	0	0
	CY	41	0	32	0	16	2	0	0
	LV	29	-7	34	4	14	6	0	0
	LT	32	-4	35	-2	17	4	0	0
	LU	16	-6	28	-7	41	9	0	0
	HU	29	-24	32	3	26	15	0	0
	MT	9	-12	38	6	45	13	0	0
	NL	22	-2	43	-1	32	4	0	0
	AT	16	-2	32	-4	38	8	0	0
	PL	22	-12	31	1	26	9	0	0
	PT	28	1	29	-4	18	1	0	0
	RO	24	-2	26	-3	29	2	0	0
	SI	33	-5	33	2	21	-3	0	0
	SK	29	-13	31	3	21	1	0	0
	FI	22	-15	34	2	39	10	0	0
	SE	33	-5	38	1	23	1	0	0
	UK	21	0	36	-3	37	3	0	0

QC7.1 Diriez-vous que suffisamment d'efforts sont faits pour encourager la diversité sur votre lieu de travail en ce qui concerne ... ?






























L'origine ethnique

QC7.1 Do you think that enough is being done to promote diversity in your work place as far as each of the following is concerned?

Ethnic origin

QC7.1 Sind Sie der Meinung, dass genug getan wird, um an Ihrem Arbeitsplatz die Vielfalt in Bezug auf jeden der folgenden Aspekte zu fördern? Wie ist das in Bezug auf ...?

Ethnische Herkunft

		Oui, tout à fait		Oui, plutôt		Non, pas vraiment		Non, Pas du tout	
		Yes, definitely		Yes, to some extent		No, not really		No, definitely not	
		Ja, sicher		Ja, bis zu einem gewissen Grad		Nein, nicht wirklich		Nein, sicher nicht	
%		EB 83.4	Diff. EB 77.4	EB 83.4	Diff. EB 77.4	EB 83.4	Diff. EB 77.4	EB 83.4	Diff. EB 77.4
	EU 28	9	3	15	0	11	-3	5	0
	BE	9	3	16	-4	11	-5	4	0
	BG	5	-3	8	-7	7	-6	11	1
	CZ	7	3	12	-5	17	-3	11	1
	DK	16	2	13	-6	7	-3	2	-1
	DE	10	3	16	1	11	-4	3	-1
	EE	9	1	10	-1	6	-8	7	-2
	IE	12	6	18	3	9	-1	5	1
	EL	2	-1	13	2	13	-2	9	-2
	ES	4	0	10	0	10	0	8	0
	FR	10	3	16	-2	9	-3	4	-1
	HR	7		10		10		7	
	IT	3	0	15	1	18	0	7	1
	CY	9	0	12	-2	12	3	11	3
	LV	11	4	9	0	4	-5	5	1
	LT	11	6	7	-1	8	0	7	-2
	LU	12	3	16	-5	6	-4	3	-2
	HU	6	1	14	0	12	-1	7	-2
	MT	8	2	16	3	13	5	4	-1
	NL	14	8	14	-6	10	-10	3	-1
	AT	6	4	24	7	15	-4	5	-3
	PL	4	3	12	5	12	-4	5	-2
	PT	3	2	9	-1	17	9	11	4
	RO	7	3	10	2	7	-3	8	2
	SI	8	1	12	0	9	0	4	-1
	SK	5	1	16	-1	11	-12	7	0
	FI	7	1	18	-5	13	-2	1	-2
	SE	19	-3	14	-5	10	0	4	0
	UK	21	10	18	-2	6	-5	2	0

QC7.1 Diriez-vous que suffisamment d'efforts sont faits pour encourager la diversité sur votre lieu de travail en ce qui concerne ... ?






























L'origine ethnique

QC7.1 Do you think that enough is being done to promote diversity in your work place as far as each of the following is concerned?

Ethnic origin

QC7.1 Sind Sie der Meinung, dass genug getan wird, um an Ihrem Arbeitsplatz die Vielfalt in Bezug auf jeden der folgenden Aspekte zu fördern? Wie ist das in Bezug auf ...?

Ethnische Herkunft

		Il' n'y a pas besoin d'encourager la diversité (SPONTANE)		Pas applicable (SPONTANE)		NSP		Total 'Oui'		Total 'Non'	
		There is no need to promote diversity (SPONTANEOUS)		Not applicable (SPONTANEOUS)		DK		Total 'Yes'		Total 'No'	
		Es besteht keine Notwendigkeit, Vielfalt zu fördern (SPONTAN)		Nicht zutreffend (SPONTAN)		WN		Gesamt 'Ja'		Gesamt 'Nein'	
%		EB 83.4	Diff. EB 77.4	EB 83.4	Diff. EB 77.4	EB 83.4	Diff. EB 77.4	EB 83.4	Diff. EB 77.4	EB 83.4	Diff. EB 77.4
	EU 28	5	2	53	-1	2	-1	24	3	16	-3
	BE	2	0	56	5	2	1	25	-1	15	-5
	BG	15	15	51	-2	3	2	13	-10	18	-5
	CZ	6	3	45	2	2	-1	19	-2	28	-2
	DK	5	3	55	4	2	1	29	-4	9	-4
	DE	4	1	54	1	2	-1	26	4	14	-5
	EE	14	10	46	-4	8	4	19	0	13	-10
	IE	4	2	52	-5	0	-6	30	9	14	0
	EL	5	2	57	1	1	0	15	1	22	-4
	ES	5	2	61	-3	2	1	14	0	18	0
	FR	2	1	55	2	4	0	26	1	13	-4
	HR	6		58		2		17		17	
	IT	5	2	51	-1	1	-3	18	1	25	1
	CY	4	0	51	1	1	-5	21	-2	23	6
	LV	12	2	53	-3	6	1	20	4	9	-4
	LT	8	4	54	-5	5	-2	18	5	15	-2
	LU	5	2	52	2	6	4	28	-2	9	-6
	HU	8	4	52	0	1	-2	20	1	19	-3
	MT	4	1	52	-9	3	-1	24	5	17	4
	NL	6	4	51	4	2	1	28	2	13	-11
	AT	7	-1	40	-4	3	1	30	11	20	-7
	PL	19	16	46	-14	2	-4	16	8	17	-6
	PT	5	1	53	-11	2	-4	12	1	28	13
	RO	5	1	61	3	2	-8	17	5	15	-1
	SI	6	-1	58	2	3	-1	20	1	13	-1
	SK	7	4	50	6	4	2	21	0	18	-12
	FI	6	5	51	2	4	1	25	-4	14	-4
	SE	4	2	46	5	3	1	33	-8	14	0
	UK	1	0	50	-2	2	-1	39	8	8	-5

QC7.2 Diriez-vous que suffisamment d'efforts sont faits pour encourager la diversité sur votre lieu de travail en ce qui concerne ... ?






























Le sexe

QC7.2 Do you think that enough is being done to promote diversity in your work place as far as each of the following is concerned?

Gender

QC7.2 Sind Sie der Meinung, dass genug getan wird, um an Ihrem Arbeitsplatz die Vielfalt in Bezug auf jeden der folgenden Aspekte zu fördern? Wie ist das in Bezug auf ...?

Geschlecht

		Oui, tout à fait		Oui, plutôt		Non, pas vraiment		Non, Pas du tout	
		Yes, definitely		Yes, to some extent		No, not really		No, definitely not	
		Ja, sicher		Ja, bis zu einem gewissen Grad		Nein, nicht wirklich		Nein, sicher nicht	
%		EB 83.4	Diff. EB 77.4	EB 83.4	Diff. EB 77.4	EB 83.4	Diff. EB 77.4	EB 83.4	Diff. EB 77.4
	EU 28	13	5	15	1	8	-4	4	-2
	BE	12	3	16	-5	9	-3	3	-1
	BG	8	-2	7	-6	7	-3	8	-3
	CZ	14	6	17	-1	12	-5	5	-5
	DK	20	2	12	-6	4	-4	1	-2
	DE	17	4	14	1	6	-6	3	-2
	EE	9	-1	10	0	7	-6	7	-2
	IE	15	10	18	3	7	-2	4	0
	EL	7	2	13	2	7	-5	6	-4
	ES	8	2	10	0	8	0	7	0
	FR	13	3	17	-1	8	-2	3	-2
	HR	8		13		8		6	
	IT	2	-2	18	4	14	-3	5	-1
	CY	14	3	12	-2	5	-4	9	3
	LV	15	6	7	-3	4	-5	5	1
	LT	16	10	8	-1	7	-2	5	-3
	LU	12	1	17	0	6	-4	3	-2
	HU	7	1	16	2	9	-7	7	0
	MT	19	12	16	0	6	2	2	-4
	NL	20	10	13	-6	5	-9	2	-3
	AT	11	5	22	4	13	-3	3	-4
	PL	6	4	13	4	11	-4	5	-1
	PT	6	5	16	7	8	-1	8	1
	RO	8	5	10	3	7	-5	6	0
	SI	10	1	13	0	8	1	3	-3
	SK	12	7	18	-3	9	-11	4	-2
	FI	11	2	17	-6	11	-1	1	-1
	SE	26	0	11	-8	9	1	2	-1
	UK	25	13	16	-2	5	-6	2	0

QC7.2 Diriez-vous que suffisamment d'efforts sont faits pour encourager la diversité sur votre lieu de travail en ce qui concerne ... ?






























Le sexe

QC7.2 Do you think that enough is being done to promote diversity in your work place as far as each of the following is concerned?

Gender

QC7.2 Sind Sie der Meinung, dass genug getan wird, um an Ihrem Arbeitsplatz die Vielfalt in Bezug auf jeden der folgenden Aspekte zu fördern? Wie ist das in Bezug auf ...?

Geschlecht

		Il' n'y a pas besoin d'encourager la diversité (SPONTANE)		Pas applicable (SPONTANE)		NSP		Total 'Oui'		Total 'Non'	
		There is no need to promote diversity (SPONTANEOUS)		Not applicable (SPONTANEOUS)		DK		Total 'Yes'		Total 'No'	
		Es besteht keine Notwendigkeit, Vielfalt zu fördern (SPONTAN)		Nicht zutreffend (SPONTAN)		WN		Gesamt 'Ja'		Gesamt 'Nein'	
%		EB	Diff. EB	EB	Diff. EB	EB	Diff. EB	EB	Diff. EB	EB	Diff. EB
		83.4	77.4	83.4	77.4	83.4	77.4	83.4	77.4	83.4	77.4
	EU 28	6	3	53	-1	1	-2	28	6	12	-6
	BE	2	0	56	5	2	1	28	-2	12	-4
	BG	18	18	49	-4	3	0	15	-8	15	-6
	CZ	7	4	44	2	1	-1	31	5	17	-10
	DK	6	5	55	4	2	1	32	-4	5	-6
	DE	5	2	54	2	1	-1	31	5	9	-8
	EE	14	10	46	-3	7	2	19	-1	14	-8
	IE	4	0	52	-5	0	-6	33	13	11	-2
	EL	9	4	57	0	1	1	20	4	13	-9
	ES	5	1	60	-4	2	1	18	2	15	0
	FR	2	1	55	2	2	-1	30	2	11	-4
	HR	6		58		1		21		14	
	IT	9	5	51	-1	1	-2	20	2	19	-4
	CY	8	3	51	1	1	-4	26	1	14	-1
	LV	11	3	52	-4	6	2	22	3	9	-4
	LT	7	3	54	-4	3	-3	24	9	12	-5
	LU	6	3	52	1	4	1	29	1	9	-6
	HU	8	6	52	-1	1	-1	23	3	16	-7
	MT	5	2	51	-9	1	-3	35	12	8	-2
	NL	7	4	51	4	2	0	33	4	7	-12
	AT	9	0	40	-3	2	1	33	9	16	-7
	PL	17	15	46	-14	2	-4	19	8	16	-5
	PT	8	3	52	-13	2	-2	22	12	16	0
	RO	5	0	62	4	2	-7	18	8	13	-5
	SI	6	0	58	2	2	-1	23	1	11	-2
	SK	5	2	49	6	3	1	30	4	13	-13
	FI	6	4	51	2	3	0	28	-4	12	-2
	SE	5	3	45	4	2	1	37	-8	11	0
	UK	1	0	50	-3	1	-2	41	11	7	-6

QC7.3 Diriez-vous que suffisamment d'efforts sont faits pour encourager la diversité sur votre lieu de travail en ce qui concerne ... ?






























L'orientation sexuelle (être homosexuel, lesbienne ou bisexuel)

QC7.3 Do you think that enough is being done to promote diversity in your work place as far as each of the following is concerned?

Sexual orientation (being gay, lesbian or bisexual)

QC7.3 Sind Sie der Meinung, dass genug getan wird, um an Ihrem Arbeitsplatz die Vielfalt in Bezug auf jeden der folgenden Aspekte zu fördern? Wie ist das in Bezug auf ...?

Die sexuelle Orientierung (dass jemand schwul, lesbisch oder bisexuell ist)

		Oui, tout à fait		Oui, plutôt		Non, pas vraiment		Non, Pas du tout	
		Yes, definitely		Yes, to some extent		No, not really		No, definitely not	
		Ja, sicher		Ja, bis zu einem gewissen Grad		Nein, nicht wirklich		Nein, sicher nicht	
%		EB 83.4	Diff. EB 77.4	EB 83.4	Diff. EB 77.4	EB 83.4	Diff. EB 77.4	EB 83.4	Diff. EB 77.4
	EU 28	8	3	12	1	10	-4	6	0
	BE	9	2	15	-4	10	-4	4	-1
	BG	2	-4	3	-5	6	-7	12	-1
	CZ	6	3	11	-1	13	-5	10	-2
	DK	12	0	8	-6	7	-4	2	-3
	DE	9	3	12	2	11	-5	4	-2
	EE	4	-1	5	-2	4	-9	8	-3
	IE	13	9	17	5	8	0	4	-2
	EL	2	-2	10	1	13	-2	11	0
	ES	5	1	9	1	9	-1	9	1
	FR	9	4	11	-2	8	-4	4	-2
	HR	5		8		11		9	
	IT	2	-2	12	-1	18	1	9	3
	CY	4	2	9	2	12	-1	14	4
	LV	4	1	5	0	4	-3	5	0
	LT	4	1	4	-2	7	-1	9	0
	LU	7	-2	15	0	6	-7	4	-1
	HU	3	0	8	1	9	-4	8	-1
	MT	12	7	18	3	11	5	2	-3
	NL	15	9	10	-5	9	-11	3	-1
	AT	5	3	20	5	15	-2	4	-5
	PL	4	3	10	4	10	-5	7	-1
	PT	3	2	8	0	13	5	13	6
	RO	3	2	6	1	7	-4	10	3
	SI	6	1	9	0	10	1	3	-3
	SK	4	2	11	-2	11	-10	7	-3
	FI	6	1	12	-8	15	-2	2	-1
	SE	17	-3	9	-4	10	-1	2	-4
	UK	21	11	17	1	6	-6	1	-2

QC7.3 Diriez-vous que suffisamment d'efforts sont faits pour encourager la diversité sur votre lieu de travail en ce qui concerne ... ?






























L'orientation sexuelle (être homosexuel, lesbienne ou bisexuel)

QC7.3 Do you think that enough is being done to promote diversity in your work place as far as each of the following is concerned?

Sexual orientation (being gay, lesbian or bisexual)

QC7.3 Sind Sie der Meinung, dass genug getan wird, um an Ihrem Arbeitsplatz die Vielfalt in Bezug auf jeden der folgenden Aspekte zu fördern? Wie ist das in Bezug auf ...?

Die sexuelle Orientierung (dass jemand schwul, lesbisch oder bisexuell ist)

		Il' n'y a pas besoin d'encourager la diversité (SPONTANE)		Pas applicable (SPONTANE)		NSP		Total 'Oui'		Total 'Non'	
		There is no need to promote diversity (SPONTANEOUS)		Not applicable (SPONTANEOUS)		DK		Total 'Yes'		Total 'No'	
		Es besteht keine Notwendigkeit, Vielfalt zu fördern (SPONTAN)		Nicht zutreffend (SPONTAN)		WN		Gesamt 'Ja'		Gesamt 'Nein'	
%		EB	Diff. EB	EB	Diff. EB	EB	Diff. EB	EB	Diff. EB	EB	Diff. EB
		83.4	77.4	83.4	77.4	83.4	77.4	83.4	77.4	83.4	77.4
	EU 28	6	2	54	-1	4	-1	20	4	16	-4
	BE	3	1	56	4	3	2	24	-2	14	-5
	BG	15	14	56	3	6	0	5	-9	18	-8
	CZ	10	4	47	3	3	-2	17	2	23	-7
	DK	6	4	59	6	6	3	20	-6	9	-7
	DE	5	0	54	1	5	1	21	5	15	-7
	EE	15	10	48	-2	16	7	9	-3	12	-12
	IE	4	0	54	-3	0	-9	30	14	12	-2
	EL	6	2	57	1	1	0	12	-1	24	-2
	ES	5	1	61	-3	2	0	14	2	18	0
	FR	2	0	56	2	10	2	20	2	12	-6
	HR	6		58		3		13		20	
	IT	7	3	51	-1	1	-3	14	-3	27	4
	CY	4	0	51	1	6	-8	13	4	26	3
	LV	14	1	56	-3	12	4	9	1	9	-3
	LT	10	5	56	-3	10	0	8	-1	16	-1
	LU	5	3	54	3	9	4	22	-2	10	-8
	HU	12	6	58	3	2	-5	11	1	17	-5
	MT	4	1	51	-10	2	-3	30	10	13	2
	NL	8	4	52	4	3	0	25	4	12	-12
	AT	10	1	41	-4	5	2	25	8	19	-7
	PL	20	18	46	-14	3	-5	14	7	17	-6
	PT	6	2	54	-11	3	-4	11	2	26	11
	RO	5	1	64	4	5	-7	9	3	17	-1
	SI	7	-1	59	2	6	0	15	1	13	-2
	SK	8	2	53	9	6	2	15	0	18	-13
	FI	7	5	51	2	7	3	18	-7	17	-3
	SE	6	3	47	5	9	4	26	-7	12	-5
	UK	1	0	50	-3	4	-1	38	12	7	-8

QC7.4 Diriez-vous que suffisamment d'efforts sont faits pour encourager la diversité sur votre lieu de travail en ce qui concerne ... ?






























L'âge, pour les personnes de plus de 55 ans

QC7.4 Do you think that enough is being done to promote diversity in your work place as far as each of the following is concerned?

Age, for people over 55 years old

QC7.4 Sind Sie der Meinung, dass genug getan wird, um an Ihrem Arbeitsplatz die Vielfalt in Bezug auf jeden der folgenden Aspekte zu fördern? Wie ist das in Bezug auf ...?

Das Alter, also für Menschen, die über 55 Jahre alt sind

		Oui, tout à fait		Oui, plutôt		Non, pas vraiment		Non, Pas du tout	
		Yes, definitely		Yes, to some extent		No, not really		No, definitely not	
		Ja, sicher		Ja, bis zu einem gewissen Grad		Nein, nicht wirklich		Nein, sicher nicht	
%		EB 83.4	Diff. EB 77.4	EB 83.4	Diff. EB 77.4	EB 83.4	Diff. EB 77.4	EB 83.4	Diff. EB 77.4
	EU 28	8	2	14	1	12	-3	7	0
	BE	7	2	13	-4	14	-5	7	1
	BG	6	1	8	-6	9	-7	11	0
	CZ	9	3	15	0	17	-1	10	-5
	DK	14	2	14	-5	8	-4	3	0
	DE	10	3	17	2	10	-6	5	-1
	EE	8	0	9	-4	10	-4	6	-3
	IE	11	7	18	7	10	-1	5	-1
	EL	2	-2	9	1	14	-2	12	0
	ES	4	0	8	0	11	1	11	1
	FR	8	3	16	1	11	-5	6	-1
	HR	7		10		10		8	
	IT	2	-2	13	5	18	-1	8	-1
	CY	4	0	13	3	12	-3	15	1
	LV	13	6	11	-2	6	-3	5	-1
	LT	12	8	9	-3	11	1	7	-1
	LU	9	4	13	-4	10	-5	5	-4
	HU	6	1	15	1	13	-2	7	-3
	MT	12	6	14	4	13	1	4	-1
	NL	10	5	13	-5	12	-8	8	1
	AT	7	2	21	3	18	-1	5	-3
	PL	5	3	13	5	12	-4	5	-2
	PT	3	2	9	1	13	5	16	7
	RO	5	2	9	0	9	-2	11	2
	SI	7	1	13	-1	10	0	6	0
	SK	8	2	18	-6	11	-7	6	0
	FI	8	2	17	-6	12	-3	3	0
	SE	18	-2	12	-4	11	-2	4	-1
	UK	19	9	16	-1	10	-4	2	-1

QC7.4 Diriez-vous que suffisamment d'efforts sont faits pour encourager la diversité sur votre lieu de travail en ce qui concerne ... ?






























L'âge, pour les personnes de plus de 55 ans

QC7.4 Do you think that enough is being done to promote diversity in your work place as far as each of the following is concerned?

Age, for people over 55 years old

QC7.4 Sind Sie der Meinung, dass genug getan wird, um an Ihrem Arbeitsplatz die Vielfalt in Bezug auf jeden der folgenden Aspekte zu fördern? Wie ist das in Bezug auf ...?

Das Alter, also für Menschen, die über 55 Jahre alt sind

		Il' n'y a pas besoin d'encourager la diversité (SPONTANE)		Pas applicable (SPONTANE)		NSP		Total 'Oui'		Total 'Non'	
		There is no need to promote diversity (SPONTANEOUS)		Not applicable (SPONTANEOUS)		DK		Total 'Yes'		Total 'No'	
		Es besteht keine Notwendigkeit, Vielfalt zu fördern (SPONTAN)		Nicht zutreffend (SPONTAN)		WN		Gesamt 'Ja'		Gesamt 'Nein'	
%		EB 83.4	Diff. EB 77.4	EB 83.4	Diff. EB 77.4	EB 83.4	Diff. EB 77.4	EB 83.4	Diff. EB 77.4	EB 83.4	Diff. EB 77.4
	EU 28	5	3	52	-2	2	-1	22	3	19	-3
	BE	2	0	56	5	1	1	20	-2	21	-4
	BG	14	14	49	-4	3	2	14	-5	20	-7
	CZ	4	2	44	2	1	-1	24	3	27	-6
	DK	5	3	54	3	2	1	28	-3	11	-4
	DE	4	2	53	1	1	-1	27	5	15	-7
	EE	12	9	47	-2	8	4	17	-4	16	-7
	IE	3	-1	53	-4	0	-7	29	14	15	-2
	EL	5	2	57	1	1	0	11	-1	26	-2
	ES	4	1	60	-4	2	1	12	0	22	2
	FR	1	0	55	2	3	0	24	4	17	-6
	HR	6		58		1		17		18	
	IT	7	4	51	-2	1	-3	15	3	26	-2
	CY	4	2	50	0	2	-3	17	3	27	-2
	LV	9	3	51	-3	5	0	24	4	11	-4
	LT	6	3	52	-5	3	-3	21	5	18	0
	LU	5	4	52	1	6	4	22	0	15	-9
	HU	7	5	51	-1	1	-1	21	2	20	-5
	MT	4	0	51	-8	2	-2	26	10	17	0
	NL	4	2	51	5	2	0	23	0	20	-7
	AT	6	0	40	-3	3	2	28	5	23	-4
	PL	17	15	46	-13	2	-4	18	8	17	-6
	PT	5	1	52	-13	2	-3	12	3	29	12
	RO	4	1	60	4	2	-7	14	2	20	0
	SI	4	-2	58	2	2	0	20	0	16	0
	SK	5	3	48	6	4	2	26	-4	17	-7
	FI	6	4	50	2	4	1	25	-4	15	-3
	SE	6	3	46	5	3	1	30	-6	15	-3
	UK	1	1	50	-3	2	-1	35	8	12	-5

QC7.5 Diriez-vous que suffisamment d'efforts sont faits pour encourager la diversité sur votre lieu de travail en ce qui concerne ... ?






























L'âge, pour les personnes de moins de 30 ans

QC7.5 Do you think that enough is being done to promote diversity in your work place as far as each of the following is concerned?

Age, for people under 30 years old

QC7.5 Sind Sie der Meinung, dass genug getan wird, um an Ihrem Arbeitsplatz die Vielfalt in Bezug auf jeden der folgenden Aspekte zu fördern? Wie ist das in Bezug auf ...?

Das Alter, also für Menschen, die unter 30 Jahre alt sind

		Oui, tout à fait		Oui, plutôt		Non, pas vraiment		Non, Pas du tout	
		Yes, definitely		Yes, to some extent		No, not really		No, definitely not	
		Ja, sicher		Ja, bis zu einem gewissen Grad		Nein, nicht wirklich		Nein, sicher nicht	
%		EB 83.4	Diff. EB 77.4	EB 83.4	Diff. EB 77.4	EB 83.4	Diff. EB 77.4	EB 83.4	Diff. EB 77.4
	EU 28	13	4	14	0	7	-5	4	-1
	BE	12	2	17	-5	7	-3	4	0
	BG	9	0	8	-7	7	-4	9	-1
	CZ	16	8	15	-4	12	-2	6	-5
	DK	20	4	12	-7	5	-4	1	-1
	DE	18	5	13	1	4	-7	3	-3
	EE	12	1	11	-1	5	-7	6	-2
	IE	16	11	17	3	6	0	3	-2
	EL	5	1	12	3	7	-6	9	0
	ES	8	2	11	2	7	-3	7	0
	FR	16	6	18	-2	6	-3	2	-2
	HR	8		11		8		6	
	IT	3	0	17	4	13	-2	5	-2
	CY	12	2	11	-1	7	-5	11	3
	LV	17	7	8	-6	4	-3	5	2
	LT	17	10	9	-2	6	-1	5	-3
	LU	15	3	17	-4	4	-3	2	-2
	HU	8	0	16	2	10	-3	7	0
	MT	18	8	15	2	7	2	3	-2
	NL	21	9	13	-7	5	-9	2	-2
	AT	13	5	21	3	11	-2	3	-5
	PL	7	4	13	3	11	-3	4	-2
	PT	6	4	16	7	7	-1	7	1
	RO	9	6	9	-1	5	-5	8	2
	SI	11	-1	13	0	8	2	2	-3
	SK	13	6	18	-1	7	-12	5	-2
	FI	11	2	15	-7	12	-1	1	-2
	SE	30	2	9	-8	5	-2	1	-2
	UK	24	12	16	-1	5	-8	2	0

QC7.5 Diriez-vous que suffisamment d'efforts sont faits pour encourager la diversité sur votre lieu de travail en ce qui concerne ... ?






























L'âge, pour les personnes de moins de 30 ans

QC7.5 Do you think that enough is being done to promote diversity in your work place as far as each of the following is concerned?

Age, for people under 30 years old

QC7.5 Sind Sie der Meinung, dass genug getan wird, um an Ihrem Arbeitsplatz die Vielfalt in Bezug auf jeden der folgenden Aspekte zu fördern? Wie ist das in Bezug auf ...?

Das Alter, also für Menschen, die unter 30 Jahre alt sind

		Il' n'y a pas besoin d'encourager la diversité (SPONTANE)		Pas applicable (SPONTANE)		NSP		Total 'Oui'		Total 'Non'	
		There is no need to promote diversity (SPONTANEOUS)		Not applicable (SPONTANEOUS)		DK		Total 'Yes'		Total 'No'	
		Es besteht keine Notwendigkeit, Vielfalt zu fördern (SPONTAN)		Nicht zutreffend (SPONTAN)		WN		Gesamt 'Ja'		Gesamt 'Nein'	
%		EB	Diff. EB	EB	Diff. EB	EB	Diff. EB	EB	Diff. EB	EB	Diff. EB
		83.4	77.4	83.4	77.4	83.4	77.4	83.4	77.4	83.4	77.4
	EU 28	7	4	53	-1	2	-1	27	4	11	-6
	BE	2	0	57	6	1	0	29	-3	11	-3
	BG	16	16	48	-5	3	1	17	-7	16	-5
	CZ	7	4	43	1	1	-2	31	4	18	-7
	DK	5	3	55	4	2	1	32	-3	6	-5
	DE	7	3	54	2	1	-1	31	6	7	-10
	EE	12	9	46	-4	8	4	23	0	11	-9
	IE	6	0	52	-5	0	-7	33	14	9	-2
	EL	9	2	57	0	1	0	17	4	16	-6
	ES	5	2	60	-4	2	1	19	4	14	-3
	FR	2	1	54	1	2	-1	34	4	8	-5
	HR	7		58		2		19		14	
	IT	10	4	51	-2	1	-2	20	4	18	-4
	CY	7	4	51	1	1	-4	23	1	18	-2
	LV	9	2	51	-4	6	2	25	1	9	-1
	LT	7	3	53	-4	3	-3	26	8	11	-4
	LU	5	3	52	1	5	2	32	-1	6	-5
	HU	7	4	51	-1	1	-2	24	2	17	-3
	MT	5	1	50	-9	2	-2	33	10	10	0
	NL	7	5	50	4	2	0	34	2	7	-11
	AT	9	0	41	-2	2	1	34	8	14	-7
	PL	18	16	46	-14	1	-4	20	7	15	-5
	PT	9	4	53	-12	2	-3	22	11	14	0
	RO	5	1	62	5	2	-8	18	5	13	-3
	SI	6	0	58	2	2	0	24	-1	10	-1
	SK	5	2	48	5	4	2	31	5	12	-14
	FI	7	5	50	2	4	1	26	-5	13	-3
	SE	6	4	46	5	3	1	39	-6	6	-4
	UK	2	1	50	-2	1	-2	40	11	7	-8

QC7.6 Diriez-vous que suffisamment d'efforts sont faits pour encourager la diversité sur votre lieu de travail en ce qui concerne ... ?






























La religion ou les convictions

QC7.6 Do you think that enough is being done to promote diversity in your work place as far as each of the following is concerned?

Religion or beliefs

QC7.6 Sind Sie der Meinung, dass genug getan wird, um an Ihrem Arbeitsplatz die Vielfalt in Bezug auf jeden der folgenden Aspekte zu fördern? Wie ist das in Bezug auf ...?

Die Religion oder den Glauben

		Oui, tout à fait		Oui, plutôt		Non, pas vraiment		Non, Pas du tout	
		Yes, definitely		Yes, to some extent		No, not really		No, definitely not	
		Ja, sicher		Ja, bis zu einem gewissen Grad		Nein, nicht wirklich		Nein, sicher nicht	
%		EB 83.4	Diff. EB 77.4	EB 83.4	Diff. EB 77.4	EB 83.4	Diff. EB 77.4	EB 83.4	Diff. EB 77.4
	EU 28	9	3	14	1	9	-5	5	-1
	BE	9	3	15	-3	10	-7	4	-1
	BG	6	-3	7	-6	6	-5	10	-2
	CZ	9	5	11	-2	11	-5	10	-3
	DK	12	0	9	-7	7	-6	3	-1
	DE	11	4	15	3	10	-6	3	-2
	EE	6	0	7	-2	6	-8	8	-3
	IE	13	9	17	3	7	0	4	-1
	EL	3	1	11	0	12	-3	9	-1
	ES	4	0	9	1	10	0	9	1
	FR	9	2	15	0	7	-5	3	-2
	HR	6		11		10		7	
	IT	2	-1	17	3	15	-3	6	0
	CY	7	1	12	0	11	-2	12	3
	LV	12	5	7	-1	4	-4	5	1
	LT	12	7	6	-1	6	-3	7	-2
	LU	9	1	13	-4	6	-6	4	-1
	HU	7	2	10	3	8	-5	8	-2
	MT	12	5	18	5	9	4	3	-4
	NL	12	6	12	-6	9	-9	4	-1
	AT	6	3	21	5	16	-3	5	-2
	PL	4	3	12	5	11	-4	5	-2
	PT	2	1	13	5	10	2	7	0
	RO	7	5	11	5	6	-4	7	-1
	SI	8	1	12	0	9	0	3	-3
	SK	9	5	15	1	7	-14	7	-3
	FI	7	2	13	-8	13	-4	2	-1
	SE	16	-3	11	-7	10	-1	3	-1
	UK	22	11	17	-1	5	-7	2	0

QC7.6 Diriez-vous que suffisamment d'efforts sont faits pour encourager la diversité sur votre lieu de travail en ce qui concerne ... ?






























La religion ou les convictions

QC7.6 Do you think that enough is being done to promote diversity in your work place as far as each of the following is concerned?

Religion or beliefs

QC7.6 Sind Sie der Meinung, dass genug getan wird, um an Ihrem Arbeitsplatz die Vielfalt in Bezug auf jeden der folgenden Aspekte zu fördern? Wie ist das in Bezug auf ...?

Die Religion oder den Glauben

		Il' n'y a pas besoin d'encourager la diversité (SPONTANE)		Pas applicable (SPONTANE)		NSP		Total 'Oui'		Total 'Non'	
		There is no need to promote diversity (SPONTANEOUS)		Not applicable (SPONTANEOUS)		DK		Total 'Yes'		Total 'No'	
		Es besteht keine Notwendigkeit, Vielfalt zu fördern (SPONTAN)		Nicht zutreffend (SPONTAN)		WN		Gesamt 'Ja'		Gesamt 'Nein'	
%		EB	Diff. EB	EB	Diff. EB	EB	Diff. EB	EB	Diff. EB	EB	Diff. EB
		83.4	77.4	83.4	77.4	83.4	77.4	83.4	77.4	83.4	77.4
	EU 28	7	4	53	-1	3	-1	23	4	14	-6
	BE	3	1	57	6	2	1	24	0	14	-8
	BG	17	17	50	-3	4	2	13	-9	16	-7
	CZ	11	5	45	1	3	-1	20	3	21	-8
	DK	6	4	58	7	5	3	21	-7	10	-7
	DE	6	2	53	0	2	-1	26	7	13	-8
	EE	15	11	46	-4	12	6	13	-2	14	-11
	IE	6	0	53	-4	0	-7	30	12	11	-1
	EL	7	3	57	0	1	0	14	1	21	-4
	ES	5	1	61	-3	2	0	13	1	19	1
	FR	3	1	55	2	8	2	24	2	10	-7
	HR	6		58		2		17		17	
	IT	7	3	51	0	2	-2	19	2	21	-3
	CY	5	2	51	1	2	-5	19	1	23	1
	LV	12	2	53	-4	7	1	19	4	9	-3
	LT	8	4	55	-4	6	-1	18	6	13	-5
	LU	7	4	52	1	9	5	22	-3	10	-7
	HU	10	4	55	1	2	-3	17	5	16	-7
	MT	6	2	50	-10	2	-2	30	10	12	0
	NL	8	4	52	5	3	1	24	0	13	-10
	AT	8	-2	41	-2	3	1	27	8	21	-5
	PL	20	17	46	-14	2	-5	16	8	16	-6
	PT	10	4	54	-11	4	-1	15	6	17	2
	RO	5	0	62	3	2	-8	18	10	13	-5
	SI	7	1	58	2	3	-1	20	1	12	-3
	SK	7	1	50	7	5	3	24	6	14	-17
	FI	8	6	51	2	6	3	20	-6	15	-5
	SE	5	3	47	5	8	4	27	-10	13	-2
	UK	2	0	50	-2	2	-1	39	10	7	-7

QC7.7 Diriez-vous que suffisamment d'efforts sont faits pour encourager la diversité sur votre lieu de travail en ce qui concerne ... ?






























Un handicap

QC7.7 Do you think that enough is being done to promote diversity in your work place as far as each of the following is concerned?

ty

QC7.7 Sind Sie der Meinung, dass genug getan wird, um an Ihrem Arbeitsplatz die Vielfalt in Bezug auf jeden der folgenden Aspekte zu fördern? Wie ist das in Bezug auf ...?

Behinderung

		Oui, tout à fait		Oui, plutôt		Non, pas vraiment		Non, Pas du tout	
		Yes, definitely		Yes, to some extent		No, not really		No, definitely not	
		Ja, sicher		Ja, bis zu einem gewissen Grad		Nein, nicht wirklich		Nein, sicher nicht	
%		EB 83.4	Diff. EB 77.4	EB 83.4	Diff. EB 77.4	EB 83.4	Diff. EB 77.4	EB 83.4	Diff. EB 77.4
	EU 28	9	3	14	-1	11	-3	6	0
	BE	7	2	14	-4	14	-3	5	0
	BG	3	-3	9	-4	9	-6	11	0
	CZ	6	2	16	-1	16	-2	10	-2
	DK	10	-1	11	-5	10	-4	4	0
	DE	11	2	18	2	10	-4	3	-1
	EE	6	0	10	-2	7	-6	7	-2
	IE	12	7	17	4	8	-1	6	0
	EL	4	0	12	-2	13	-1	9	0
	ES	4	0	9	-1	9	0	11	2
	FR	11	4	16	0	10	-4	4	-2
	HR	6		10		11		7	
	IT	4	0	16	1	16	0	7	0
	CY	6	1	15	1	10	-1	11	2
	LV	8	3	9	-1	7	-3	6	1
	LT	8	4	7	-2	9	0	9	0
	LU	7	0	16	-1	8	-7	5	0
	HU	5	1	11	-3	11	-1	9	-1
	MT	14	8	16	2	10	3	2	-4
	NL	10	6	13	-7	11	-7	6	-1
	AT	8	3	21	1	17	1	5	-2
	PL	5	4	13	4	10	-4	6	-2
	PT	2	0	9	0	15	7	15	8
	RO	5	3	8	0	8	-3	9	3
	SI	6	0	11	-1	11	0	6	0
	SK	5	2	17	-4	9	-12	7	0
	FI	6	1	14	-9	14	-1	2	-2
	SE	11	-3	11	-3	13	-4	7	-1
	UK	18	7	18	-2	8	-3	3	0

QC7.7 Diriez-vous que suffisamment d'efforts sont faits pour encourager la diversité sur votre lieu de travail en ce qui concerne ... ?






























Un handicap

QC7.7 Do you think that enough is being done to promote diversity in your work place as far as each of the following is concerned?

Disability

QC7.7 Sind Sie der Meinung, dass genug getan wird, um an Ihrem Arbeitsplatz die Vielfalt in Bezug auf jeden der folgenden Aspekte zu fördern? Wie ist das in Bezug auf ...?

Behinderung

		Il' n'y a pas besoin d'encourager la diversité (SPONTANE)		Pas applicable (SPONTANE)		NSP		Total 'Oui'		Total 'Non'	
		There is no need to promote diversity (SPONTANEOUS)		Not applicable (SPONTANEOUS)		DK		Total 'Yes'		Total 'No'	
		Es besteht keine Notwendigkeit, Vielfalt zu fördern (SPONTAN)		Nicht zutreffend (SPONTAN)		WN		Gesamt 'Ja'		Gesamt 'Nein'	
%		EB 83.4	Diff. EB 77.4	EB 83.4	Diff. EB 77.4	EB 83.4	Diff. EB 77.4	EB 83.4	Diff. EB 77.4	EB 83.4	Diff. EB 77.4
	EU 28	5	3	53	-1	2	-1	23	2	17	-3
	BE	1	-1	57	5	2	1	21	-2	19	-3
	BG	12	12	53	0	3	1	12	-7	20	-6
	CZ	4	1	46	3	2	-1	22	1	26	-4
	DK	5	3	56	4	4	3	21	-6	14	-4
	DE	3	0	54	2	1	-1	29	4	13	-5
	EE	11	7	47	-4	12	7	16	-2	14	-8
	IE	3	0	54	-3	0	-7	29	11	14	-1
	EL	4	2	57	1	1	0	16	-2	22	-1
	ES	4	1	61	-3	2	1	13	-1	20	2
	FR	1	0	55	2	3	0	27	4	14	-6
	HR	5		59		2		16		18	
	IT	5	2	51	-1	1	-2	20	1	23	0
	CY	4	1	52	2	2	-6	21	2	21	1
	LV	9	1	53	-4	8	3	17	2	13	-2
	LT	7	3	54	-5	6	0	15	2	18	0
	LU	5	4	53	0	6	4	23	-1	13	-7
	HU	9	6	54	0	1	-2	16	-2	20	-2
	MT	4	1	52	-8	2	-2	30	10	12	-1
	NL	5	3	52	5	3	1	23	-1	17	-8
	AT	5	-1	41	-4	3	2	29	4	22	-1
	PL	18	16	47	-13	1	-5	18	8	16	-6
	PT	4	0	53	-12	2	-3	11	0	30	15
	RO	4	0	63	5	3	-8	13	3	17	0
	SI	4	-2	59	3	3	0	17	-1	17	0
	SK	6	3	51	8	5	3	22	-2	16	-12
	FI	6	5	52	3	6	3	20	-8	16	-3
	SE	4	2	47	5	7	4	22	-6	20	-5
	UK	1	0	50	-2	2	0	36	5	11	-3

QC7.8 Diriez-vous que suffisamment d'efforts sont faits pour encourager la diversité sur votre lieu de travail en ce qui concerne ... ?






























L'identité sexuelle (être transgenre ou transsexuel)

QC7.8 Do you think that enough is being done to promote diversity in your work place as far as each of the following is concerned?

Gender identity (being transgender or transsexual)

QC7.8 Sind Sie der Meinung, dass genug getan wird, um an Ihrem Arbeitsplatz die Vielfalt in Bezug auf jeden der folgenden Aspekte zu fördern? Wie ist das in Bezug auf ...?

Die Geschlechtsidentität (dass jemand Transgender oder transsexuell ist)

		Oui, tout à fait		Oui, plutôt		Non, pas vraiment		Non, Pas du tout	
		Yes, definitely		Yes, to some extent		No, not really		No, definitely not	
		Ja, sicher		Ja, bis zu einem gewissen Grad		Nein, nicht wirklich		Nein, sicher nicht	
%		EB 83.4	Diff. EB 77.4	EB 83.4	Diff. EB 77.4	EB 83.4	Diff. EB 77.4	EB 83.4	Diff. EB 77.4
	EU 28	6	2	9	-1	11	-3	8	1
	BE	6	2	11	-3	12	-4	6	-1
	BG	2	-4	3	-5	4	-7	13	-1
	CZ	5	2	10	-2	12	-6	12	1
	DK	9	1	4	-10	8	-5	5	0
	DE	5	0	10	0	10	-6	7	1
	EE	3	-2	4	-3	3	-9	9	-2
	IE	9	6	13	3	8	0	7	1
	EL	2	-1	8	-1	13	-1	14	3
	ES	3	-2	6	-1	10	1	12	4
	FR	6	2	8	-2	8	-7	6	0
	HR	4		6		10		10	
	IT	2	-1	10	-1	17	-1	11	3
	CY	3	1	9	3	11	1	14	2
	LV	3	-1	4	-1	4	-3	6	1
	LT	3	1	4	-2	7	-1	8	-1
	LU	6	2	5	-9	7	-6	5	-1
	HU	3	0	7	0	9	-3	9	0
	MT	9	5	11	1	13	3	4	-3
	NL	6	4	7	-5	9	-11	9	2
	AT	3	1	15	2	17	1	7	-2
	PL	3	2	9	2	11	-3	6	-2
	PT	3	2	7	-1	12	3	15	9
	RO	3	2	5	0	6	-3	11	4
	SI	4	0	8	-1	8	0	6	-1
	SK	3	1	9	-4	11	-8	9	-2
	FI	4	0	10	-7	16	-2	2	-3
	SE	13	-2	7	-7	10	-1	5	-3
	UK	16	7	15	0	8	-5	3	0

QC7.8 Diriez-vous que suffisamment d'efforts sont faits pour encourager la diversité sur votre lieu de travail en ce qui concerne ... ?






























L'identité sexuelle (être transgenre ou transsexuel)

QC7.8 Do you think that enough is being done to promote diversity in your work place as far as each of the following is concerned?

Gender identity (being transgender or transsexual)

QC7.8 Sind Sie der Meinung, dass genug getan wird, um an Ihrem Arbeitsplatz die Vielfalt in Bezug auf jeden der folgenden Aspekte zu fördern? Wie ist das in Bezug auf ...?

Die Geschlechtsidentität (dass jemand Transgender oder transsexuell ist)

		Il' n'y a pas besoin d'encourager la diversité (SPONTANE)		Pas applicable (SPONTANE)		NSP		Total 'Oui'		Total 'Non'	
		There is no need to promote diversity (SPONTANEOUS)		Not applicable (SPONTANEOUS)		DK		Total 'Yes'		Total 'No'	
		Es besteht keine Notwendigkeit, Vielfalt zu fördern (SPONTAN)		Nicht zutreffend (SPONTAN)		WN		Gesamt 'Ja'		Gesamt 'Nein'	
%		EB	Diff. EB	EB	Diff. EB	EB	Diff. EB	EB	Diff. EB	EB	Diff. EB
		83.4	77.4	83.4	77.4	83.4	77.4	83.4	77.4	83.4	77.4
	EU 28	6	2	54	-1	6	0	15	1	19	-2
	BE	3	0	57	3	5	3	17	-1	18	-5
	BG	15	14	56	3	7	0	5	-9	17	-8
	CZ	9	4	48	4	4	-3	15	0	24	-5
	DK	5	2	59	6	10	6	13	-9	13	-5
	DE	6	1	55	2	7	2	15	0	17	-5
	EE	15	10	48	-3	18	9	7	-5	12	-11
	IE	5	0	57	0	1	-10	22	9	15	1
	EL	5	1	57	0	1	-1	10	-2	27	2
	ES	4	-1	61	-3	4	2	9	-3	22	5
	FR	2	0	57	3	13	4	14	0	14	-7
	HR	7		59		4		10		20	
	IT	6	3	52	0	2	-3	12	-2	28	2
	CY	5	0	52	2	6	-9	12	4	25	3
	LV	12	1	58	-2	13	5	7	-2	10	-2
	LT	10	4	57	-3	11	2	7	-1	15	-2
	LU	4	3	56	1	17	10	11	-7	12	-7
	HU	11	5	59	3	2	-5	10	0	18	-3
	MT	5	2	53	-7	5	-1	20	6	17	0
	NL	6	3	55	5	8	2	13	-1	18	-9
	AT	10	1	42	-5	6	2	18	3	24	-1
	PL	20	18	47	-13	4	-4	12	4	17	-5
	PT	4	0	54	-11	5	-2	10	1	27	12
	RO	5	1	65	5	5	-9	8	2	17	1
	SI	7	-1	60	3	7	0	12	-1	14	-1
	SK	7	1	53	9	8	3	12	-3	20	-10
	FI	7	6	51	1	10	5	14	-7	18	-5
	SE	6	3	47	5	12	5	20	-9	15	-4
	UK	2	1	51	-2	5	-1	31	7	11	-5

QC7R.1 Diriez-vous que suffisamment d'efforts sont faits pour encourager la diversité sur votre lieu de travail en ce qui concerne ... ?






























L'origine ethnique

QC7R.1 Do you think that enough is being done to promote diversity in your work place as far as each of the following is concerned?

Ethnic origin

QC7R.1 Sind Sie der Meinung, dass genug getan wird, um an Ihrem Arbeitsplatz die Vielfalt in Bezug auf jeden der folgenden Aspekte zu fördern? Wie ist das in Bezug auf ...?

Ethnische Herkunft

		Oui, tout à fait		Oui, plutôt		Non, pas vraiment		Non, Pas du tout	
		Yes, definitely		Yes, to some extent		No, not really		No, definitely not	
		Ja, sicher		Ja, bis zu einem gewissen Grad		Nein, nicht wirklich		Nein, sicher nicht	
%		EB 83.4	Diff. EB 77.4	EB 83.4	Diff. EB 77.4	EB 83.4	Diff. EB 77.4	EB 83.4	Diff. EB 77.4
	EU 28	19	6	31	-1	23	-7	11	-1
	BE	22	10	35	-6	26	-8	8	0
	BG	11	-5	17	-16	15	-12	21	-1
	CZ	12	6	23	-7	30	-6	20	2
	DK	35	6	28	-10	16	-4	4	-3
	DE	22	7	34	2	24	-7	7	-1
	EE	17	1	20	-1	11	-17	12	-6
	IE	25	12	38	3	18	-4	10	0
	EL	6	-1	30	6	30	-5	21	-3
	ES	11	-1	25	-3	26	0	21	-2
	FR	23	9	35	-2	20	-6	9	-2
	HR	16		24		25		16	
	IT	5	-2	32	3	36	-1	14	2
	CY	18	0	26	-2	24	5	22	6
	LV	23	7	19	-3	8	-13	10	1
	LT	25	13	15	-5	17	-4	15	-6
	LU	25	7	33	-10	13	-7	6	-3
	HU	13	3	29	0	26	-1	15	-5
	MT	16	1	32	-1	28	8	9	-4
	NL	29	18	29	-8	19	-18	6	-2
	AT	10	6	40	10	25	-8	8	-6
	PL	8	5	23	6	21	-19	9	-9
	PT	7	5	20	-7	35	12	23	2
	RO	18	10	26	7	19	-6	19	6
	SI	20	4	30	2	21	1	9	-3
	SK	9	2	33	4	23	-18	14	1
	FI	15	3	36	-9	26	-2	3	-3
	SE	36	0	25	-8	19	2	7	0
	UK	43	19	36	-6	11	-12	4	0

QC7R.1 Diriez-vous que suffisamment d'efforts sont faits pour encourager la diversité sur votre lieu de travail en ce qui concerne ... ?






























L'origine ethnique

QC7R.1 Do you think that enough is being done to promote diversity in your work place as far as each of the following is concerned?

Ethnic origin

QC7R.1 Sind Sie der Meinung, dass genug getan wird, um an Ihrem Arbeitsplatz die Vielfalt in Bezug auf jeden der folgenden Aspekte zu fördern? Wie ist das in Bezug auf ...?

Ethnische Herkunft

		Il' n'y a pas besoin d'encourager la diversité (SPONTANE)		NSP		Total 'Oui'		Total 'Non'	
		There is no need to promote diversity (SPONTANEOUS)		DK		Total 'Yes'		Total 'No'	
		Es besteht keine Notwendigkeit, Vielfalt zu fördern (SPONTAN)		WN		Gesamt 'Ja'		Gesamt 'Nein'	
%		EB	Diff. EB	EB	Diff. EB	EB	Diff. EB	EB	Diff. EB
		83.4	77.4	83.4	77.4	83.4	77.4	83.4	77.4
	EU 28	11	6	5	-3	50	5	34	-8
	BE	5	1	4	3	57	4	34	-8
	BG	30	30	6	4	28	-21	36	-13
	CZ	11	6	4	-1	35	-1	50	-4
	DK	12	8	5	3	63	-4	20	-7
	DE	8	1	5	-2	56	9	31	-8
	EE	25	17	15	6	37	0	23	-23
	IE	9	4	0	-15	63	15	28	-4
	EL	11	4	2	-1	36	5	51	-8
	ES	11	3	6	3	36	-4	47	-2
	FR	4	1	9	0	58	7	29	-8
	HR	14		5		40		41	
	IT	11	5	2	-7	37	1	50	1
	CY	8	0	2	-9	44	-2	46	11
	LV	26	4	14	4	42	4	18	-12
	LT	17	8	11	-6	40	8	32	-10
	LU	11	5	12	8	58	-3	19	-10
	HU	15	8	2	-5	42	3	41	-6
	MT	9	1	6	-5	48	0	37	4
	NL	12	8	5	2	58	10	25	-20
	AT	12	-3	5	1	50	16	33	-14
	PL	36	30	3	-13	31	11	30	-28
	PT	11	0	4	-12	27	-2	58	14
	RO	12	1	6	-18	44	17	38	0
	SI	14	-2	6	-2	50	6	30	-2
	SK	13	7	8	4	42	6	37	-17
	FI	12	9	8	2	51	-6	29	-5
	SE	7	4	6	2	61	-8	26	2
	UK	2	0	4	-1	79	13	15	-12

QC7R.2 Diriez-vous que suffisamment d'efforts sont faits pour encourager la diversité sur votre lieu de travail en ce qui concerne ... ?






























Le sexe

QC7R.2 Do you think that enough is being done to promote diversity in your work place as far as each of the following is concerned?

Gender

QC7R.2 Sind Sie der Meinung, dass genug getan wird, um an Ihrem Arbeitsplatz die Vielfalt in Bezug auf jeden der folgenden Aspekte zu fördern? Wie ist das in Bezug auf ...?

Geschlecht

		Oui, tout à fait		Oui, plutôt		Non, pas vraiment		Non, Pas du tout	
		Yes, definitely		Yes, to some extent		No, not really		No, definitely not	
		Ja, sicher		Ja, bis zu einem gewissen Grad		Nein, nicht wirklich		Nein, sicher nicht	
%		EB 83.4	Diff. EB 77.4	EB 83.4	Diff. EB 77.4	EB 83.4	Diff. EB 77.4	EB 83.4	Diff. EB 77.4
	EU 28	27	9	31	0	17	-10	9	-3
	BE	27	8	37	-6	21	-4	8	0
	BG	16	-5	13	-15	13	-9	17	-6
	CZ	26	13	29	-2	21	-8	9	-9
	DK	45	8	27	-9	9	-7	3	-3
	DE	37	11	31	4	13	-12	6	-5
	EE	17	-2	19	-1	12	-13	13	-6
	IE	32	20	37	2	14	-6	8	-2
	EL	16	5	30	4	17	-11	15	-8
	ES	20	3	26	-2	20	-2	17	-2
	FR	29	8	38	-1	19	-2	7	-4
	HR	19		31		19		14	
	IT	5	-3	36	7	28	-8	11	-3
	CY	28	6	25	-3	10	-8	18	6
	LV	31	12	14	-10	9	-10	10	1
	LT	35	20	17	-5	14	-6	12	-7
	LU	24	1	36	2	12	-8	6	-5
	HU	15	3	32	3	18	-16	15	-1
	MT	38	19	32	-8	12	2	5	-10
	NL	40	21	28	-8	10	-16	4	-5
	AT	19	8	37	6	21	-7	6	-7
	PL	11	6	24	1	19	-19	10	-5
	PT	13	9	33	6	16	-8	18	-1
	RO	22	14	26	9	18	-10	17	3
	SI	24	3	30	0	20	4	8	-5
	SK	24	15	34	-3	17	-17	9	-2
	FI	22	4	34	-11	22	-2	3	-2
	SE	48	5	20	-11	15	1	4	-2
	UK	49	23	32	-6	10	-13	4	-1

QC7R.2 Diriez-vous que suffisamment d'efforts sont faits pour encourager la diversité sur votre lieu de travail en ce qui concerne ... ?






























Le sexe

QC7R.2 Do you think that enough is being done to promote diversity in your work place as far as each of the following is concerned?

Gender

QC7R.2 Sind Sie der Meinung, dass genug getan wird, um an Ihrem Arbeitsplatz die Vielfalt in Bezug auf jeden der folgenden Aspekte zu fördern? Wie ist das in Bezug auf ...?

Geschlecht

		Il' n'y a pas besoin d'encourager la diversité (SPONTANE)		NSP		Total 'Oui'		Total 'Non'	
		There is no need to promote diversity (SPONTANEOUS)		DK		Total 'Yes'		Total 'No'	
		Es besteht keine Notwendigkeit, Vielfalt zu fördern (SPONTAN)		WN		Gesamt 'Ja'		Gesamt 'Nein'	
%		EB 83.4	Diff. EB 77.4	EB 83.4	Diff. EB 77.4	EB 83.4	Diff. EB 77.4	EB 83.4	Diff. EB 77.4
	EU 28	13	7	3	-3	58	9	26	-13
	BE	3	-1	4	3	64	2	29	-4
	BG	35	34	6	1	29	-20	30	-15
	CZ	13	8	2	-2	55	11	30	-17
	DK	13	10	3	1	72	-1	12	-10
	DE	12	5	1	-3	68	15	19	-17
	EE	25	18	14	4	36	-3	25	-19
	IE	9	0	0	-14	69	22	22	-8
	EL	20	9	2	1	46	9	32	-19
	ES	13	2	4	1	46	1	37	-4
	FR	3	1	4	-2	67	7	26	-6
	HR	13		4		50		33	
	IT	18	11	2	-4	41	4	39	-11
	CY	17	8	2	-9	53	3	28	-2
	LV	24	5	12	2	45	2	19	-9
	LT	15	6	7	-8	52	15	26	-13
	LU	13	7	9	3	60	3	18	-13
	HU	18	14	2	-3	47	6	33	-17
	MT	11	4	2	-7	70	11	17	-8
	NL	14	8	4	0	68	13	14	-21
	AT	14	-2	3	2	56	14	27	-14
	PL	33	28	3	-11	35	7	29	-24
	PT	16	2	4	-8	46	15	34	-9
	RO	12	1	5	-17	48	23	35	-7
	SI	13	-1	5	-1	54	3	28	-1
	SK	9	3	7	4	58	12	26	-19
	FI	13	10	6	1	56	-7	25	-4
	SE	9	6	4	1	68	-6	19	-1
	UK	2	0	3	-3	81	17	14	-14

QC7R.3 Diriez-vous que suffisamment d'efforts sont faits pour encourager la diversité sur votre lieu de travail en ce qui concerne ... ?






























L'orientation sexuelle (être homosexuel, lesbienne ou bisexuel)

QC7R.3 Do you think that enough is being done to promote diversity in your work place as far as each of the following is concerned?

Sexual orientation (being gay, lesbian or bisexual)

QC7R.3 Sind Sie der Meinung, dass genug getan wird, um an Ihrem Arbeitsplatz die Vielfalt in Bezug auf jeden der folgenden Aspekte zu fördern? Wie ist das in Bezug auf ...?

Die sexuelle Orientierung (dass jemand schwul, lesbisch oder bisexuell ist)

		Oui, tout à fait		Oui, plutôt		Non, pas vraiment		Non, Pas du tout	
		Yes, definitely		Yes, to some extent		No, not really		No, definitely not	
		Ja, sicher		Ja, bis zu einem gewissen Grad		Nein, nicht wirklich		Nein, sicher nicht	
%		EB 83.4	Diff. EB 77.4	EB 83.4	Diff. EB 77.4	EB 83.4	Diff. EB 77.4	EB 83.4	Diff. EB 77.4
	EU 28	17	5	25	0	22	-8	13	-1
	BE	20	6	34	-5	23	-7	8	-2
	BG	4	-8	8	-10	13	-15	28	0
	CZ	11	6	22	0	25	-8	19	-3
	DK	29	4	19	-11	18	-6	5	-5
	DE	20	7	26	5	25	-10	8	-4
	EE	7	-4	9	-6	8	-18	16	-5
	IE	29	19	37	8	16	-3	9	-4
	EL	4	-5	22	0	31	-2	26	1
	ES	12	0	22	-1	24	-2	23	0
	FR	19	9	26	-3	18	-9	9	-4
	HR	12		18		27		21	
	IT	5	-3	24	-3	36	0	19	6
	CY	8	3	18	4	25	-1	28	8
	LV	10	4	11	-2	10	-7	12	-1
	LT	10	3	9	-6	15	-5	20	-1
	LU	16	-3	33	2	12	-14	8	-2
	HU	8	0	20	5	21	-7	18	-3
	MT	24	13	38	-2	22	6	3	-10
	NL	30	18	21	-8	19	-19	7	-2
	AT	8	4	35	8	25	-5	7	-9
	PL	7	5	19	5	19	-19	13	-7
	PT	6	3	17	-5	28	5	29	8
	RO	10	7	16	4	19	-8	28	11
	SI	14	4	21	-1	24	3	8	-7
	SK	7	3	24	1	24	-14	14	-5
	FI	13	4	24	-16	30	-3	3	-3
	SE	33	-2	17	-6	18	0	5	-5
	UK	42	20	34	0	12	-14	2	-4

QC7R.3 Diriez-vous que suffisamment d'efforts sont faits pour encourager la diversité sur votre lieu de travail en ce qui concerne ... ?






























L'orientation sexuelle (être homosexuel, lesbienne ou bisexuel)

QC7R.3 Do you think that enough is being done to promote diversity in your work place as far as each of the following is concerned?

Sexual orientation (being gay, lesbian or bisexual)

QC7R.3 Sind Sie der Meinung, dass genug getan wird, um an Ihrem Arbeitsplatz die Vielfalt in Bezug auf jeden der folgenden Aspekte zu fördern? Wie ist das in Bezug auf ...?

Die sexuelle Orientierung (dass jemand schwul, lesbisch oder bisexuell ist)

		Il' n'y a pas besoin d'encourager la diversité (SPONTANE)		NSP		Total 'Oui'		Total 'Non'	
		There is no need to promote diversity (SPONTANEOUS)		DK		Total 'Yes'		Total 'No'	
		Es besteht keine Notwendigkeit, Vielfalt zu fördern (SPONTAN)		WN		Gesamt 'Ja'		Gesamt 'Nein'	
%		EB	Diff. EB	EB	Diff. EB	EB	Diff. EB	EB	Diff. EB
		83.4	77.4	83.4	77.4	83.4	77.4	83.4	77.4
	EU 28	14	6	9	-2	42	5	35	-9
	BE	8	3	7	5	54	1	31	-9
	BG	34	33	13	0	12	-18	41	-15
	CZ	18	8	5	-3	33	6	44	-11
	DK	14	9	15	9	48	-7	23	-11
	DE	11	1	10	1	46	12	33	-14
	EE	28	19	32	14	16	-10	24	-23
	IE	9	1	0	-21	66	27	25	-7
	EL	15	6	2	0	26	-5	57	-1
	ES	13	1	6	2	34	-1	47	-2
	FR	5	1	23	6	45	6	27	-13
	HR	15		7		30		48	
	IT	13	6	3	-6	29	-6	55	6
	CY	9	1	12	-15	26	7	53	7
	LV	30	-1	27	7	21	2	22	-8
	LT	23	10	23	-1	19	-3	35	-6
	LU	11	7	20	10	49	-1	20	-16
	HU	28	15	5	-10	28	5	39	-10
	MT	8	1	5	-8	62	11	25	-4
	NL	17	10	6	1	51	10	26	-21
	AT	16	-1	9	3	43	12	32	-14
	PL	37	31	5	-15	26	10	32	-26
	PT	13	1	7	-12	23	-2	57	13
	RO	13	2	14	-16	26	11	47	3
	SI	18	0	15	1	35	3	32	-4
	SK	18	8	13	7	31	4	38	-19
	FI	15	11	15	7	37	-12	33	-6
	SE	11	6	16	7	50	-8	23	-5
	UK	3	1	7	-3	76	20	14	-18

QC7R.4 Diriez-vous que suffisamment d'efforts sont faits pour encourager la diversité sur votre lieu de travail en ce qui concerne ... ?






























L'âge, pour les personnes de plus de 55 ans

QC7R.4 Do you think that enough is being done to promote diversity in your work place as far as each of the following is concerned?

Age, for people over 55 years old

QC7R.4 Sind Sie der Meinung, dass genug getan wird, um an Ihrem Arbeitsplatz die Vielfalt in Bezug auf jeden der folgenden Aspekte zu fördern? Wie ist das in Bezug auf ...?

Das Alter, also für Menschen, die über 55 Jahre alt sind

		Oui, tout à fait		Oui, plutôt		Non, pas vraiment		Non, Pas du tout	
		Yes, definitely		Yes, to some extent		No, not really		No, definitely not	
		Ja, sicher		Ja, bis zu einem gewissen Grad		Nein, nicht wirklich		Nein, sicher nicht	
%		EB 83.4	Diff. EB 77.4	EB 83.4	Diff. EB 77.4	EB 83.4	Diff. EB 77.4	EB 83.4	Diff. EB 77.4
	EU 28	18	6	29	1	25	-8	14	-2
	BE	17	7	29	-5	32	-7	15	3
	BG	12	0	15	-14	18	-15	22	-1
	CZ	16	6	27	0	30	-1	17	-8
	DK	30	5	30	-8	19	-6	7	1
	DE	22	7	36	6	21	-13	11	-1
	EE	15	0	18	-7	19	-9	12	-7
	IE	22	13	38	12	21	-5	12	-3
	EL	5	-3	22	4	32	-6	27	-1
	ES	10	-1	20	-3	29	1	27	0
	FR	18	7	35	4	24	-10	14	-2
	HR	16		23		25		18	
	IT	4	-6	27	9	36	-4	17	-2
	CY	8	0	26	6	24	-5	31	4
	LV	26	10	22	-6	13	-8	10	-2
	LT	26	15	19	-8	22	0	14	-5
	LU	18	7	28	-6	20	-10	11	-6
	HU	14	3	30	1	26	-6	14	-7
	MT	23	9	29	5	27	-2	9	-4
	NL	20	11	26	-7	24	-13	17	3
	AT	12	3	35	4	31	-2	9	-5
	PL	9	4	24	3	23	-17	10	-6
	PT	6	2	18	-6	28	4	33	9
	RO	13	6	23	3	22	-2	26	5
	SI	16	3	31	-1	23	0	14	0
	SK	16	6	35	-6	21	-11	12	2
	FI	17	5	34	-11	24	-5	5	-1
	SE	33	-1	23	-4	20	-2	8	-1
	UK	39	18	32	-5	19	-10	3	-3

QC7R.4 Diriez-vous que suffisamment d'efforts sont faits pour encourager la diversité sur votre lieu de travail en ce qui concerne ... ?






























L'âge, pour les personnes de plus de 55 ans

QC7R.4 Do you think that enough is being done to promote diversity in your work place as far as each of the following is concerned?

Age, for people over 55 years old

QC7R.4 Sind Sie der Meinung, dass genug getan wird, um an Ihrem Arbeitsplatz die Vielfalt in Bezug auf jeden der folgenden Aspekte zu fördern? Wie ist das in Bezug auf ...?

Das Alter, also für Menschen, die über 55 Jahre alt sind

		Il' n'y a pas besoin d'encourager la diversité (SPONTANE)		NSP		Total 'Oui'		Total 'Non'	
		There is no need to promote diversity (SPONTANEOUS)		DK		Total 'Yes'		Total 'No'	
		Es besteht keine Notwendigkeit, Vielfalt zu fördern (SPONTAN)		WN		Gesamt 'Ja'		Gesamt 'Nein'	
%		EB	Diff. EB	EB	Diff. EB	EB	Diff. EB	EB	Diff. EB
		83.4	77.4	83.4	77.4	83.4	77.4	83.4	77.4
	EU 28	10	5	4	-2	47	7	39	-10
	BE	5	1	2	1	46	2	47	-4
	BG	27	27	6	3	27	-14	40	-16
	CZ	7	4	3	-1	43	6	47	-9
	DK	10	6	4	2	60	-3	26	-5
	DE	8	3	2	-2	58	13	32	-14
	EE	22	16	14	7	33	-7	31	-16
	IE	7	-2	0	-15	60	25	33	-8
	EL	12	5	2	1	27	1	59	-7
	ES	10	2	4	1	30	-4	56	1
	FR	2	0	7	1	53	11	38	-12
	HR	14		4		39		43	
	IT	15	9	1	-6	31	3	53	-6
	CY	7	2	4	-7	34	6	55	-1
	LV	18	5	11	1	48	4	23	-10
	LT	13	5	6	-7	45	7	36	-5
	LU	10	7	13	8	46	1	31	-16
	HU	14	10	2	-1	44	4	40	-13
	MT	8	-1	4	-7	52	14	36	-6
	NL	9	5	4	1	46	4	41	-10
	AT	9	-2	4	2	47	7	40	-7
	PL	31	27	3	-11	33	7	33	-23
	PT	10	-1	5	-8	24	-4	61	13
	RO	10	2	6	-14	36	9	48	3
	SI	11	-2	5	0	47	2	37	0
	SK	9	6	7	3	51	0	33	-9
	FI	12	9	8	3	51	-6	29	-6
	SE	11	6	5	2	56	-5	28	-3
	UK	3	2	4	-2	71	13	22	-13

QC7R.5 Diriez-vous que suffisamment d'efforts sont faits pour encourager la diversité sur votre lieu de travail en ce qui concerne ... ?






























L'âge, pour les personnes de moins de 30 ans

QC7R.5 Do you think that enough is being done to promote diversity in your work place as far as each of the following is concerned?

Age, for people under 30 years old

QC7R.5 Sind Sie der Meinung, dass genug getan wird, um an Ihrem Arbeitsplatz die Vielfalt in Bezug auf jeden der folgenden Aspekte zu fördern? Wie ist das in Bezug auf ...?

Das Alter, also für Menschen, die unter 30 Jahre alt sind

		Oui, tout à fait		Oui, plutôt		Non, pas vraiment		Non, Pas du tout	
		Yes, definitely		Yes, to some extent		No, not really		No, definitely not	
		Ja, sicher		Ja, bis zu einem gewissen Grad		Nein, nicht wirklich		Nein, sicher nicht	
%		EB 83.4	Diff. EB 77.4	EB 83.4	Diff. EB 77.4	EB 83.4	Diff. EB 77.4	EB 83.4	Diff. EB 77.4
	EU 28	28	10	30	-1	15	-10	9	-3
	BE	27	7	39	-6	17	-4	8	0
	BG	18	-1	15	-16	14	-10	16	-6
	CZ	28	14	26	-6	21	-4	10	-9
	DK	45	12	26	-12	11	-8	3	-2
	DE	40	13	29	4	9	-15	5	-8
	EE	21	0	20	-4	10	-14	12	-4
	IE	34	22	36	3	12	-3	6	-6
	EL	12	4	28	6	16	-15	20	0
	ES	20	4	28	4	18	-9	17	-3
	FR	34	12	39	-4	12	-7	5	-2
	HR	19		27		19		14	
	IT	7	0	35	8	26	-7	10	-5
	CY	25	4	23	-1	14	-10	21	5
	LV	35	13	17	-15	8	-7	10	3
	LT	37	21	18	-8	12	-6	11	-8
	LU	31	8	35	-8	7	-8	4	-5
	HU	17	0	32	3	21	-7	13	-2
	MT	35	12	30	-2	14	1	6	-6
	NL	42	20	25	-13	11	-14	4	-3
	AT	22	9	36	4	19	-4	5	-9
	PL	12	5	24	-1	21	-14	8	-7
	PT	12	7	34	9	15	-9	14	-4
	RO	24	16	23	1	14	-9	21	6
	SI	27	-1	32	3	18	4	5	-6
	SK	25	12	34	0	13	-20	10	-2
	FI	23	6	30	-13	23	-3	3	-2
	SE	56	9	16	-13	10	-2	2	-4
	UK	47	23	32	-4	11	-16	4	0

QC7R.5 Diriez-vous que suffisamment d'efforts sont faits pour encourager la diversité sur votre lieu de travail en ce qui concerne ... ?






























L'âge, pour les personnes de moins de 30 ans

QC7R.5 Do you think that enough is being done to promote diversity in your work place as far as each of the following is concerned?

Age, for people under 30 years old

QC7R.5 Sind Sie der Meinung, dass genug getan wird, um an Ihrem Arbeitsplatz die Vielfalt in Bezug auf jeden der folgenden Aspekte zu fördern? Wie ist das in Bezug auf ...?

Das Alter, also für Menschen, die unter 30 Jahre alt sind

%		Il' n'y a pas besoin d'encourager la diversité (SPONTANE)		NSP		Total 'Oui'		Total 'Non'	
		There is no need to promote diversity (SPONTANEOUS)		DK		Total 'Yes'		Total 'No'	
		Es besteht keine Notwendigkeit, Vielfalt zu fördern (SPONTAN)		WN		Gesamt 'Ja'		Gesamt 'Nein'	
		EB 83.4	Diff. EB 77.4	EB 83.4	Diff. EB 77.4	EB 83.4	Diff. EB 77.4	EB 83.4	Diff. EB 77.4
	EU 28	14	7	4	-3	58	9	24	-13
	BE	6	1	3	2	66	1	25	-4
	BG	32	31	5	2	33	-17	30	-16
	CZ	12	6	3	-1	54	8	31	-13
	DK	12	9	3	1	71	0	14	-10
	DE	14	7	3	-1	69	17	14	-23
	EE	22	15	15	7	41	-4	22	-18
	IE	12	-1	0	-15	70	25	18	-9
	EL	22	5	2	0	40	10	36	-15
	ES	13	3	4	1	48	8	35	-12
	FR	5	3	5	-2	73	8	17	-9
	HR	17		4		46		33	
	IT	20	8	2	-4	42	8	36	-12
	CY	15	10	2	-8	48	3	35	-5
	LV	18	2	12	4	52	-2	18	-4
	LT	15	7	7	-6	55	13	23	-14
	LU	11	7	12	6	66	0	11	-13
	HU	15	9	2	-3	49	3	34	-9
	MT	11	1	4	-6	65	10	20	-5
	NL	14	10	4	0	67	7	15	-17
	AT	15	-1	3	1	58	13	24	-13
	PL	33	28	2	-11	36	4	29	-21
	PT	20	6	5	-9	46	16	29	-13
	RO	13	4	5	-18	47	17	35	-3
	SI	13	0	5	0	59	2	23	-2
	SK	10	5	8	5	59	12	23	-22
	FI	13	9	8	3	53	-7	26	-5
	SE	11	8	5	2	72	-4	12	-6
	UK	3	1	3	-4	79	19	15	-16

QC7R.6 Diriez-vous que suffisamment d'efforts sont faits pour encourager la diversité sur votre lieu de travail en ce qui concerne ... ?






























La religion ou les convictions

QC7R.6 Do you think that enough is being done to promote diversity in your work place as far as each of the following is concerned?

Religion or beliefs

QC7R.6 Sind Sie der Meinung, dass genug getan wird, um an Ihrem Arbeitsplatz die Vielfalt in Bezug auf jeden der folgenden Aspekte zu fördern? Wie ist das in Bezug auf ...?

Die Religion oder den Glauben

		Oui, tout à fait		Oui, plutôt		Non, pas vraiment		Non, Pas du tout	
		Yes, definitely		Yes, to some extent		No, not really		No, definitely not	
		Ja, sicher		Ja, bis zu einem gewissen Grad		Nein, nicht wirklich		Nein, sicher nicht	
%		EB 83.4	Diff. EB 77.4	EB 83.4	Diff. EB 77.4	EB 83.4	Diff. EB 77.4	EB 83.4	Diff. EB 77.4
	EU 28	20	8	29	1	20	-10	10	-3
	BE	21	9	35	-2	24	-11	9	-1
	BG	11	-7	13	-14	13	-11	21	-5
	CZ	16	9	21	-2	20	-9	18	-5
	DK	30	5	22	-12	17	-9	7	-1
	DE	25	10	32	6	21	-13	6	-5
	EE	12	-1	13	-4	11	-17	14	-8
	IE	27	18	36	4	16	0	8	-5
	EL	7	2	27	2	27	-8	21	-3
	ES	12	1	22	-1	25	-2	22	-1
	FR	21	6	33	1	15	-10	7	-5
	HR	15		25		24		17	
	IT	5	0	35	7	30	-7	11	-2
	CY	14	2	24	1	23	-3	25	6
	LV	27	10	14	-5	8	-10	10	1
	LT	26	13	13	-4	13	-8	16	-5
	LU	19	2	28	-7	13	-11	8	-2
	HU	15	5	22	6	18	-10	18	-4
	MT	24	7	36	3	18	5	6	-11
	NL	25	14	24	-11	20	-14	9	0
	AT	11	6	35	6	27	-6	8	-4
	PL	8	4	22	5	21	-16	10	-7
	PT	6	3	27	5	21	-1	15	-5
	RO	19	14	29	14	15	-9	18	-1
	SI	19	2	30	2	21	2	6	-8
	SK	18	12	31	7	14	-23	14	-4
	FI	14	4	27	-15	27	-6	3	-3
	SE	31	-2	21	-9	19	0	5	-3
	UK	44	21	35	-2	10	-15	4	-1

QC7R.6 Diriez-vous que suffisamment d'efforts sont faits pour encourager la diversité sur votre lieu de travail en ce qui concerne ... ?






























La religion ou les convictions

QC7R.6 Do you think that enough is being done to promote diversity in your work place as far as each of the following is concerned?

Religion or beliefs

QC7R.6 Sind Sie der Meinung, dass genug getan wird, um an Ihrem Arbeitsplatz die Vielfalt in Bezug auf jeden der folgenden Aspekte zu fördern? Wie ist das in Bezug auf ...?

Die Religion oder den Glauben

		Il' n'y a pas besoin d'encourager la diversité (SPONTANE)		NSP		Total 'Oui'		Total 'Non'	
		There is no need to promote diversity (SPONTANEOUS)		DK		Total 'Yes'		Total 'No'	
		Es besteht keine Notwendigkeit, Vielfalt zu fördern (SPONTAN)		WN		Gesamt 'Ja'		Gesamt 'Nein'	
%		EB 83.4	Diff. EB 77.4	EB 83.4	Diff. EB 77.4	EB 83.4	Diff. EB 77.4	EB 83.4	Diff. EB 77.4
	EU 28	14	6	7	-2	49	9	30	-13
	BE	6	2	5	3	56	7	33	-12
	BG	35	34	7	3	24	-21	34	-16
	CZ	20	9	5	-2	37	7	38	-14
	DK	13	9	11	8	52	-7	24	-10
	DE	12	5	4	-3	57	16	27	-18
	EE	27	19	23	11	25	-5	25	-25
	IE	12	-2	1	-15	63	22	24	-5
	EL	17	8	1	-1	34	4	48	-11
	ES	13	1	6	2	34	0	47	-3
	FR	6	2	18	6	54	7	22	-15
	HR	15		4		40		41	
	IT	15	6	4	-4	40	7	41	-9
	CY	10	4	4	-10	38	3	48	3
	LV	25	1	16	3	41	5	18	-9
	LT	18	7	14	-3	39	9	29	-13
	LU	14	9	18	9	47	-5	21	-13
	HU	23	10	4	-7	37	11	36	-14
	MT	11	2	5	-6	60	10	24	-6
	NL	16	9	6	2	49	3	29	-14
	AT	14	-4	5	2	46	12	35	-10
	PL	36	29	3	-15	30	9	31	-23
	PT	23	6	8	-8	33	8	36	-6
	RO	13	1	6	-19	48	28	33	-10
	SI	16	2	8	0	49	4	27	-6
	SK	14	3	9	5	49	19	28	-27
	FI	17	14	12	6	41	-11	30	-9
	SE	10	6	14	8	52	-11	24	-3
	UK	3	-1	4	-2	79	19	14	-16

QC7R.7 Diriez-vous que suffisamment d'efforts sont faits pour encourager la diversité sur votre lieu de travail en ce qui concerne ... ?






























Un handicap

QC7R.7 Do you think that enough is being done to promote diversity in your work place as far as each of the following is concerned?

Disability

QC7R.7 Sind Sie der Meinung, dass genug getan wird, um an Ihrem Arbeitsplatz die Vielfalt in Bezug auf jeden der folgenden Aspekte zu fördern? Wie ist das in Bezug auf ...?

Behinderung

		Oui, tout à fait		Oui, plutôt		Non, pas vraiment		Non, Pas du tout	
		Yes, definitely		Yes, to some extent		No, not really		No, definitely not	
		Ja, sicher		Ja, bis zu einem gewissen Grad		Nein, nicht wirklich		Nein, sicher nicht	
%		EB 83.4	Diff. EB 77.4	EB 83.4	Diff. EB 77.4	EB 83.4	Diff. EB 77.4	EB 83.4	Diff. EB 77.4
	EU 28	18	<i>5</i>	31	<i>-1</i>	23	<i>-6</i>	13	<i>-1</i>
	BE	15	<i>5</i>	32	<i>-6</i>	34	<i>-1</i>	11	<i>-1</i>
	BG	7	<i>-5</i>	19	<i>-9</i>	19	<i>-12</i>	24	<i>0</i>
	CZ	12	<i>5</i>	30	<i>1</i>	29	<i>-4</i>	18	<i>-3</i>
	DK	23	<i>1</i>	24	<i>-10</i>	23	<i>-6</i>	10	<i>1</i>
	DE	24	<i>6</i>	39	<i>5</i>	21	<i>-9</i>	7	<i>-2</i>
	EE	11	<i>-1</i>	20	<i>-4</i>	13	<i>-14</i>	12	<i>-7</i>
	IE	25	<i>13</i>	37	<i>7</i>	18	<i>-2</i>	13	<i>-2</i>
	EL	9	<i>-1</i>	28	<i>-4</i>	31	<i>0</i>	21	<i>0</i>
	ES	11	<i>0</i>	23	<i>-5</i>	23	<i>-2</i>	28	<i>5</i>
	FR	23	<i>8</i>	35	<i>0</i>	23	<i>-7</i>	9	<i>-3</i>
	HR	13		25		27		17	
	IT	8	<i>-1</i>	32	<i>0</i>	32	<i>-1</i>	15	<i>1</i>
	CY	14	<i>4</i>	31	<i>3</i>	20	<i>-1</i>	22	<i>3</i>
	LV	16	<i>6</i>	20	<i>-4</i>	16	<i>-8</i>	14	<i>2</i>
	LT	17	<i>8</i>	15	<i>-8</i>	19	<i>-4</i>	19	<i>-3</i>
	LU	16	<i>2</i>	33	<i>-3</i>	16	<i>-15</i>	11	<i>0</i>
	HU	10	<i>2</i>	24	<i>-7</i>	24	<i>-2</i>	20	<i>-1</i>
	MT	28	<i>12</i>	33	<i>-2</i>	21	<i>3</i>	5	<i>-10</i>
	NL	21	<i>14</i>	27	<i>-10</i>	22	<i>-13</i>	13	<i>-1</i>
	AT	13	<i>4</i>	35	<i>-2</i>	28	<i>-1</i>	9	<i>-3</i>
	PL	9	<i>6</i>	24	<i>2</i>	20	<i>-17</i>	11	<i>-9</i>
	PT	4	<i>-1</i>	18	<i>-7</i>	32	<i>8</i>	31	<i>10</i>
	RO	13	<i>8</i>	23	<i>3</i>	21	<i>-6</i>	24	<i>10</i>
	SI	14	<i>1</i>	28	<i>-1</i>	26	<i>2</i>	15	<i>0</i>
	SK	10	<i>5</i>	35	<i>-2</i>	19	<i>-18</i>	15	<i>3</i>
	FI	13	<i>4</i>	29	<i>-16</i>	30	<i>1</i>	4	<i>-3</i>
	SE	20	<i>-4</i>	21	<i>-4</i>	25	<i>-3</i>	14	<i>1</i>
	UK	36	<i>12</i>	36	<i>-5</i>	16	<i>-6</i>	6	<i>0</i>

QC7R.7 Diriez-vous que suffisamment d'efforts sont faits pour encourager la diversité sur votre lieu de travail en ce qui concerne ... ?






























Un handicap

QC7R.7 Do you think that enough is being done to promote diversity in your work place as far as each of the following is concerned?

Disability

QC7R.7 Sind Sie der Meinung, dass genug getan wird, um an Ihrem Arbeitsplatz die Vielfalt in Bezug auf jeden der folgenden Aspekte zu fördern? Wie ist das in Bezug auf ...?

Behinderung

		Il' n'y a pas besoin d'encourager la diversité (SPONTANE)		NSP		Total 'Oui'		Total 'Non'	
		There is no need to promote diversity (SPONTANEOUS)		DK		Total 'Yes'		Total 'No'	
		Es besteht keine Notwendigkeit, Vielfalt zu fördern (SPONTAN)		WN		Gesamt 'Ja'		Gesamt 'Nein'	
%		EB	Diff. EB	EB	Diff. EB	EB	Diff. EB	EB	Diff. EB
		83.4	77.4	83.4	77.4	83.4	77.4	83.4	77.4
	EU 28	10	5	5	-2	49	4	36	-7
	BE	3	-1	5	4	47	-1	45	-2
	BG	24	24	7	2	26	-14	43	-12
	CZ	8	3	3	-2	42	6	47	-7
	DK	11	7	9	7	47	-9	33	-5
	DE	6	1	3	-1	63	11	28	-11
	EE	21	13	23	13	31	-5	25	-21
	IE	7	0	0	-16	62	20	31	-4
	EL	9	5	2	0	37	-5	52	0
	ES	10	1	5	1	34	-5	51	3
	FR	2	1	8	1	58	8	32	-10
	HR	13		5		38		44	
	IT	11	5	2	-4	40	-1	47	0
	CY	9	3	4	-12	45	7	42	2
	LV	18	0	16	4	36	2	30	-6
	LT	16	7	14	0	32	0	38	-7
	LU	10	8	14	8	49	-1	27	-15
	HU	19	12	3	-4	34	-5	44	-3
	MT	9	2	4	-5	61	10	26	-7
	NL	10	6	7	4	48	4	35	-14
	AT	9	-2	6	4	48	2	37	-4
	PL	33	29	3	-11	33	8	31	-26
	PT	10	-1	5	-9	22	-8	63	18
	RO	11	2	8	-17	36	11	45	4
	SI	11	-2	6	0	42	0	41	2
	SK	11	5	10	7	45	3	34	-15
	FI	12	9	12	5	42	-12	34	-2
	SE	7	3	13	7	41	-8	39	-2
	UK	2	0	4	-1	72	7	22	-6

QC7R.8 Diriez-vous que suffisamment d'efforts sont faits pour encourager la diversité sur votre lieu de travail en ce qui concerne ... ?






























L'identité sexuelle (être transgenre ou transsexuel)

QC7R.8 Do you think that enough is being done to promote diversity in your work place as far as each of the following is concerned?

Gender identity (being transgender or transsexual)

QC7R.8 Sind Sie der Meinung, dass genug getan wird, um an Ihrem Arbeitsplatz die Vielfalt in Bezug auf jeden der folgenden Aspekte zu fördern? Wie ist das in Bezug auf ...?

Die Geschlechtsidentität (dass jemand Transgender oder transsexuell ist)

		Oui, tout à fait		Oui, plutôt		Non, pas vraiment		Non, Pas du tout	
		Yes, definitely		Yes, to some extent		No, not really		No, definitely not	
		Ja, sicher		Ja, bis zu einem gewissen Grad		Nein, nicht wirklich		Nein, sicher nicht	
%		EB 83.4	Diff. EB 77.4	EB 83.4	Diff. EB 77.4	EB 83.4	Diff. EB 77.4	EB 83.4	Diff. EB 77.4
	EU 28	13	3	20	-3	23	-8	17	2
	BE	13	5	24	-7	28	-6	15	0
	BG	5	-8	6	-10	10	-14	30	0
	CZ	9	4	19	-3	23	-8	24	4
	DK	22	4	11	-18	19	-10	12	2
	DE	12	1	23	2	21	-12	16	3
	EE	6	-5	7	-7	7	-17	17	-6
	IE	21	14	31	8	20	1	15	1
	EL	4	-4	17	-3	31	-2	32	6
	ES	8	-5	15	-4	25	-1	31	8
	FR	14	6	18	-5	19	-13	13	-1
	HR	9		15		26		24	
	IT	5	-1	21	-2	35	-3	23	6
	CY	6	1	18	6	24	4	30	7
	LV	8	-1	9	-3	10	-7	13	0
	LT	8	2	9	-5	15	-6	18	-4
	LU	14	5	12	-19	16	-12	11	-3
	HU	7	0	17	2	21	-6	22	1
	MT	20	11	24	-1	28	3	8	-9
	NL	14	10	15	-10	20	-19	19	4
	AT	6	3	26	2	29	-1	11	-7
	PL	6	3	17	0	21	-14	11	-9
	PT	5	2	16	-6	27	1	33	15
	RO	10	7	14	1	17	-5	30	13
	SI	10	0	21	1	20	0	14	-2
	SK	7	3	18	-5	24	-10	18	-1
	FI	8	0	21	-13	33	-3	4	-5
	SE	25	0	13	-12	19	-1	10	-3
	UK	33	13	31	-1	17	-9	6	0

QC7R.8 Diriez-vous que suffisamment d'efforts sont faits pour encourager la diversité sur votre lieu de travail en ce qui concerne ... ?






























L'identité sexuelle (être transgenre ou transsexuel)

QC7R.8 Do you think that enough is being done to promote diversity in your work place as far as each of the following is concerned?

Gender identity (being transgender or transsexual)

QC7R.8 Sind Sie der Meinung, dass genug getan wird, um an Ihrem Arbeitsplatz die Vielfalt in Bezug auf jeden der folgenden Aspekte zu fördern? Wie ist das in Bezug auf ...?






























Die Geschlechtsidentität (dass jemand Transgender oder transsexuell ist)

		Il n'y a pas besoin d'encourager la diversité (SPONTANE)		NSP		Total 'Oui'		Total 'Non'	
		There is no need to promote diversity (SPONTANEOUS)		DK		Total 'Yes'		Total 'No'	
		Es besteht keine Notwendigkeit, Vielfalt zu fördern (SPONTAN)		WN		Gesamt 'Ja'		Gesamt 'Nein'	
%		EB 83.4	Diff. EB 77.4	EB 83.4	Diff. EB 77.4	EB 83.4	Diff. EB 77.4	EB 83.4	Diff. EB 77.4
	EU 28	14	7	13	-1	33	0	40	-6
	BE	7	0	13	8	37	-2	43	-6
	BG	34	33	15	-1	11	-18	40	-14
	CZ	17	7	8	-4	28	1	47	-4
	DK	12	7	24	15	33	-14	31	-8
	DE	13	3	15	3	35	3	37	-9
	EE	28	18	35	17	13	-12	24	-23
	IE	12	1	1	-25	52	22	35	2
	EL	13	4	3	-1	21	-7	63	4
	ES	11	-1	10	3	23	-9	56	7
	FR	4	1	32	12	32	1	32	-14
	HR	17		9		24		50	
	IT	13	6	3	-6	26	-3	58	3
	CY	9	0	13	-18	24	7	54	11
	LV	28	-1	32	12	17	-4	23	-7
	LT	24	10	26	3	17	-3	33	-10
	LU	10	7	37	22	26	-14	27	-15
	HU	27	14	6	-11	24	2	43	-5
	MT	11	4	9	-8	44	10	36	-6
	NL	14	8	18	7	29	0	39	-15
	AT	18	1	10	2	32	5	40	-8
	PL	38	32	7	-12	23	3	32	-23
	PT	9	-3	10	-9	21	-4	60	16
	RO	14	3	15	-19	24	8	47	8
	SI	17	-1	18	2	31	1	34	-2
	SK	15	4	18	9	25	-2	42	-11
	FI	14	11	20	10	29	-13	37	-8
	SE	10	5	23	11	38	-12	29	-4
	UK	4	1	9	-4	64	12	23	-9

QC8 Connaissez-vous vos droits si vous étiez victime de discrimination ou de harcèlement ?

QC8 Would you know your rights if you were the victim of discrimination or harassment?






























QC8 Würden Sie Ihre Rechte kennen, falls Sie Opfer von Diskriminierung oder Belästigung werden würden?

		Oui		Non		Ça dépend (SPONTANE)		NSP	
		Yes		No		It depends (SPONTANEOUS)		DK	
		Ja		Nein		Das kommt darauf an (SPONTAN)		WN	
%		EB 83.4	Diff. EB 77.4	EB 83.4	Diff. EB 77.4	EB 83.4	Diff. EB 77.4	EB 83.4	Diff. EB 77.4
	EU 28	45	<i>8</i>	47	<i>-1</i>	6	<i>-6</i>	2	<i>-1</i>
	BE	34	<i>-4</i>	53	<i>1</i>	11	<i>1</i>	2	<i>2</i>
	BG	31	<i>2</i>	59	<i>10</i>	5	<i>-11</i>	5	<i>-1</i>
	CZ	43	<i>7</i>	51	<i>3</i>	4	<i>-10</i>	2	<i>0</i>
	DK	48	<i>-2</i>	46	<i>4</i>	2	<i>-3</i>	4	<i>1</i>
	DE	40	<i>8</i>	38	<i>-1</i>	20	<i>-5</i>	2	<i>-2</i>
	EE	41	<i>11</i>	48	<i>-6</i>	6	<i>-9</i>	5	<i>4</i>
	IE	59	<i>15</i>	38	<i>3</i>	1	<i>-18</i>	2	<i>0</i>
	EL	44	<i>7</i>	50	<i>2</i>	5	<i>-9</i>	1	<i>0</i>
	ES	41	<i>11</i>	55	<i>-6</i>	3	<i>-5</i>	1	<i>0</i>
	FR	47	<i>8</i>	52	<i>-4</i>	0	<i>-4</i>	1	<i>0</i>
	HR	41		52		3		4	
	IT	38	<i>7</i>	58	<i>15</i>	2	<i>-18</i>	2	<i>-4</i>
	CY	62	<i>19</i>	36	<i>-6</i>	1	<i>-13</i>	1	<i>0</i>
	LV	38	<i>13</i>	57	<i>4</i>	3	<i>-16</i>	2	<i>-1</i>
	LT	57	<i>18</i>	38	<i>-9</i>	3	<i>-8</i>	2	<i>-1</i>
	LU	52	<i>17</i>	43	<i>-7</i>	3	<i>-10</i>	2	<i>0</i>
	HU	45	<i>14</i>	51	<i>-9</i>	2	<i>-1</i>	2	<i>-4</i>
	MT	53	<i>12</i>	41	<i>-4</i>	2	<i>-10</i>	4	<i>2</i>
	NL	43	<i>-2</i>	56	<i>10</i>	0	<i>-7</i>	1	<i>-1</i>
	AT	34	<i>13</i>	56	<i>15</i>	7	<i>-27</i>	3	<i>-1</i>
	PL	43	<i>10</i>	46	<i>-12</i>	3	<i>-3</i>	8	<i>5</i>
	PT	42	<i>14</i>	52	<i>-7</i>	5	<i>-6</i>	1	<i>-1</i>
	RO	51	<i>14</i>	44	<i>-2</i>	1	<i>-11</i>	4	<i>-1</i>
	SI	66	<i>19</i>	24	<i>-3</i>	3	<i>-21</i>	7	<i>5</i>
	SK	45	<i>9</i>	50	<i>-1</i>	3	<i>-7</i>	2	<i>-1</i>
	FI	78	<i>7</i>	20	<i>0</i>	1	<i>-7</i>	1	<i>0</i>
	SE	61	<i>0</i>	36	<i>3</i>	1	<i>-4</i>	2	<i>1</i>
	UK	58	<i>4</i>	38	<i>-4</i>	3	<i>1</i>	1	<i>-1</i>

QC9 Si vous étiez victime de discrimination ou de harcèlement, à qui préféreriez-vous vous adresser ?

QC9 If you were the victim of discrimination or harassment, to whom would you prefer to report your case?






























QC9 An wen würden Sie sich am ehesten wenden, falls Sie Opfer von Diskriminierung oder Belästigung wären?

	%	Des syndicats		Des ONG ou des associations		Des tribunaux		Un organisme pour l'égalité des chances (SPECIFIER EN FONCTION DU PAYS)	
		EB	Diff. EB	EB	Diff. EB	EB	Diff. EB	EB	Diff. EB
		83.4	77.4	83.4	77.4	83.4	77.4	83.4	77.4
 EU 28		9	-1	5	2	6	-4	17	1
 BE		14	-6	3	1	5	-1	29	6
 BG		1	-1	4	-1	9	-3	29	-1
 CZ		5	-2	4	-1	4	-3	13	-4
 DK		37	-14	2	1	3	1	8	4
 DE		8	0	4	1	2	-2	15	0
 EE		4	-2	3	2	4	-4	24	6
 IE		13	-1	2	0	3	1	28	9
 EL		2	-1	5	0	7	-5	17	-1
 ES		7	0	4	2	8	-2	8	1
 FR		12	-3	10	5	8	-6	16	2
 HR		3		10		7		12	
 IT		6	-3	5	0	7	-6	13	1
 CY		4	-2	2	0	3	-3	23	-3
 LV		6	-2	1	-3	5	-4	33	11
 LT		4	-1	1	0	0	-2	35	2
 LU		11	-2	8	2	2	-2	14	3
 HU		3	1	6	0	7	-2	20	-2
 MT		11	2	4	0	3	0	15	2
 NL		9	0	3	2	5	3	34	0
 AT		12	3	6	-1	6	-5	28	10
 PL		3	-3	4	1	13	-3	18	-2
 PT		3	0	2	-3	10	-1	13	-1
 RO		2	0	3	1	10	-4	17	0
 SI		6	1	6	0	1	-2	15	0
 SK		3	-1	6	4	4	-3	14	-3
 FI		34	2	5	2	3	0	7	0
 SE		29	2	3	1	1	0	38	-4
 UK		16	0	3	2	7	-2	19	5

QC9 Si vous étiez victime de discrimination ou de harcèlement, à qui préféreriez-vous vous adresser ?

QC9 If you were the victim of discrimination or harassment, to whom would you prefer to report your case?


























QC9 An wen würden Sie sich am ehesten wenden, falls Sie Opfer von Diskriminierung oder Belästigung wären?

		Un avocat		La police		Autre (SPONTANE)		NSP	
		A lawyer		The police		Other (SPONTANEOUS)		DK	
		Einen Anwalt		Die Polizei		Sonstiges (SPONTAN)		WN	
%		EB 83.4	Diff. EB 77.4	EB 83.4	Diff. EB 77.4	EB 83.4	Diff. EB 77.4	EB 83.4	Diff. EB 77.4
	EU 28	17	3	35	1	3	-1	8	-1
	BE	10	0	30	-2	5	0	4	2
	BG	15	7	21	0	2	-1	19	0
	CZ	18	1	50	12	1	0	5	-3
	DK	7	1	26	4	9	1	8	2
	DE	26	5	32	-3	5	-1	8	0
	EE	12	2	32	-6	5	0	16	2
	IE	16	3	25	-4	2	-2	11	-6
	EL	24	4	32	0	8	5	5	-2
	ES	12	-4	51	8	3	0	7	-5
	FR	19	6	29	-1	1	-2	5	-1
	HR	12		38		5		13	
	IT	21	4	38	3	3	0	7	1
	CY	18	6	36	4	5	-2	9	0
	LV	11	4	26	-1	4	1	14	-6
	LT	12	6	37	4	2	-5	9	-4
	LU	17	-3	39	5	6	-2	3	-1
	HU	8	1	42	4	3	0	11	-2
	MT	20	3	36	-4	4	0	7	-3
	NL	8	2	28	-9	8	2	5	0
	AT	17	-5	19	0	5	1	7	-3
	PL	13	1	37	9	2	0	10	-3
	PT	10	0	45	7	3	2	14	-4
	RO	16	3	39	4	1	-2	12	-2
	SI	13	-4	29	-5	17	6	13	4
	SK	12	-2	44	2	5	1	12	2
	FI	6	1	33	2	7	-6	5	-1
	SE	4	1	17	2	2	-5	6	3
	UK	13	2	33	-4	2	-2	7	-1

QC10 Une personne peut être discriminée en raison d'un handicap, de son âge, de sa religion ou de ses convictions, de son orientation sexuelle ou de son identité sexuelle dans des domaines tels que l'accès aux biens et services, la protection sociale (santé et services de logement) ou l'éducation. Laquelle des deux propositions suivantes correspond le mieux à votre opinion ?

QC10 People may be discriminated against on the grounds of disability, age, religion or beliefs, sexual orientation or gender identity in areas such as access to goods and services, social protection (health or housing services) or education. Which of the following two statements comes closest to your view?

QC10 Es kann vorkommen, dass Menschen wegen einer Behinderung, des Alters, der Religion oder des Glaubens, der sexuellen Orientierung oder Geschlechtsidentität in bestimmten Bereichen diskriminiert werden, wie z. B. beim Zugang zu Waren und Dienstleistungen, beim Zugang zu sozialem Schutz (Gesundheits- oder Wohnungswesen) oder beim Zugang zu Bildung. Welche der beiden folgenden Aussagen kommt Ihrer Ansicht am nächsten?

		De nouvelles mesures pour accroître le niveau de protection de ces groupes risquant d'être discriminés devraient être mises en place	De nouvelles mesures pour accroître le niveau de protection de ces groupes risquant d'être discriminés ne sont pas nécessaires	NSP
		New measures to raise the level of protection of these groups at risk of discrimination should be introduced	New measures to raise the level of protection of these groups at risk of discrimination are not necessary	DK
		Es sollten neue Maßnahmen eingeführt werden, um den Schutz dieser Gruppen, die von Diskriminierung bedroht sind, zu erhöhen	Es sind keine neuen Maßnahmen notwendig, um den Schutz dieser Gruppen, die von Diskriminierung bedroht sind, zu erhöhen	WN
%		EB 83.4	EB 83.4	EB 83.4
	EU 28	62	27	11
	BE	61	33	6
	BG	58	17	25
	CZ	56	37	7
	DK	61	32	7
	DE	56	33	11
	EE	52	31	17
	IE	69	23	8
	EL	76	18	6
	ES	75	16	9
	FR	63	27	10
	HR	63	23	14
	IT	69	20	11
	CY	89	9	2
	LV	55	29	16
	LT	61	24	15
	LU	67	25	8
	HU	57	35	8
	MT	86	8	6
	NL	51	43	6
	AT	52	40	8
	PL	48	30	22
	PT	76	15	9
	RO	65	22	13
	SI	47	35	18
	SK	51	36	13
	FI	67	27	6
	SE	73	21	6
	UK	64	28	8

QC11.1 Etes-vous favorable ou opposé(e) à communiquer de manière anonyme une information sur ... dans le cadre d'un recensement, si cela contribuait à lutter contre les discriminations en (NOTRE PAYS) ?






























Votre origine ethnique

QC11.1 Are you in favour of or opposed to providing, on an anonymous basis, information about ... as part of a census, if that could help to combat discrimination in (OUR COUNTRY)?

Your ethnic origin

QC11.1 Sind Sie dafür oder dagegen, auf anonymer Basis bei einer Befragung Auskunft zu folgenden Fragen zu geben, wenn das helfen könnte, Diskriminierung in (UNSEREM LAND) zu bekämpfen? Wie ist es mit Auskünften über ...?

Ihre ethnische Herkunft

%		Tout à fait favorable		Plutôt favorable		Plutôt opposé(e)		Tout à fait opposé(e)	
		Totally in favour		Somewhat in favour		Somewhat opposed		Totally opposed	
		Voll und ganz dafür		Eher dafür		Eher dagegen		Voll und ganz dagegen	
		EB	Diff. EB	EB	Diff. EB	EB	Diff. EB	EB	Diff. EB
		83.4	65.4	83.4	65.4	83.4	65.4	83.4	65.4
	EU 28	41	2	31	-5	12	1	10	2
	BE	27	-9	40	-2	22	9	7	0
	BG	45	-18	28	6	8	3	10	6
	CZ	30	-9	32	-6	18	6	17	8
	DK	73	3	14	-4	3	-1	5	-1
	DE	39	-5	36	9	13	-2	7	-2
	EE	48	-8	31	-1	6	1	7	5
	IE	51	15	27	-6	9	-1	6	-1
	EL	41	-9	31	4	11	2	15	2
	ES	44	16	21	-20	9	-1	16	10
	FR	43	-1	28	-6	10	1	13	5
	HR	28		38		18		11	
	IT	44	9	36	-10	9	-1	7	1
	CY	63	17	17	-11	6	-2	8	-1
	LV	45	13	24	-17	10	-4	13	6
	LT	28	-1	45	-2	11	1	8	4
	LU	48	11	31	-8	7	-4	6	0
	HU	21	-7	31	-5	22	1	22	13
	MT	60	28	24	-22	5	-4	8	3
	NL	45	4	25	-7	9	0	16	1
	AT	26	8	39	-2	17	-6	11	0
	PL	17	-12	37	-5	23	9	14	5
	PT	29	1	41	-6	12	2	11	9
	RO	47	-7	27	8	8	2	8	1
	SI	26	-5	27	-15	19	4	22	15
	SK	19	-16	42	-4	17	6	14	9
	FI	35	3	30	-9	13	-1	12	1
	SE	69	2	12	-4	6	0	10	3
	UK	57	11	28	-7	7	-2	5	-1

QC11.1 Etes-vous favorable ou opposé(e) à communiquer de manière anonyme une information sur ... dans le cadre d'un recensement, si cela contribuait à lutter contre les discriminations en (NOTRE PAYS) ?






























Votre origine ethnique

QC11.1 Are you in favour of or opposed to providing, on an anonymous basis, information about ... as part of a census, if that could help to combat discrimination in (OUR COUNTRY)?

Your ethnic origin

QC11.1 Sind Sie dafür oder dagegen, auf anonymer Basis bei einer Befragung Auskunft zu folgenden Fragen zu geben, wenn das helfen könnte, Diskriminierung in (UNSEREM LAND) zu bekämpfen? Wie ist es mit Auskünften über ...?

Ihre ethnische Herkunft

	%	NSP		Total 'Favorable'		Total 'Opposé(e)'	
		DK	WN	Total 'In favour'	Total 'Opposed'		
		EB 83.4	Diff. EB 65.4	Gesamt 'Dafür '	Gesamt 'Dagegen'	EB 83.4	Diff. EB 65.4
 EU 28		6	<i>0</i>	72	<i>-3</i>	22	<i>3</i>
 BE		4	<i>2</i>	67	<i>-11</i>	29	<i>9</i>
 BG		9	<i>3</i>	73	<i>-12</i>	18	<i>9</i>
 CZ		3	<i>1</i>	62	<i>-15</i>	35	<i>14</i>
 DK		5	<i>3</i>	87	<i>-1</i>	8	<i>-2</i>
 DE		5	<i>0</i>	75	<i>4</i>	20	<i>-4</i>
 EE		8	<i>3</i>	79	<i>-9</i>	13	<i>6</i>
 IE		7	<i>-7</i>	78	<i>9</i>	15	<i>-2</i>
 EL		2	<i>1</i>	72	<i>-5</i>	26	<i>4</i>
 ES		10	<i>-5</i>	65	<i>-4</i>	25	<i>9</i>
 FR		6	<i>1</i>	71	<i>-7</i>	23	<i>6</i>
 HR		5		66		29	
 IT		4	<i>1</i>	80	<i>-1</i>	16	<i>0</i>
 CY		6	<i>-3</i>	80	<i>6</i>	14	<i>-3</i>
 LV		8	<i>2</i>	69	<i>-4</i>	23	<i>2</i>
 LT		8	<i>-2</i>	73	<i>-3</i>	19	<i>5</i>
 LU		8	<i>1</i>	79	<i>3</i>	13	<i>-4</i>
 HU		4	<i>-2</i>	52	<i>-12</i>	44	<i>14</i>
 MT		3	<i>-5</i>	84	<i>6</i>	13	<i>-1</i>
 NL		5	<i>2</i>	70	<i>-3</i>	25	<i>1</i>
 AT		7	<i>0</i>	65	<i>6</i>	28	<i>-6</i>
 PL		9	<i>3</i>	54	<i>-17</i>	37	<i>14</i>
 PT		7	<i>-6</i>	70	<i>-5</i>	23	<i>11</i>
 RO		10	<i>-4</i>	74	<i>1</i>	16	<i>3</i>
 SI		6	<i>1</i>	53	<i>-20</i>	41	<i>19</i>
 SK		8	<i>5</i>	61	<i>-20</i>	31	<i>15</i>
 FI		10	<i>6</i>	65	<i>-6</i>	25	<i>0</i>
 SE		3	<i>-1</i>	81	<i>-2</i>	16	<i>3</i>
 UK		3	<i>-1</i>	85	<i>4</i>	12	<i>-3</i>

QC11.2 Etes-vous favorable ou opposé(e) à communiquer de manière anonyme une information sur ... dans le cadre d'un recensement, si cela contribuait à lutter contre les discriminations en (NOTRE PAYS) ?






























Votre religion ou vos convictions

QC11.2 Are you in favour of or opposed to providing, on an anonymous basis, information about ... as part of a census, if that could help to combat discrimination in (OUR COUNTRY)?

Your religion or beliefs

QC11.2 Sind Sie dafür oder dagegen, auf anonymer Basis bei einer Befragung Auskunft zu folgenden Fragen zu geben, wenn das helfen könnte, Diskriminierung in (UNSEREM LAND) zu bekämpfen? Wie ist es mit Auskünften über ...?

Ihre Religion oder Ihren Glauben

%		Tout à fait favorable		Plutôt favorable		Plutôt opposé(e)		Tout à fait opposé(e)	
		Totally in favour		Somewhat in favour		Somewhat opposed		Totally opposed	
		Voll und ganz dafür		Eher dafür		Eher dagegen		Voll und ganz dagegen	
		EB	Diff. EB	EB	Diff. EB	EB	Diff. EB	EB	Diff. EB
		83.4	65.4	83.4	65.4	83.4	65.4	83.4	65.4
	EU 28	40	1	31	-4	12	0	11	2
	BE	27	-8	37	-4	23	9	9	1
	BG	42	-21	28	5	8	3	12	9
	CZ	28	-8	29	-10	18	6	21	11
	DK	71	5	14	-4	4	-3	6	-1
	DE	39	-5	34	8	15	-1	8	-1
	EE	42	-6	32	-2	8	0	8	4
	IE	50	15	28	-5	8	-2	7	-1
	EL	38	-11	31	4	11	2	18	4
	ES	42	13	21	-16	10	-2	17	10
	FR	41	-5	29	-3	10	1	14	5
	HR	31		37		17		10	
	IT	42	5	36	-8	10	-1	8	3
	CY	60	16	19	-11	7	-1	8	-2
	LV	42	10	25	-17	10	-3	14	7
	LT	25	-1	45	-2	14	2	9	4
	LU	45	9	33	-5	7	-5	7	0
	HU	19	-8	29	-5	23	3	26	12
	MT	60	26	26	-23	4	-3	8	4
	NL	43	2	25	-5	10	1	16	-1
	AT	27	8	40	-1	14	-10	12	1
	PL	17	-11	35	-5	23	7	16	5
	PT	27	-2	42	-4	13	3	11	9
	RO	48	-6	25	6	9	2	8	2
	SI	26	-4	26	-14	20	2	22	15
	SK	18	-18	40	-3	20	8	14	8
	FI	35	2	30	-9	13	-1	13	2
	SE	67	1	13	-2	5	-2	12	4
	UK	54	10	28	-7	9	-1	6	-1

QC11.2 Etes-vous favorable ou opposé(e) à communiquer de manière anonyme une information sur ... dans le cadre d'un recensement, si cela contribuait à lutter contre les discriminations en (NOTRE PAYS) ?






























Votre religion ou vos convictions

QC11.2 Are you in favour of or opposed to providing, on an anonymous basis, information about ... as part of a census, if that could help to combat discrimination in (OUR COUNTRY)?

Your religion or beliefs

QC11.2 Sind Sie dafür oder dagegen, auf anonymer Basis bei einer Befragung Auskunft zu folgenden Fragen zu geben, wenn das helfen könnte, Diskriminierung in (UNSEREM LAND) zu bekämpfen? Wie ist es mit Auskünften über ...?

Ihre Religion oder Ihren Glauben

	%	NSP		Total 'Favorable'		Total 'Opposé(e)'	
		EB 83.4	Diff. EB 65.4	Total 'In favour'		Total 'Opposed'	
				Gesamt 'Dafür'		Gesamt 'Dagegen'	
		EB 83.4	Diff. EB 65.4	EB 83.4	Diff. EB 65.4	EB 83.4	Diff. EB 65.4
 EU 28		6	1	71	-3	23	2
 BE		4	2	64	-12	32	10
 BG		10	4	70	-16	20	12
 CZ		4	1	57	-18	39	17
 DK		5	3	85	1	10	-4
 DE		4	-1	73	3	23	-2
 EE		10	4	74	-8	16	4
 IE		7	-7	78	10	15	-3
 EL		2	1	69	-7	29	6
 ES		10	-5	63	-3	27	8
 FR		6	2	70	-8	24	6
 HR		5		68		27	
 IT		4	1	78	-3	18	2
 CY		6	-2	79	5	15	-3
 LV		9	3	67	-7	24	4
 LT		7	-3	70	-3	23	6
 LU		8	1	78	4	14	-5
 HU		3	-2	48	-13	49	15
 MT		2	-4	86	3	12	1
 NL		6	3	68	-3	26	0
 AT		7	2	67	7	26	-9
 PL		9	4	52	-16	39	12
 PT		7	-6	69	-6	24	12
 RO		10	-4	73	0	17	4
 SI		6	1	52	-18	42	17
 SK		8	5	58	-21	34	16
 FI		9	6	65	-7	26	1
 SE		3	-1	80	-1	17	2
 UK		3	-1	82	3	15	-2

QC11.3 Etes-vous favorable ou opposé(e) à communiquer de manière anonyme une information sur ... dans le cadre d'un recensement, si cela contribuait à lutter contre les discriminations en (NOTRE PAYS) ?






























Votre situation de santé

QC11.3 Are you in favour of or opposed to providing, on an anonymous basis, information about ... as part of a census, if that could help to combat discrimination in (OUR COUNTRY)?

Your health situation

QC11.3 Sind Sie dafür oder dagegen, auf anonymer Basis bei einer Befragung Auskunft zu folgenden Fragen zu geben, wenn das helfen könnte, Diskriminierung in (UNSEREM LAND) zu bekämpfen? Wie ist es mit Auskünften über ...?

Ihre gesundheitliche Situation

%		Tout à fait favorable		Plutôt favorable		Plutôt opposé(e)		Tout à fait opposé(e)	
		Totally in favour		Somewhat in favour		Somewhat opposed		Totally opposed	
		Voll und ganz dafür		Eher dafür		Eher dagegen		Voll und ganz dagegen	
		EB	Diff. EB	EB	Diff. EB	EB	Diff. EB	EB	Diff. EB
		83.4	65.4	83.4	65.4	83.4	65.4	83.4	65.4
	EU 28	37	1	29	-6	15	1	14	4
	BE	26	-9	37	-1	23	7	11	2
	BG	39	-23	22	0	13	7	16	11
	CZ	19	-7	27	-8	21	0	30	14
	DK	67	4	16	-6	5	-1	7	0
	DE	31	-7	30	4	23	3	12	0
	EE	40	-6	32	-3	10	1	9	4
	IE	51	16	27	-4	9	-3	7	-1
	EL	32	-14	31	4	15	4	20	5
	ES	43	14	21	-18	9	-2	17	10
	FR	36	-4	27	-6	14	1	17	7
	HR	27		35		21		11	
	IT	39	4	36	-8	11	-1	10	4
	CY	65	18	16	-13	7	-1	7	-2
	LV	42	10	24	-17	11	-4	14	7
	LT	25	3	41	-2	15	-3	11	3
	LU	42	10	31	-5	11	-5	9	0
	HU	21	-6	27	-10	24	4	25	13
	MT	59	25	25	-22	5	-4	8	4
	NL	41	2	23	-5	10	-1	20	0
	AT	24	8	34	-3	21	-5	15	-1
	PL	16	-9	29	-11	27	9	19	7
	PT	30	-3	39	-6	13	4	11	9
	RO	49	-5	24	4	10	5	8	1
	SI	21	-7	24	-16	24	6	26	17
	SK	15	-14	34	-5	24	5	20	11
	FI	36	3	28	-8	14	-2	14	2
	SE	68	5	14	-1	5	-4	10	1
	UK	52	12	30	-6	9	-3	6	-2

QC11.3 Etes-vous favorable ou opposé(e) à communiquer de manière anonyme une information sur ... dans le cadre d'un recensement, si cela contribuait à lutter contre les discriminations en (NOTRE PAYS) ?






























Votre situation de santé

QC11.3 Are you in favour of or opposed to providing, on an anonymous basis, information about ... as part of a census, if that could help to combat discrimination in (OUR COUNTRY)?

Your health situation

QC11.3 Sind Sie dafür oder dagegen, auf anonymer Basis bei einer Befragung Auskunft zu folgenden Fragen zu geben, wenn das helfen könnte, Diskriminierung in (UNSEREM LAND) zu bekämpfen? Wie ist es mit Auskünften über ...?

Ihre gesundheitliche Situation

	%	NSP		Total 'Favorable'		Total 'Opposé(e)'	
		DK	WN	Total 'In favour'	Total 'Opposed'	Gesamt	
		EB 83.4	Diff. EB 65.4	Gesamt 'Dafür '	Gesamt 'Dagegen'	EB 83.4	Diff. EB 65.4
 EU 28		5	0	66	-5	29	5
 BE		3	1	63	-10	34	9
 BG		10	5	61	-23	29	18
 CZ		3	1	46	-15	51	14
 DK		5	3	83	-2	12	-1
 DE		4	0	61	-3	35	3
 EE		9	4	72	-9	19	5
 IE		6	-8	78	12	16	-4
 EL		2	1	63	-10	35	9
 ES		10	-4	64	-4	26	8
 FR		6	2	63	-10	31	8
 HR		6		62		32	
 IT		4	1	75	-4	21	3
 CY		5	-2	81	5	14	-3
 LV		9	4	66	-7	25	3
 LT		8	-1	66	1	26	0
 LU		7	0	73	5	20	-5
 HU		3	-1	48	-16	49	17
 MT		3	-3	84	3	13	0
 NL		6	4	64	-3	30	-1
 AT		6	1	58	5	36	-6
 PL		9	4	45	-20	46	16
 PT		7	-4	69	-9	24	13
 RO		9	-5	73	-1	18	6
 SI		5	0	45	-23	50	23
 SK		7	3	49	-19	44	16
 FI		8	5	64	-5	28	0
 SE		3	-1	82	4	15	-3
 UK		3	-1	82	6	15	-5

QC11.4 Etes-vous favorable ou opposé(e) à communiquer de manière anonyme une information sur ... dans le cadre d'un recensement, si cela contribuait à lutter contre les discriminations en (NOTRE PAYS) ?






























Votre orientation sexuelle

QC11.4 Are you in favour of or opposed to providing, on an anonymous basis, information about ... as part of a census, if that could help to combat discrimination in (OUR COUNTRY)?

Your sexual orientation

QC11.4 Sind Sie dafür oder dagegen, auf anonymer Basis bei einer Befragung Auskunft zu folgenden Fragen zu geben, wenn das helfen könnte, Diskriminierung in (UNSEREM LAND) zu bekämpfen? Wie ist es mit Auskünften über ...?

Ihre sexuelle Orientierung

%		Tout à fait favorable		Plutôt favorable		Plutôt opposé(e)		Tout à fait opposé(e)	
		Totally in favour		Somewhat in favour		Somewhat opposed		Totally opposed	
		Voll und ganz dafür		Eher dafür		Eher dagegen		Voll und ganz dagegen	
		EB	Diff. EB	EB	Diff. EB	EB	Diff. EB	EB	Diff. EB
		83.4	65.4	83.4	65.4	83.4	65.4	83.4	65.4
	EU 28	36	2	27	-4	15	-1	15	2
	BE	26	-8	37	-2	23	7	10	0
	BG	36	-17	22	-1	10	4	17	9
	CZ	24	-11	24	-9	20	5	28	14
	DK	68	13	13	-7	5	-3	8	-5
	DE	30	-3	26	6	23	2	16	-3
	EE	39	0	28	0	9	-2	11	1
	IE	49	16	27	-3	8	-3	8	-2
	EL	29	-12	28	4	17	4	23	3
	ES	42	14	20	-16	10	-3	18	10
	FR	39	0	25	-4	12	-1	18	4
	HR	27		35		20		12	
	IT	37	1	36	-4	11	-3	10	3
	CY	57	16	16	-10	9	1	10	-4
	LV	40	10	23	-12	11	-5	17	6
	LT	22	2	36	0	16	-2	16	5
	LU	44	16	28	-6	11	-6	10	-4
	HU	13	-4	22	-4	25	-2	35	14
	MT	59	26	23	-19	6	-6	9	4
	NL	43	4	22	-4	9	-2	21	0
	AT	22	9	30	-4	22	-6	19	1
	PL	15	-9	29	-7	26	7	20	6
	PT	27	-1	40	-5	13	2	11	9
	RO	45	-4	24	6	10	4	9	-1
	SI	23	-6	24	-14	21	2	26	17
	SK	17	-14	34	-4	22	7	18	7
	FI	33	6	26	-9	15	-2	16	0
	SE	67	5	11	-3	6	0	13	0
	UK	52	10	28	-7	8	-3	8	0

QC11.4 Etes-vous favorable ou opposé(e) à communiquer de manière anonyme une information sur ... dans le cadre d'un recensement, si cela contribuait à lutter contre les discriminations en (NOTRE PAYS) ?






























Votre orientation sexuelle

QC11.4 Are you in favour of or opposed to providing, on an anonymous basis, information about ... as part of a census, if that could help to combat discrimination in (OUR COUNTRY)?

Your sexual orientation

QC11.4 Sind Sie dafür oder dagegen, auf anonymer Basis bei einer Befragung Auskunft zu folgenden Fragen zu geben, wenn das helfen könnte, Diskriminierung in (UNSEREM LAND) zu bekämpfen? Wie ist es mit Auskünften über ...?

Ihre sexuelle Orientierung

	%	NSP		Total 'Favorable'		Total 'Opposé(e)'	
		DK	WN	Total 'In favour'	Total 'Opposed'		
		EB 83.4	Diff. EB 65.4	Gesamt 'Dafür'	Gesamt 'Dagegen'	EB 83.4	Diff. EB 65.4
 EU 28		7	<i>1</i>	63	<i>-2</i>	30	<i>1</i>
 BE		4	<i>3</i>	63	<i>-10</i>	33	<i>7</i>
 BG		15	<i>5</i>	58	<i>-18</i>	27	<i>13</i>
 CZ		4	<i>1</i>	48	<i>-20</i>	48	<i>19</i>
 DK		6	<i>2</i>	81	<i>6</i>	13	<i>-8</i>
 DE		5	<i>-2</i>	56	<i>3</i>	39	<i>-1</i>
 EE		13	<i>1</i>	67	<i>0</i>	20	<i>-1</i>
 IE		8	<i>-8</i>	76	<i>13</i>	16	<i>-5</i>
 EL		3	<i>1</i>	57	<i>-8</i>	40	<i>7</i>
 ES		10	<i>-5</i>	62	<i>-2</i>	28	<i>7</i>
 FR		6	<i>1</i>	64	<i>-4</i>	30	<i>3</i>
 HR		6		62		32	
 IT		6	<i>3</i>	73	<i>-3</i>	21	<i>0</i>
 CY		8	<i>-3</i>	73	<i>6</i>	19	<i>-3</i>
 LV		9	<i>1</i>	63	<i>-2</i>	28	<i>1</i>
 LT		10	<i>-5</i>	58	<i>2</i>	32	<i>3</i>
 LU		7	<i>0</i>	72	<i>10</i>	21	<i>-10</i>
 HU		5	<i>-4</i>	35	<i>-8</i>	60	<i>12</i>
 MT		3	<i>-5</i>	82	<i>7</i>	15	<i>-2</i>
 NL		5	<i>2</i>	65	<i>0</i>	30	<i>-2</i>
 AT		7	<i>0</i>	52	<i>5</i>	41	<i>-5</i>
 PL		10	<i>3</i>	44	<i>-16</i>	46	<i>13</i>
 PT		9	<i>-5</i>	67	<i>-6</i>	24	<i>11</i>
 RO		12	<i>-5</i>	69	<i>2</i>	19	<i>3</i>
 SI		6	<i>1</i>	47	<i>-20</i>	47	<i>19</i>
 SK		9	<i>4</i>	51	<i>-18</i>	40	<i>14</i>
 FI		10	<i>5</i>	59	<i>-3</i>	31	<i>-2</i>
 SE		3	<i>-2</i>	78	<i>2</i>	19	<i>0</i>
 UK		4	<i>0</i>	80	<i>3</i>	16	<i>-3</i>

QC12.1 Pensez-vous que la diversité est suffisamment représentée dans les médias, en ce qui concerne ... ?





























Le handicap

of...?

Disability

QC12.1 Sind Sie der Ansicht, dass Vielfalt aufgrund von ... in den Medien ausreichend widergespiegelt wird?

Behinderung

%		Oui, tout à fait Yes, definitely Ja, sicher		Oui, plutôt Yes, to some extent Ja, bis zu einem gewissen Grad		Non, pas vraiment No, not really Nein, nicht wirklich		Non, pas du tout No, definitely not Nein, sicher nicht	
		EB	Diff. EB	EB	Diff. EB	EB	Diff. EB	EB	Diff. EB
		83.4	71.2	83.4	71.2	83.4	71.2	83.4	71.2
	EU 28	14	4	38	0	32	-2	9	-1
	BE	6	-5	35	1	47	9	7	-5
	BG	19	2	33	-6	31	4	10	3
	CZ	15	5	42	0	28	-6	9	1
	DK	11	3	35	-4	36	-4	10	1
	DE	20	4	40	0	30	-1	5	-2
	EE	13	4	53	8	19	-11	4	0
	IE	18	5	37	2	28	3	7	-1
	EL	12	3	34	-3	34	-7	16	4
	ES	8	-1	28	-6	39	4	14	-2
	FR	7	2	21	-1	45	2	19	-3
	HR	12	1	41	3	29	-4	10	0
	IT	14	8	51	4	26	-8	4	-2
	CY	15	7	41	2	23	-5	15	5
	LV	11	5	43	-6	29	-3	6	2
	LT	13	5	44	-5	28	3	7	2
	LU	7	-5	34	3	38	4	13	2
	HU	10	0	39	12	34	-4	11	-4
	MT	26	14	45	7	18	-5	3	-3
	NL	13	6	40	-1	34	-4	9	1
	AT	11	3	44	3	30	-6	8	-1
	PL	15	6	50	2	22	-6	4	-2
	PT	7	1	35	-2	40	8	11	7
	RO	14	7	34	2	32	1	9	3
	SI	15	1	46	0	24	-5	6	-1
	SK	10	0	45	-2	27	0	6	-1
	FI	18	11	54	4	21	-17	4	1
	SE	8	0	25	2	41	2	19	0
	UK	20	10	41	3	26	-6	5	-3

QC12.1 Pensez-vous que la diversité est suffisamment représentée dans les médias, en ce qui concerne ... ?






























Le handicap

QC12.1 Do you think that diversity is sufficiently reflected in the media, in terms of...?

Disability

QC12.1 Sind Sie der Ansicht, dass Vielfalt aufgrund von ... in den Medien ausreichend wiedergespiegelt wird?

Behinderung

%		NSP		Total 'Oui'		Total 'Non'	
		EB 83.4	Diff. EB 71.2	Total 'Yes'		Total 'No'	
				Gesamt 'Ja'		Gesamt 'Nein'	
		EB 83.4	Diff. EB 71.2	EB 83.4	Diff. EB 71.2	EB 83.4	Diff. EB 71.2
	EU 28	7	<i>-1</i>	52	<i>4</i>	41	<i>-3</i>
	BE	5	<i>0</i>	41	<i>-4</i>	54	<i>4</i>
	BG	7	<i>-3</i>	52	<i>-4</i>	41	<i>7</i>
	CZ	6	<i>0</i>	57	<i>5</i>	37	<i>-5</i>
	DK	8	<i>4</i>	46	<i>-1</i>	46	<i>-3</i>
	DE	5	<i>-1</i>	60	<i>4</i>	35	<i>-3</i>
	EE	11	<i>-1</i>	66	<i>12</i>	23	<i>-11</i>
	IE	10	<i>-9</i>	55	<i>7</i>	35	<i>2</i>
	EL	4	<i>3</i>	46	<i>0</i>	50	<i>-3</i>
	ES	11	<i>5</i>	36	<i>-7</i>	53	<i>2</i>
	FR	8	<i>0</i>	28	<i>1</i>	64	<i>-1</i>
	HR	8	<i>0</i>	53	<i>4</i>	39	<i>-4</i>
	IT	5	<i>-2</i>	65	<i>12</i>	30	<i>-10</i>
	CY	6	<i>-9</i>	56	<i>9</i>	38	<i>0</i>
	LV	11	<i>2</i>	54	<i>-1</i>	35	<i>-1</i>
	LT	8	<i>-5</i>	57	<i>0</i>	35	<i>5</i>
	LU	8	<i>-4</i>	41	<i>-2</i>	51	<i>6</i>
	HU	6	<i>-4</i>	49	<i>12</i>	45	<i>-8</i>
	MT	8	<i>-13</i>	71	<i>21</i>	21	<i>-8</i>
	NL	4	<i>-2</i>	53	<i>5</i>	43	<i>-3</i>
	AT	7	<i>1</i>	55	<i>6</i>	38	<i>-7</i>
	PL	9	<i>0</i>	65	<i>8</i>	26	<i>-8</i>
	PT	7	<i>-14</i>	42	<i>-1</i>	51	<i>15</i>
	RO	11	<i>-13</i>	48	<i>9</i>	41	<i>4</i>
	SI	9	<i>5</i>	61	<i>1</i>	30	<i>-6</i>
	SK	12	<i>3</i>	55	<i>-2</i>	33	<i>-1</i>
	FI	3	<i>1</i>	72	<i>15</i>	25	<i>-16</i>
	SE	7	<i>-4</i>	33	<i>2</i>	60	<i>2</i>
	UK	8	<i>-4</i>	61	<i>13</i>	31	<i>-9</i>

QC12.2 Pensez-vous que la diversité est suffisamment représentée dans les médias, en ce qui concerne ... ?






























L'origine ethnique

of...?

Ethnic origin

QC12.2 Sind Sie der Ansicht, dass Vielfalt aufgrund von ... in den Medien ausreichend widergespiegelt wird?

Ethnischer Herkunft

%		Oui, tout à fait Yes, definitely Ja, sicher		Oui, plutôt Yes, to some extent Ja, bis zu einem gewissen Grad		Non, pas vraiment No, not really Nein, nicht wirklich		Non, pas du tout No, definitely not Nein, sicher nicht	
		EB	Diff. EB	EB	Diff. EB	EB	Diff. EB	EB	Diff. EB
		83.4	71.2	83.4	71.2	83.4	71.2	83.4	71.2
	 EU 28	16	4	44	1	27	-3	5	-1
	 BE	12	-3	52	7	29	0	3	-3
	 BG	29	9	38	-5	17	-5	7	2
	 CZ	14	1	42	-2	28	-1	10	4
	 DK	21	6	46	-1	21	-7	6	0
	 DE	20	2	45	2	25	-1	4	-2
	 EE	15	3	48	1	17	-9	5	2
	 IE	19	8	44	1	23	-1	5	2
	 EL	17	3	40	0	30	-8	10	2
	 ES	7	-3	30	-3	40	0	11	1
	 FR	16	7	44	-2	25	-4	5	-3
	 HR	12	0	39	-2	32	-1	7	1
	 IT	10	4	49	9	32	-7	4	-4
	 CY	12	-2	40	-7	29	8	12	8
	 LV	11	6	43	0	27	-9	5	0
	 LT	16	6	45	-4	24	0	6	2
	 LU	13	-2	44	5	29	-1	6	3
	 HU	17	-4	42	5	27	0	8	0
	 MT	17	10	43	9	23	-7	6	-2
	 NL	23	6	45	-4	23	-2	5	1
	 AT	17	5	51	9	20	-12	4	-3
	 PL	12	4	47	2	25	-5	5	-1
	 PT	7	1	39	3	40	7	6	2
	 RO	20	10	37	-4	28	5	4	1
	 SI	13	-1	46	0	24	-4	6	-1
	 SK	12	0	45	-4	24	-2	6	1
	 FI	18	8	55	0	19	-12	3	2
	 SE	20	2	44	4	26	-3	6	0
	 UK	24	8	48	1	17	-4	3	-1

QC12.2 Pensez-vous que la diversité est suffisamment représentée dans les médias, en ce qui concerne ... ?






























L'origine ethnique

QC12.2 Do you think that diversity is sufficiently reflected in the media, in terms of...?

Ethnic origin

QC12.2 Sind Sie der Ansicht, dass Vielfalt aufgrund von ... in den Medien ausreichend wiedergespiegelt wird?

Ethnischer Herkunft

	%	NSP		Total 'Oui'		Total 'Non'	
		EB 83.4	Diff. EB 71.2	Total 'Yes'		Total 'No'	
				Gesamt 'Ja'		Gesamt 'Nein'	
		EB 83.4	Diff. EB 71.2	EB 83.4	Diff. EB 71.2	EB 83.4	Diff. EB 71.2
 EU 28		8	<i>-1</i>	60	<i>5</i>	32	<i>-4</i>
 BE		4	<i>-1</i>	64	<i>4</i>	32	<i>-3</i>
 BG		9	<i>-1</i>	67	<i>4</i>	24	<i>-3</i>
 CZ		6	<i>-2</i>	56	<i>-1</i>	38	<i>3</i>
 DK		6	<i>2</i>	67	<i>5</i>	27	<i>-7</i>
 DE		6	<i>-1</i>	65	<i>4</i>	29	<i>-3</i>
 EE		15	<i>3</i>	63	<i>4</i>	22	<i>-7</i>
 IE		9	<i>-10</i>	63	<i>9</i>	28	<i>1</i>
 EL		3	<i>3</i>	57	<i>3</i>	40	<i>-6</i>
 ES		12	<i>5</i>	37	<i>-6</i>	51	<i>1</i>
 FR		10	<i>2</i>	60	<i>5</i>	30	<i>-7</i>
 HR		10	<i>2</i>	51	<i>-2</i>	39	<i>0</i>
 IT		5	<i>-2</i>	59	<i>13</i>	36	<i>-11</i>
 CY		7	<i>-7</i>	52	<i>-9</i>	41	<i>16</i>
 LV		14	<i>3</i>	54	<i>6</i>	32	<i>-9</i>
 LT		9	<i>-4</i>	61	<i>2</i>	30	<i>2</i>
 LU		8	<i>-5</i>	57	<i>3</i>	35	<i>2</i>
 HU		6	<i>-1</i>	59	<i>1</i>	35	<i>0</i>
 MT		11	<i>-10</i>	60	<i>19</i>	29	<i>-9</i>
 NL		4	<i>-1</i>	68	<i>2</i>	28	<i>-1</i>
 AT		8	<i>1</i>	68	<i>14</i>	24	<i>-15</i>
 PL		11	<i>0</i>	59	<i>6</i>	30	<i>-6</i>
 PT		8	<i>-13</i>	46	<i>4</i>	46	<i>9</i>
 RO		11	<i>-12</i>	57	<i>6</i>	32	<i>6</i>
 SI		11	<i>6</i>	59	<i>-1</i>	30	<i>-5</i>
 SK		13	<i>5</i>	57	<i>-4</i>	30	<i>-1</i>
 FI		5	<i>2</i>	73	<i>8</i>	22	<i>-10</i>
 SE		4	<i>-3</i>	64	<i>6</i>	32	<i>-3</i>
 UK		8	<i>-4</i>	72	<i>9</i>	20	<i>-5</i>

QC12.3 Pensez-vous que la diversité est suffisamment représentée dans les médias, en ce qui concerne ... ?






























La religion ou les convictions

of...?

Religion or beliefs

QC12.3 Sind Sie der Ansicht, dass Vielfalt aufgrund von ... in den Medien ausreichend widergespiegelt wird?

Religion oder Glauben

%		Oui, tout à fait Yes, definitely Ja, sicher		Oui, plutôt Yes, to some extent Ja, bis zu einem gewissen Grad		Non, pas vraiment No, not really Nein, nicht wirklich		Non, pas du tout No, definitely not Nein, sicher nicht	
		EB	Diff. EB	EB	Diff. EB	EB	Diff. EB	EB	Diff. EB
		83.4	71.2	83.4	71.2	83.4	71.2	83.4	71.2
	 EU 28	16	5	43	2	25	-4	6	0
	 BE	12	-2	50	6	27	-1	5	-1
	 BG	23	9	37	2	22	-8	8	0
	 CZ	14	5	40	4	26	-9	11	1
	 DK	18	5	45	-1	23	-7	6	0
	 DE	25	7	43	1	22	-5	4	-2
	 EE	9	0	39	-1	30	-3	6	1
	 IE	22	9	41	1	21	-1	5	0
	 EL	12	3	37	3	32	-12	15	2
	 ES	8	-3	31	-5	33	6	9	0
	 FR	12	3	35	0	28	1	6	-2
	 HR	12	1	41	-1	30	-1	7	-1
	 IT	12	6	56	9	22	-12	4	-2
	 CY	11	5	39	-5	30	2	12	5
	 LV	10	6	42	-1	29	-7	5	-1
	 LT	15	6	40	-6	29	2	7	2
	 LU	11	-2	44	9	28	0	7	4
	 HU	13	1	35	8	31	-2	12	2
	 MT	18	10	46	10	23	-3	4	-3
	 NL	24	7	45	-5	21	-2	5	1
	 AT	17	7	51	7	21	-12	4	-2
	 PL	13	5	45	2	25	-6	6	-1
	 PT	7	2	38	6	34	-1	9	3
	 RO	19	10	40	4	26	0	5	1
	 SI	14	0	43	-3	26	-2	7	-1
	 SK	12	0	43	2	22	-4	8	-2
	 FI	17	8	56	3	20	-13	3	1
	 SE	16	1	37	4	28	-4	7	1
	 UK	22	9	44	-2	20	-3	5	1

QC12.3 Pensez-vous que la diversité est suffisamment représentée dans les médias, en ce qui concerne ... ?






























La religion ou les convictions

QC12.3 Do you think that diversity is sufficiently reflected in the media, in terms of...?

Religion or beliefs

QC12.3 Sind Sie der Ansicht, dass Vielfalt aufgrund von ... in den Medien ausreichend wiedergespiegelt wird?

Religion oder Glauben

	%	NSP		Total 'Oui'		Total 'Non'	
		EB 83.4	Diff. EB 71.2	Total 'Yes'		Total 'No'	
				Gesamt 'Ja'		Gesamt 'Nein'	
		EB 83.4	Diff. EB 71.2	EB 83.4	Diff. EB 71.2	EB 83.4	Diff. EB 71.2
 EU 28		10	-3	59	7	31	-4
 BE		6	-2	62	4	32	-2
 BG		10	-3	60	11	30	-8
 CZ		9	-1	54	9	37	-8
 DK		8	3	63	4	29	-7
 DE		6	-1	68	8	26	-7
 EE		16	3	48	-1	36	-2
 IE		11	-9	63	10	26	-1
 EL		4	4	49	6	47	-10
 ES		19	2	39	-8	42	6
 FR		19	-2	47	3	34	-1
 HR		10	2	53	0	37	-2
 IT		6	-1	68	15	26	-14
 CY		8	-7	50	0	42	7
 LV		14	3	52	5	34	-8
 LT		9	-4	55	0	36	4
 LU		10	-11	55	7	35	4
 HU		9	-9	48	9	43	0
 MT		9	-14	64	20	27	-6
 NL		5	-1	69	2	26	-1
 AT		7	0	68	14	25	-14
 PL		11	0	58	7	31	-7
 PT		12	-10	45	8	43	2
 RO		10	-15	59	14	31	1
 SI		10	6	57	-3	33	-3
 SK		15	4	55	2	30	-6
 FI		4	1	73	11	23	-12
 SE		12	-2	53	5	35	-3
 UK		9	-5	66	7	25	-2

QC12.4 Pensez-vous que la diversité est suffisamment représentée dans les médias, en ce qui concerne ... ?






























L'âge (personnes de plus de 75 ans)

of...?

Age (people over 75)

QC12.4 Sind Sie der Ansicht, dass Vielfalt aufgrund von ... in den Medien ausreichend widergespiegelt wird?

Alter (Menschen über 75 Jahre)

		Oui, tout à fait Yes, definitely Ja, sicher	Oui, plutôt Yes, to some extent Ja, bis zu einem gewissen Grad	Non, pas vraiment No, not really Nein, nicht wirklich	Non, pas du tout No, definitely not Nein, sicher nicht
%		EB 83.4	EB 83.4	EB 83.4	EB 83.4
 EU 28		14	36	32	10
 BE		9	36	43	8
 BG		16	26	27	21
 CZ		14	35	33	12
 DK		12	34	35	9
 DE		20	37	27	9
 EE		9	34	33	8
 IE		14	35	33	7
 EL		12	28	38	19
 ES		8	25	39	17
 FR		11	30	37	11
 HR		9	33	37	11
 IT		13	46	29	6
 CY		13	32	32	15
 LV		10	38	31	8
 LT		13	38	30	9
 LU		7	28	44	11
 HU		7	33	37	16
 MT		16	35	29	8
 NL		15	36	34	10
 AT		10	41	32	9
 PL		11	42	28	8
 PT		8	38	37	10
 RO		13	30	37	10
 SI		12	43	26	8
 SK		9	39	28	10
 FI		15	48	28	4
 SE		11	32	38	12
 UK		16	39	30	7

QC12.4 Pensez-vous que la diversité est suffisamment représentée dans les médias, en ce qui concerne ... ?






























L'âge (personnes de plus de 75 ans)

QC12.4 Do you think that diversity is sufficiently reflected in the media, in terms of...?

Age (people over 75)

QC12.4 Sind Sie der Ansicht, dass Vielfalt aufgrund von ... in den Medien ausreichend wiedergespiegelt wird?

Alter (Menschen über 75 Jahre)

		NSP	Total 'Oui'	Total 'Non'
		DK	Total 'Yes'	Total 'No'
		WN	Gesamt 'Ja'	Gesamt 'Nein'
%		EB	EB	EB
		83.4	83.4	83.4
 EU 28		8	50	42
 BE		4	45	51
 BG		10	42	48
 CZ		6	49	45
 DK		10	46	44
 DE		7	57	36
 EE		16	43	41
 IE		11	49	40
 EL		3	40	57
 ES		11	33	56
 FR		11	41	48
 HR		10	42	48
 IT		6	59	35
 CY		8	45	47
 LV		13	48	39
 LT		10	51	39
 LU		10	35	55
 HU		7	40	53
 MT		12	51	37
 NL		5	51	44
 AT		8	51	41
 PL		11	53	36
 PT		7	46	47
 RO		10	43	47
 SI		11	55	34
 SK		14	48	38
 FI		5	63	32
 SE		7	43	50
 UK		8	55	37

QC12.5 Pensez-vous que la diversité est suffisamment représentée dans les médias, en ce qui concerne ... ?






























L'âge (personnes de moins de 25 ans)

of...?

Age (people under 25)

QC12.5 Sind Sie der Ansicht, dass Vielfalt aufgrund von ... in den Medien ausreichend widergespiegelt wird?

Alter (Menschen unter 25 Jahre)

		Oui, tout à fait Yes, definitely Ja, sicher	Oui, plutôt Yes, to some extent Ja, bis zu einem gewissen Grad	Non, pas vraiment No, not really Nein, nicht wirklich	Non, pas du tout No, definitely not Nein, sicher nicht
%		EB 83.4	EB 83.4	EB 83.4	EB 83.4
 EU 28		25	41	20	6
 BE		19	49	25	3
 BG		22	29	26	12
 CZ		19	38	24	12
 DK		22	43	20	4
 DE		41	31	15	5
 EE		13	37	24	6
 IE		23	41	21	5
 EL		14	32	28	22
 ES		21	37	26	6
 FR		21	47	18	4
 HR		11	40	30	10
 IT		18	54	19	3
 CY		19	35	26	13
 LV		13	43	25	5
 LT		17	41	25	7
 LU		15	47	23	6
 HU		17	38	29	10
 MT		30	35	19	5
 NL		37	35	18	5
 AT		21	41	22	7
 PL		15	44	22	7
 PT		13	44	26	8
 RO		20	36	27	7
 SI		11	41	26	9
 SK		17	44	19	8
 FI		16	50	25	3
 SE		31	41	18	4
 UK		28	43	17	3

QC12.5 Pensez-vous que la diversité est suffisamment représentée dans les médias, en ce qui concerne ... ?






























L'âge (personnes de moins de 25 ans)

QC12.5 Do you think that diversity is sufficiently reflected in the media, in terms of...?

Age (people under 25)

QC12.5 Sind Sie der Ansicht, dass Vielfalt aufgrund von ... in den Medien ausreichend wiedergespiegelt wird?

Alter (Menschen unter 25 Jahre)

		NSP	Total 'Oui'	Total 'Non'
		DK	Total 'Yes'	Total 'No'
		WN	Gesamt 'Ja'	Gesamt 'Nein'
%		EB	EB	EB
		83.4	83.4	83.4
 EU 28		8	66	26
 BE		4	68	28
 BG		11	51	38
 CZ		7	57	36
 DK		11	65	24
 DE		8	72	20
 EE		20	50	30
 IE		10	64	26
 EL		4	46	50
 ES		10	58	32
 FR		10	68	22
 HR		9	51	40
 IT		6	72	22
 CY		7	54	39
 LV		14	56	30
 LT		10	58	32
 LU		9	62	29
 HU		6	55	39
 MT		11	65	24
 NL		5	72	23
 AT		9	62	29
 PL		12	59	29
 PT		9	57	34
 RO		10	56	34
 SI		13	52	35
 SK		12	61	27
 FI		6	66	28
 SE		6	72	22
 UK		9	71	20

QC12.6 Pensez-vous que la diversité est suffisamment représentée dans les médias, en ce qui concerne ... ?





























L'orientation sexuelle (être homosexuel, lesbienne ou bisexuel)

of...?

Sexual orientation (being gay, lesbian or bisexual)

QC12.6 Sind Sie der Ansicht, dass Vielfalt aufgrund von ... in den Medien ausreichend wiedergespiegelt wird?

Sexueller Orientierung (weil jemand schwul, lesbisch oder bisexuell ist)

%		Oui, tout à fait Yes, definitely Ja, sicher		Oui, plutôt Yes, to some extent Ja, bis zu einem gewissen Grad		Non, pas vraiment No, not really Nein, nicht wirklich		Non, pas du tout No, definitely not Nein, sicher nicht	
		EB	Diff. EB	EB	Diff. EB	EB	Diff. EB	EB	Diff. EB
		83.4	71.2	83.4	71.2	83.4	71.2	83.4	71.2
	EU 28	18	3	40	-1	24	-1	6	0
	BE	16	-2	48	6	27	1	3	-3
	BG	18	3	24	-6	24	-4	16	4
	CZ	13	0	36	-3	28	-4	13	6
	DK	16	0	46	-2	23	-3	5	1
	DE	22	0	41	0	24	-1	5	1
	EE	19	7	38	-2	18	-10	6	1
	IE	26	14	43	5	17	-6	4	-1
	EL	21	10	40	2	25	-15	10	-1
	ES	23	0	39	-5	20	3	5	1
	FR	13	4	38	0	22	0	5	-3
	HR	13	-2	36	-3	29	0	9	2
	IT	9	4	38	-4	37	-1	9	2
	CY	14	7	40	0	24	-2	12	4
	LV	16	3	38	-5	24	-4	7	3
	LT	21	7	36	-8	23	0	7	3
	LU	12	-1	46	10	26	0	6	2
	HU	12	-4	34	4	30	3	13	5
	MT	27	18	46	11	15	-12	3	-5
	NL	30	13	45	-7	16	-5	4	1
	AT	22	13	44	0	20	-13	6	-1
	PL	16	6	45	0	23	-2	5	-2
	PT	10	3	39	3	29	-2	11	6
	RO	14	2	28	-4	27	6	11	4
	SI	20	3	44	-2	20	-5	7	0
	SK	12	2	43	2	21	-9	8	1
	FI	28	14	51	-7	14	-9	2	1
	SE	22	-2	39	3	20	-1	6	2
	UK	24	7	45	2	17	-4	3	0

QC12.6 Pensez-vous que la diversité est suffisamment représentée dans les média, en ce qui concerne ... ?






























L'orientation sexuelle (être homosexuel, lesbienne ou bisexuel)

QC12.6 Do you think that diversity is sufficiently reflected in the media, in terms of...?

Sexual orientation (being gay, lesbian or bisexual)

QC12.6 Sind Sie der Ansicht, dass Vielfalt aufgrund von ... in den Medien ausreichend widerspiegelt wird?

ist)

%		NSP		Total 'Oui'		Total 'Non'	
		EB 83.4	Diff. EB 71.2	Total 'Yes'		Total 'No'	
				Gesamt 'Ja'		Gesamt 'Nein'	
		EB 83.4	Diff. EB 71.2	EB 83.4	Diff. EB 71.2	EB 83.4	Diff. EB 71.2
	EU 28	12	-1	58	2	30	-1
	BE	6	-2	64	4	30	-2
	BG	18	3	42	-3	40	0
	CZ	10	1	49	-3	41	2
	DK	10	4	62	-2	28	-2
	DE	8	0	63	0	29	0
	EE	19	4	57	5	24	-9
	IE	10	-12	69	19	21	-7
	EL	4	4	61	12	35	-16
	ES	13	1	62	-5	25	4
	FR	22	-1	51	4	27	-3
	HR	13	3	49	-5	38	2
	IT	7	-1	47	0	46	1
	CY	10	-9	54	7	36	2
	LV	15	3	54	-2	31	-1
	LT	13	-2	57	-1	30	3
	LU	10	-11	58	9	32	2
	HU	11	-8	46	0	43	8
	MT	9	-12	73	29	18	-17
	NL	5	-2	75	6	20	-4
	AT	8	1	66	13	26	-14
	PL	11	-2	61	6	28	-4
	PT	11	-10	49	6	40	4
	RO	20	-8	42	-2	38	10
	SI	9	4	64	1	27	-5
	SK	16	4	55	4	29	-8
	FI	5	1	79	7	16	-8
	SE	13	-2	61	1	26	1
	UK	11	-5	69	9	20	-4

QC12.7 Pensez-vous que la diversité est suffisamment représentée dans les médias, en ce qui concerne ... ?





























Le sexe (homme ou femme)

of...?

Gender (male or female)

QC12.7 Sind Sie der Ansicht, dass Vielfalt aufgrund von ... in den Medien ausreichend widergespiegelt wird?

Geschlecht (männlich oder weiblich)

%		Oui, tout à fait Yes, definitely Ja, sicher		Oui, plutôt Yes, to some extent Ja, bis zu einem gewissen Grad		Non, pas vraiment No, not really Nein, nicht wirklich		Non, pas du tout No, definitely not Nein, sicher nicht	
		EB	Diff. EB	EB	Diff. EB	EB	Diff. EB	EB	Diff. EB
		83.4	71.2	83.4	71.2	83.4	71.2	83.4	71.2
	EU 28	30	<i>10</i>	43	<i>-3</i>	16	<i>-6</i>	4	<i>0</i>
	BE	24	<i>-2</i>	54	<i>10</i>	17	<i>-4</i>	2	<i>-3</i>
	BG	26	<i>5</i>	25	<i>-11</i>	23	<i>-2</i>	14	<i>7</i>
	CZ	30	<i>9</i>	37	<i>-5</i>	18	<i>-6</i>	9	<i>3</i>
	DK	31	<i>6</i>	43	<i>-8</i>	14	<i>-3</i>	4	<i>1</i>
	DE	49	<i>22</i>	32	<i>-11</i>	11	<i>-7</i>	3	<i>-3</i>
	EE	19	<i>3</i>	42	<i>-2</i>	16	<i>-7</i>	6	<i>2</i>
	IE	26	<i>9</i>	43	<i>1</i>	17	<i>-2</i>	4	<i>1</i>
	EL	18	<i>6</i>	38	<i>5</i>	24	<i>-18</i>	18	<i>5</i>
	ES	38	<i>3</i>	35	<i>-8</i>	15	<i>0</i>	3	<i>1</i>
	FR	27	<i>6</i>	49	<i>-6</i>	14	<i>-1</i>	3	<i>0</i>
	HR	14	<i>-1</i>	39	<i>-2</i>	30	<i>-1</i>	8	<i>3</i>
	IT	16	<i>8</i>	58	<i>9</i>	18	<i>-14</i>	4	<i>-1</i>
	CY	20	<i>9</i>	37	<i>0</i>	24	<i>-2</i>	13	<i>1</i>
	LV	14	<i>7</i>	46	<i>0</i>	21	<i>-11</i>	4	<i>1</i>
	LT	19	<i>8</i>	42	<i>-8</i>	22	<i>0</i>	7	<i>4</i>
	LU	22	<i>0</i>	50	<i>4</i>	17	<i>-3</i>	4	<i>2</i>
	HU	21	<i>-6</i>	37	<i>-3</i>	26	<i>4</i>	10	<i>6</i>
	MT	34	<i>18</i>	41	<i>2</i>	13	<i>-6</i>	4	<i>-3</i>
	NL	40	<i>18</i>	38	<i>-12</i>	13	<i>-4</i>	4	<i>0</i>
	AT	22	<i>7</i>	49	<i>7</i>	18	<i>-13</i>	4	<i>-2</i>
	PL	16	<i>3</i>	49	<i>-2</i>	20	<i>-3</i>	5	<i>2</i>
	PT	17	<i>11</i>	43	<i>6</i>	24	<i>-8</i>	9	<i>4</i>
	RO	21	<i>7</i>	38	<i>-2</i>	25	<i>4</i>	6	<i>3</i>
	SI	16	<i>1</i>	42	<i>-3</i>	25	<i>-4</i>	7	<i>0</i>
	SK	20	<i>1</i>	43	<i>-2</i>	18	<i>-7</i>	7	<i>3</i>
	FI	26	<i>11</i>	54	<i>-8</i>	14	<i>-5</i>	2	<i>1</i>
	SE	41	<i>3</i>	35	<i>-1</i>	14	<i>-5</i>	5	<i>2</i>
	UK	32	<i>13</i>	43	<i>-5</i>	15	<i>-4</i>	3	<i>0</i>

QC12.7 Pensez-vous que la diversité est suffisamment représentée dans les médias, en ce qui concerne ... ?






























Le sexe (homme ou femme)

QC12.7 Do you think that diversity is sufficiently reflected in the media, in terms of...?

Gender (male or female)

QC12.7 Sind Sie der Ansicht, dass Vielfalt aufgrund von ... in den Medien ausreichend wiedergespiegelt wird?

Geschlecht (männlich oder weiblich)

%	NSP DK WN	Total 'Oui'		Total 'Non'		
		Total 'Yes'		Total 'No'		
		Gesamt 'Ja'		Gesamt 'Nein'		
	EB 83.4	Diff. EB 71.2	EB 83.4	Diff. EB 71.2	EB 83.4	Diff. EB 71.2
 EU 28	7	<i>-1</i>	73	<i>7</i>	20	<i>-6</i>
 BE	3	<i>-1</i>	78	<i>8</i>	19	<i>-7</i>
 BG	12	<i>1</i>	51	<i>-6</i>	37	<i>5</i>
 CZ	6	<i>-1</i>	67	<i>4</i>	27	<i>-3</i>
 DK	8	<i>4</i>	74	<i>-2</i>	18	<i>-2</i>
 DE	5	<i>-1</i>	81	<i>11</i>	14	<i>-10</i>
 EE	17	<i>4</i>	61	<i>1</i>	22	<i>-5</i>
 IE	10	<i>-9</i>	69	<i>10</i>	21	<i>-1</i>
 EL	2	<i>2</i>	56	<i>11</i>	42	<i>-13</i>
 ES	9	<i>4</i>	73	<i>-5</i>	18	<i>1</i>
 FR	7	<i>1</i>	76	<i>0</i>	17	<i>-1</i>
 HR	9	<i>1</i>	53	<i>-3</i>	38	<i>2</i>
 IT	4	<i>-2</i>	74	<i>17</i>	22	<i>-15</i>
 CY	6	<i>-8</i>	57	<i>9</i>	37	<i>-1</i>
 LV	15	<i>3</i>	60	<i>7</i>	25	<i>-10</i>
 LT	10	<i>-4</i>	61	<i>0</i>	29	<i>4</i>
 LU	7	<i>-3</i>	72	<i>4</i>	21	<i>-1</i>
 HU	6	<i>-1</i>	58	<i>-9</i>	36	<i>10</i>
 MT	8	<i>-11</i>	75	<i>20</i>	17	<i>-9</i>
 NL	5	<i>-2</i>	78	<i>6</i>	17	<i>-4</i>
 AT	7	<i>1</i>	71	<i>14</i>	22	<i>-15</i>
 PL	10	<i>0</i>	65	<i>1</i>	25	<i>-1</i>
 PT	7	<i>-13</i>	60	<i>17</i>	33	<i>-4</i>
 RO	10	<i>-12</i>	59	<i>5</i>	31	<i>7</i>
 SI	10	<i>6</i>	58	<i>-2</i>	32	<i>-4</i>
 SK	12	<i>5</i>	63	<i>-1</i>	25	<i>-4</i>
 FI	4	<i>1</i>	80	<i>3</i>	16	<i>-4</i>
 SE	5	<i>1</i>	76	<i>2</i>	19	<i>-3</i>
 UK	7	<i>-4</i>	75	<i>8</i>	18	<i>-4</i>

QC12.8 Pensez-vous que la diversité est suffisamment représentée dans les médias, en ce qui concerne ... ?






























L'identité sexuelle (être transgenre ou transsexuel)

of...?

Gender identity (being transgender or transsexual)

QC12.8 Sind Sie der Ansicht, dass Vielfalt aufgrund von ... in den Medien ausreichend widergespiegelt wird?

Geschlechtsidentität (weil jemand Transgender oder transsexuell ist)

		Oui, tout à fait Yes, definitely Ja, sicher	Oui, plutôt Yes, to some extent Ja, bis zu einem gewissen Grad	Non, pas vraiment No, not really Nein, nicht wirklich	Non, pas du tout No, definitely not Nein, sicher nicht
%		EB 83.4	EB 83.4	EB 83.4	EB 83.4
 EU 28		11	30	32	12
 BE		8	33	40	10
 BG		16	19	22	21
 CZ		8	27	29	19
 DK		9	27	35	13
 DE		13	29	34	11
 EE		12	32	24	9
 IE		16	38	25	7
 EL		14	36	30	14
 ES		6	21	36	18
 FR		6	17	31	17
 HR		9	29	34	13
 IT		9	34	38	11
 CY		13	34	26	15
 LV		9	29	29	12
 LT		17	34	25	9
 LU		6	22	35	17
 HU		9	32	31	15
 MT		22	41	21	4
 NL		10	27	37	15
 AT		20	40	23	7
 PL		13	42	26	6
 PT		5	34	32	17
 RO		12	25	27	12
 SI		17	41	22	9
 SK		7	33	28	11
 FI		16	41	29	5
 SE		11	28	30	15
 UK		18	38	26	6

QC12.8 Pensez-vous que la diversité est suffisamment représentée dans les médias, en ce qui concerne ... ?






























L'identité sexuelle (être transgenre ou transsexuel)

QC12.8 Do you think that diversity is sufficiently reflected in the media, in terms of...?

Gender identity (being transgender or transsexual)

QC12.8 Sind Sie der Ansicht, dass Vielfalt aufgrund von ... in den Medien ausreichend wiedergespiegelt wird?

Geschlechtsidentität (weil jemand Transgender oder transsexuell ist)

		NSP	Total 'Oui'	Total 'Non'
		DK	Total 'Yes'	Total 'No'
		WN	Gesamt 'Ja'	Gesamt 'Nein'
%		EB	EB	EB
		83.4	83.4	83.4
 EU 28		15	41	44
 BE		9	41	50
 BG		22	35	43
 CZ		17	35	48
 DK		16	36	48
 DE		13	42	45
 EE		23	44	33
 IE		14	54	32
 EL		6	50	44
 ES		19	27	54
 FR		29	23	48
 HR		15	38	47
 IT		8	43	49
 CY		12	47	41
 LV		21	38	41
 LT		15	51	34
 LU		20	28	52
 HU		13	41	46
 MT		12	63	25
 NL		11	37	52
 AT		10	60	30
 PL		13	55	32
 PT		12	39	49
 RO		24	37	39
 SI		11	58	31
 SK		21	40	39
 FI		9	57	34
 SE		16	39	45
 UK		12	56	32

QC13.1 Que vous travailliez ou non, pouvez-vous me dire si vous vous sentiriez à l'aise ou non avec le fait que l'un de vos collègues appartienne à chacun des groupes suivants, en utilisant une échelle allant de 1 à 10. '1' signifie que vous vous sentiriez "très mal à l'aise" et '10' que vous vous sentiriez "tout à fait à l'aise".






























Une personne rom

QC13.1 Regardless of whether you are actually working or not, please tell me, using a scale from 1 to 10, how comfortable you would feel if one of your colleagues at work belonged to each of the following groups? '1' means that you would feel, "not at all comfortable" and '10' that you would feel "totally comfortable".

A Roma person

QC13.1 Unabhängig davon, ob Sie tatsächlich arbeiten oder nicht: Bitte sagen Sie mir anhand einer Skala von 1 bis 10, wie wohl Sie sich jeweils fühlen würden, wenn Sie eine der folgenden Personen als Arbeitskollegen hätten. '1' bedeutet, dass Sie sich damit "überhaupt nicht wohl fühlen würden", und '10' bedeutet, dass Sie sich damit "vollkommen wohl fühlen würden".

Einen Roma

		1 Très mal à l'aise	2	3	4
		1 Not at all comfortable	2	3	4
		1 Würde mich überhaupt nicht wohl fühlen	2	3	4
%		EB 83.4	EB 83.4	EB 83.4	EB 83.4
	EU 28	9	3	4	3
	BE	6	2	6	7
	BG	19	6	6	5
	CZ	28	8	9	7
	DK	7	2	4	3
	D-W	5	2	5	5
	DE	6	2	5	5
	D-E	9	3	4	5
	EE	21	4	5	3
	IE	5	2	2	3
	EL	18	5	5	6
	ES	2	1	2	2
	FR	6	3	3	2
	HR	7	5	4	5
	IT	23	7	8	5
	CY	14	3	3	2
	LV	12	3	2	4
	LT	21	5	3	4
	LU	4	1	2	1
	HU	10	3	3	4
	MT	11	2	3	5
	NL	1	1	2	3
	AT	10	2	6	5
	PL	9	2	3	3
	PT	7	4	3	5
	RO	14	3	4	3
	SI	12	2	2	2
	SK	14	7	8	7
	FI	6	4	4	4
	SE	3	0	2	2
	UK	4	1	2	1

QC13.1 Que vous travaillez ou non, pouvez-vous me dire si vous vous sentiriez à l'aise ou non avec le fait que l'un de vos collègues appartienne à chacun des groupes suivants, en utilisant une échelle allant de 1 à 10. '1' signifie que vous vous sentiriez "très mal à l'aise" et '10' que vous vous sentiriez "tout à fait à l'aise".






























Une personne rom

QC13.1 Regardless of whether you are actually working or not, please tell me, using a scale from 1 to 10, how comfortable you would feel if one of your colleagues at work belonged to each of the following groups? '1' means that you would feel, "not at all comfortable" and '10' that you would feel "totally comfortable".

A Roma person

QC13.1 Unabhängig davon, ob Sie tatsächlich arbeiten oder nicht: Bitte sagen Sie mir anhand einer Skala von 1 bis 10, wie wohl Sie sich jeweils fühlen würden, wenn Sie eine der folgenden Personen als Arbeitskollegen hätten. '1' bedeutet, dass Sie sich damit "überhaupt nicht wohl fühlen würden", und '10' bedeutet, dass Sie sich damit "vollkommen wohl fühlen würden".

Einen Roma

		5	6	7	8
		5	6	7	8
		5	6	7	8
%		EB 83.4	EB 83.4	EB 83.4	EB 83.4
 EU 28		7	5	6	6
 BE		11	8	12	12
 BG		6	7	5	4
 CZ		13	5	4	3
 DK		3	3	3	3
D-W		9	4	5	6
 DE		9	5	5	5
D-E		6	5	6	5
 EE		8	3	4	3
 IE		7	3	4	5
 EL		8	6	6	7
 ES		5	5	7	5
 FR		8	4	5	7
 HR		8	6	5	5
 IT		7	4	6	8
 CY		6	2	3	6
 LV		7	3	5	5
 LT		11	5	5	4
 LU		4	1	3	4
 HU		9	6	5	7
 MT		8	5	3	5
 NL		6	7	11	12
 AT		7	4	6	5
 PL		8	7	6	6
 PT		6	4	4	4
 RO		6	6	5	4
 SI		8	4	6	6
 SK		14	7	6	7
 FI		9	4	5	6
 SE		3	2	3	5
 UK		6	4	5	4

QC13.1 Que vous travaillez ou non, pouvez-vous me dire si vous vous sentiriez à l'aise ou non avec le fait que l'un de vos collègues appartienne à chacun des groupes suivants, en utilisant une échelle allant de 1 à 10. '1' signifie que vous vous sentiriez "très mal à l'aise" et '10' que vous vous sentiriez "tout à fait à l'aise".
































Une personne rom

QC13.1 Regardless of whether you are actually working or not, please tell me, using a scale from 1 to 10, how comfortable you would feel if one of your colleagues at work belonged to each of the following groups? '1' means that you would feel, "not at all comfortable" and '10' that you would feel "totally comfortable".

A Roma person

QC13.1 Unabhängig davon, ob Sie tatsächlich arbeiten oder nicht: Bitte sagen Sie mir anhand einer Skala von 1 bis 10, wie wohl Sie sich jeweils fühlen würden, wenn Sie eine der folgenden Personen als Arbeitskollegen hätten. '1' bedeutet, dass Sie sich damit "überhaupt nicht wohl fühlen würden", und '10' bedeutet, dass Sie sich damit "vollkommen wohl fühlen würden".

Einen Roma

		9	10 Tout à fait à l'aise	Indifférent (SPONTANE)	Ça dépend (SPONTANE)	NSP
		9	10 Totally comfortable	Indifferent (SPONTANEOUS)	It depends (SPONTANEOUS)	DK
		9	10 Würde mich vollkommen wohl fühlen	Ist mir egal (SPONTAN)	Das kommt darauf an (SPONTAN)	WN
%		EB 83.4	EB 83.4	EB 83.4	EB 83.4	EB 83.4
 EU 28		5	38	9	4	2
 BE		5	28	1	2	1
 BG		4	21	9	6	3
 CZ		3	8	11	1	1
 DK		3	49	12	4	3
 D-W		3	25	20	8	2
 DE		3	24	21	9	2
 D-E		3	19	23	10	2
 EE		2	21	18	5	2
 IE		5	59	4	0	0
 EL		7	25	4	2	0
 ES		4	54	11	1	1
 FR		6	51	3	2	1
 HR		7	39	4	5	1
 IT		5	11	7	7	1
 CY		4	47	3	2	3
 LV		3	36	17	1	1
 LT		3	28	9	1	0
 LU		3	48	19	7	2
 HU		7	33	9	4	1
 MT		4	38	6	6	5
 NL		7	44	3	1	1
 AT		5	22	21	5	3
 PL		4	45	6	1	1
 PT		8	31	18	3	1
 RO		5	32	14	2	2
 SI		5	36	14	4	1
 SK		4	6	18	2	1
 FI		5	22	25	2	2
 SE		4	73	1	1	1
 UK		5	65	1	1	2

QC13.1 Que vous travailliez ou non, pouvez-vous me dire si vous vous sentiriez à l'aise ou non avec le fait que l'un de vos collègues appartienne à chacun des groupes suivants, en utilisant une échelle allant de 1 à 10. '1' signifie que vous vous sentiriez "très mal à l'aise" et '10' que vous vous sentiriez "tout à fait à l'aise".






























Une personne rom

QC13.1 Regardless of whether you are actually working or not, please tell me, using a scale from 1 to 10, how comfortable you would feel if one of your colleagues at work belonged to each of the following groups? '1' means that you would feel, "not at all comfortable" and '10' that you would feel "totally comfortable".

A Roma person

QC13.1 Unabhängig davon, ob Sie tatsächlich arbeiten oder nicht: Bitte sagen Sie mir anhand einer Skala von 1 bis 10, wie wohl Sie sich jeweils fühlen würden, wenn Sie eine der folgenden Personen als Arbeitskollegen hätten. '1' bedeutet, dass Sie sich damit "überhaupt nicht wohl fühlen würden", und '10' bedeutet, dass Sie sich damit "vollkommen wohl fühlen würden".

Einen Roma

		Total 'Mal à l'aise (1-4)' Total 'Uncomfortable (1-4)' Gesamt 'Unwohl' (1-4)	Total 'Moyennement à l'aise (5-6)' Total 'Moderately comfortable (5-6)' Gesamt 'Ziemlich wohl' (5-6)	Total 'A l'aise (7-10)' Total 'Comfortable (7-10)' Gesamt 'Wohl' (7-10)
%		EB 83.4	EB 83.4	EB 83.4
 EU 28		20	12	54
 BE		21	19	56
 BG		35	13	34
 CZ		52	18	18
 DK		16	6	58
 DE		19	13	37
 EE		34	11	30
 IE		12	10	73
 EL		34	14	46
 ES		7	9	70
 FR		13	12	68
 HR		20	14	56
 IT		43	11	30
 CY		23	8	60
 LV		21	11	49
 LT		34	16	40
 LU		7	6	59
 HU		20	15	52
 MT		20	13	50
 NL		7	13	74
 AT		23	11	38
 PL		17	14	61
 PT		19	11	48
 RO		23	11	47
 SI		18	11	52
 SK		36	21	23
 FI		18	14	39
 SE		7	5	86
 UK		7	10	78

QC13.2 Que vous travailliez ou non, pouvez-vous me dire si vous vous sentiriez à l'aise ou non avec le fait que l'un de vos collègues appartienne à chacun des groupes suivants, en utilisant une échelle allant de 1 à 10. '1' signifie que vous vous sentiriez "très mal à l'aise" et '10' que vous vous sentiriez "tout à fait à l'aise".






























Une personne noire

QC13.2 Regardless of whether you are actually working or not, please tell me, using a scale from 1 to 10, how comfortable you would feel if one of your colleagues at work belonged to each of the following groups? '1' means that you would feel, "not at all comfortable" and '10' that you would feel "totally comfortable".

A black person

QC13.2 Unabhängig davon, ob Sie tatsächlich arbeiten oder nicht: Bitte sagen Sie mir anhand einer Skala von 1 bis 10, wie wohl Sie sich jeweils fühlen würden, wenn Sie eine der folgenden Personen als Arbeitskollegen hätten. '1' bedeutet, dass Sie sich damit "überhaupt nicht wohl fühlen würden", und '10' bedeutet, dass Sie sich damit "vollkommen wohl fühlen würden".

Einen Schwarzen

		1 Très mal à l'aise	2	3	4
		1 Not at all comfortable	2	3	4
		1 Würde mich überhaupt nicht wohl fühlen	2	3	4
%		EB 83.4	EB 83.4	EB 83.4	EB 83.4
	EU 28	3	1	1	1
	BE	1	0	1	1
	BG	12	3	2	3
	CZ	10	3	5	4
	DK	1	0	0	0
	DE	2	1	1	2
	EE	11	2	3	3
	IE	1	0	0	0
	EL	5	2	2	3
	ES	1	0	0	1
	FR	2	1	0	0
	HR	4	3	2	3
	IT	2	2	1	1
	CY	6	1	3	2
	LV	7	2	2	2
	LT	11	2	2	3
	LU	1	0	0	0
	HU	6	3	3	4
	MT	5	1	1	2
	NL	0	0	0	0
	AT	6	2	3	3
	PL	5	1	1	1
	PT	2	0	2	2
	RO	8	1	3	3
	SI	6	1	1	1
	SK	9	4	6	5
	FI	2	2	3	2
	SE	1	0	0	0
	UK	0	0	0	1

QC13.2 Que vous travaillez ou non, pouvez-vous me dire si vous vous sentiriez à l'aise ou non avec le fait que l'un de vos collègues appartienne à chacun des groupes suivants, en utilisant une échelle allant de 1 à 10. '1' signifie que vous vous sentiriez "très mal à l'aise" et '10' que vous vous sentiriez "tout à fait à l'aise".






























Une personne noire

QC13.2 Regardless of whether you are actually working or not, please tell me, using a scale from 1 to 10, how comfortable you would feel if one of your colleagues at work belonged to each of the following groups? '1' means that you would feel, "not at all comfortable" and '10' that you would feel "totally comfortable".

A black person

QC13.2 Unabhängig davon, ob Sie tatsächlich arbeiten oder nicht: Bitte sagen Sie mir anhand einer Skala von 1 bis 10, wie wohl Sie sich jeweils fühlen würden, wenn Sie eine der folgenden Personen als Arbeitskollegen hätten. '1' bedeutet, dass Sie sich damit "überhaupt nicht wohl fühlen würden", und '10' bedeutet, dass Sie sich damit "vollkommen wohl fühlen würden".

Einen Schwarzen

		5	6	7	8
		5	6	7	8
		5	6	7	8
%		EB 83.4	EB 83.4	EB 83.4	EB 83.4
 EU 28		4	4	5	7
 BE		4	4	10	15
 BG		9	6	6	6
 CZ		15	8	7	7
 DK		1	0	1	2
 DE		6	4	4	6
 EE		6	4	3	6
 IE		3	2	3	5
 EL		5	5	8	11
 ES		3	4	7	5
 FR		1	1	2	5
 HR		7	5	6	6
 IT		5	5	8	13
 CY		6	2	3	5
 LV		7	3	4	5
 LT		9	4	3	5
 LU		2	0	1	3
 HU		8	7	6	7
 MT		7	4	5	5
 NL		2	1	6	11
 AT		5	6	8	6
 PL		5	5	5	5
 PT		5	4	6	5
 RO		6	4	4	5
 SI		7	3	3	6
 SK		16	10	6	7
 FI		7	4	5	6
 SE		1	0	1	3
 UK		2	1	2	3

QC13.2 Que vous travaillez ou non, pouvez-vous me dire si vous vous sentiriez à l'aise ou non avec le fait que l'un de vos collègues appartienne à chacun des groupes suivants, en utilisant une échelle allant de 1 à 10. '1' signifie que vous vous sentiriez "très mal à l'aise" et '10' que vous vous sentiriez "tout à fait à l'aise".






























Une personne noire

QC13.2 Regardless of whether you are actually working or not, please tell me, using a scale from 1 to 10, how comfortable you would feel if one of your colleagues at work belonged to each of the following groups? '1' means that you would feel, "not at all comfortable" and '10' that you would feel "totally comfortable".

A black person

QC13.2 Unabhängig davon, ob Sie tatsächlich arbeiten oder nicht: Bitte sagen Sie mir anhand einer Skala von 1 bis 10, wie wohl Sie sich jeweils fühlen würden, wenn Sie eine der folgenden Personen als Arbeitskollegen hätten. '1' bedeutet, dass Sie sich damit "überhaupt nicht wohl fühlen würden", und '10' bedeutet, dass Sie sich damit "vollkommen wohl fühlen würden".

Einen Schwarzen

		9	10 Tout à fait à l'aise	Indifférent (SPONTANE)	Ça dépend (SPONTANE)	NSP
		9	10 Totally comfortable	Indifferent (SPONTANEOUS)	It depends (SPONTANEOUS)	DK
		9	10 Würde mich vollkommen wohl fühlen	Ist mir egal (SPONTAN)	Das kommt darauf an (SPONTAN)	WN
%		EB 83.4	EB 83.4	EB 83.4	EB 83.4	EB 83.4
 EU 28		7	54	11	2	1
 BE		9	50	3	1	0
 BG		4	30	13	4	3
 CZ		7	17	15	1	0
 DK		3	72	18	1	0
 DE		6	39	25	5	1
 EE		3	31	22	4	2
 IE		5	76	4	0	0
 EL		12	40	5	1	0
 ES		5	61	12	1	0
 FR		6	77	3	1	0
 HR		8	48	4	4	1
 IT		13	33	14	2	1
 CY		5	63	4	1	1
 LV		4	43	19	1	2
 LT		4	43	11	1	0
 LU		3	64	24	1	1
 HU		7	36	9	3	1
 MT		10	48	6	5	1
 NL		7	69	3	0	0
 AT		5	27	23	4	2
 PL		4	60	6	1	1
 PT		8	44	21	1	1
 RO		4	41	16	2	2
 SI		6	48	15	3	1
 SK		4	10	21	2	1
 FI		6	31	29	1	2
 SE		3	88	2	0	0
 UK		5	83	1	0	1

QC13.2 Que vous travailliez ou non, pouvez-vous me dire si vous vous sentiriez à l'aise ou non avec le fait que l'un de vos collègues appartienne à chacun des groupes suivants, en utilisant une échelle allant de 1 à 10. '1' signifie que vous vous sentiriez "très mal à l'aise" et '10' que vous vous sentiriez "tout à fait à l'aise".






























Une personne noire

QC13.2 Regardless of whether you are actually working or not, please tell me, using a scale from 1 to 10, how comfortable you would feel if one of your colleagues at work belonged to each of the following groups? '1' means that you would feel, "not at all comfortable" and '10' that you would feel "totally comfortable".

A black person

QC13.2 Unabhängig davon, ob Sie tatsächlich arbeiten oder nicht: Bitte sagen Sie mir anhand einer Skala von 1 bis 10, wie wohl Sie sich jeweils fühlen würden, wenn Sie eine der folgenden Personen als Arbeitskollegen hätten. '1' bedeutet, dass Sie sich damit "überhaupt nicht wohl fühlen würden", und '10' bedeutet, dass Sie sich damit "vollkommen wohl fühlen würden".

Einen Schwarzen

		Total 'Mal à l'aise (1-4)'	Total 'Moyennement à l'aise (5-6)'	Total 'A l'aise (7-10)'
		Total 'Uncomfortable (1-4)'	Total 'Moderately comfortable (5-6)'	Total 'Comfortable (7-10)'
		Gesamt 'Unwohl' (1-4)	Gesamt 'Ziemlich wohl' (5-6)	Gesamt 'Wohl' (7-10)
%		EB 83.4	EB 83.4	EB 83.4
 EU 28		6	8	72
 BE		4	9	83
 BG		20	15	45
 CZ		23	23	38
 DK		2	1	78
 DE		5	9	56
 EE		19	10	43
 IE		2	5	89
 EL		12	10	71
 ES		2	6	78
 FR		3	3	91
 HR		11	12	67
 IT		6	11	67
 CY		11	8	75
 LV		12	9	56
 LT		18	14	56
 LU		2	2	70
 HU		16	15	56
 MT		8	12	69
 NL		1	3	92
 AT		15	11	46
 PL		8	10	73
 PT		6	9	63
 RO		15	11	54
 SI		8	10	63
 SK		23	26	27
 FI		8	11	48
 SE		1	2	95
 UK		1	3	94

QC13.3 Que vous travailliez ou non, pouvez-vous me dire si vous vous sentiriez à l'aise ou non avec le fait que l'un de vos collègues appartienne à chacun des groupes suivants, en utilisant une échelle allant de 1 à 10. '1' signifie que vous vous sentiriez "très mal à l'aise" et '10' que vous vous sentiriez "tout à fait à l'aise".






























Une personne asiatique

QC13.3 Regardless of whether you are actually working or not, please tell me, using a scale from 1 to 10, how comfortable you would feel if one of your colleagues at work belonged to each of the following groups? '1' means that you would feel, "not at all comfortable" and '10' that you would feel "totally comfortable".

An Asian person

QC13.3 Unabhängig davon, ob Sie tatsächlich arbeiten oder nicht: Bitte sagen Sie mir anhand einer Skala von 1 bis 10, wie wohl Sie sich jeweils fühlen würden, wenn Sie eine der folgenden Personen als Arbeitskollegen hätten. '1' bedeutet, dass Sie sich damit "überhaupt nicht wohl fühlen würden", und '10' bedeutet, dass Sie sich damit "vollkommen wohl fühlen würden".

Einen Asiaten

		1 Très mal à l'aise	2	3	4
		1 Not at all comfortable	2	3	4
		1 Würde mich überhaupt nicht wohl fühlen	2	3	4
%		EB 83.4	EB 83.4	EB 83.4	EB 83.4
	EU 28	2	1	1	2
	BE	1	0	1	1
	BG	5	2	2	3
	CZ	10	5	6	5
	DK	1	0	0	1
	DE	1	1	1	1
	EE	7	1	3	3
	IE	1	0	1	0
	EL	5	2	3	4
	ES	1	0	1	1
	FR	1	0	0	0
	HR	4	4	2	3
	IT	2	1	2	2
	CY	6	3	2	1
	LV	7	1	2	2
	LT	10	3	3	3
	LU	1	0	0	0
	HU	6	2	3	4
	MT	3	1	2	1
	NL	0	0	0	0
	AT	2	1	1	2
	PL	5	1	1	3
	PT	2	1	2	4
	RO	9	2	1	2
	SI	7	0	0	1
	SK	8	4	5	7
	FI	2	2	2	2
	SE	1	0	0	0
	UK	1	0	0	1

QC13.3 Que vous travaillez ou non, pouvez-vous me dire si vous vous sentiriez à l'aise ou non avec le fait que l'un de vos collègues appartienne à chacun des groupes suivants, en utilisant une échelle allant de 1 à 10. '1' signifie que vous vous sentiriez "très mal à l'aise" et '10' que vous vous sentiriez "tout à fait à l'aise".






























Une personne asiatique

QC13.3 Regardless of whether you are actually working or not, please tell me, using a scale from 1 to 10, how comfortable you would feel if one of your colleagues at work belonged to each of the following groups? '1' means that you would feel, "not at all comfortable" and '10' that you would feel "totally comfortable".

An Asian person

QC13.3 Unabhängig davon, ob Sie tatsächlich arbeiten oder nicht: Bitte sagen Sie mir anhand einer Skala von 1 bis 10, wie wohl Sie sich jeweils fühlen würden, wenn Sie eine der folgenden Personen als Arbeitskollegen hätten. '1' bedeutet, dass Sie sich damit "überhaupt nicht wohl fühlen würden", und '10' bedeutet, dass Sie sich damit "vollkommen wohl fühlen würden".

Einen Asiaten

		5	6	7	8
		5	6	7	8
		5	6	7	8
%		EB 83.4	EB 83.4	EB 83.4	EB 83.4
 EU 28		5	4	5	7
 BE		4	4	9	15
 BG		6	6	6	8
 CZ		16	6	8	7
 DK		1	1	1	2
 DE		6	4	5	6
 EE		6	3	3	5
 IE		3	3	3	4
 EL		7	5	6	11
 ES		3	4	6	6
 FR		1	1	4	5
 HR		7	3	5	6
 IT		5	7	9	12
 CY		5	2	3	5
 LV		7	3	4	4
 LT		9	3	5	5
 LU		2	1	1	2
 HU		10	6	7	8
 MT		5	5	4	6
 NL		2	2	6	10
 AT		3	5	7	9
 PL		5	5	6	4
 PT		5	3	4	5
 RO		5	5	4	5
 SI		7	4	4	6
 SK		17	8	6	7
 FI		7	4	4	4
 SE		1	0	2	2
 UK		3	1	3	3

QC13.3 Que vous travaillez ou non, pouvez-vous me dire si vous vous sentiriez à l'aise ou non avec le fait que l'un de vos collègues appartienne à chacun des groupes suivants, en utilisant une échelle allant de 1 à 10. '1' signifie que vous vous sentiriez "très mal à l'aise" et '10' que vous vous sentiriez "tout à fait à l'aise".






























Une personne asiatique

QC13.3 Regardless of whether you are actually working or not, please tell me, using a scale from 1 to 10, how comfortable you would feel if one of your colleagues at work belonged to each of the following groups? '1' means that you would feel, "not at all comfortable" and '10' that you would feel "totally comfortable".

An Asian person

QC13.3 Unabhängig davon, ob Sie tatsächlich arbeiten oder nicht: Bitte sagen Sie mir anhand einer Skala von 1 bis 10, wie wohl Sie sich jeweils fühlen würden, wenn Sie eine der folgenden Personen als Arbeitskollegen hätten. '1' bedeutet, dass Sie sich damit "überhaupt nicht wohl fühlen würden", und '10' bedeutet, dass Sie sich damit "vollkommen wohl fühlen würden".

Einen Asiaten

		9	10 Tout à fait à l'aise	Indifférent (SPONTANE)	Ça dépend (SPONTANE)	NSP
		9	10 Totally comfortable	Indifferent (SPONTANEOUS)	It depends (SPONTANEOUS)	DK
		9	10 Würde mich vollkommen wohl fühlen	Ist mir egal (SPONTAN)	Das kommt darauf an (SPONTAN)	WN
%		EB 83.4	EB 83.4	EB 83.4	EB 83.4	EB 83.4
 EU 28		6	53	12	2	1
 BE		10	50	3	1	1
 BG		5	34	14	4	5
 CZ		4	16	16	0	1
 DK		2	71	17	1	1
 DE		6	38	26	4	1
 EE		2	35	25	4	2
 IE		4	76	4	0	0
 EL		12	38	7	1	0
 ES		5	59	12	1	0
 FR		6	77	3	1	0
 HR		8	47	5	4	1
 IT		10	31	14	3	1
 CY		6	61	3	1	1
 LV		3	43	21	1	2
 LT		3	43	12	1	0
 LU		2	64	24	2	1
 HU		6	35	9	3	1
 MT		8	53	6	5	2
 NL		8	68	3	0	0
 AT		7	32	25	2	2
 PL		4	58	6	1	1
 PT		8	43	22	1	1
 RO		4	40	17	3	2
 SI		7	47	14	3	1
 SK		4	9	23	1	1
 FI		7	32	29	1	2
 SE		3	88	2	0	0
 UK		4	80	1	0	1

QC13.3 Que vous travaillez ou non, pouvez-vous me dire si vous vous sentiriez à l'aise ou non avec le fait que l'un de vos collègues appartienne à chacun des groupes suivants, en utilisant une échelle allant de 1 à 10. '1' signifie que vous vous sentiriez "très mal à l'aise" et '10' que vous vous sentiriez "tout à fait à l'aise".






























Une personne asiatique

QC13.3 Regardless of whether you are actually working or not, please tell me, using a scale from 1 to 10, how comfortable you would feel if one of your colleagues at work belonged to each of the following groups? '1' means that you would feel, "not at all comfortable" and '10' that you would feel "totally comfortable".

An Asian person

QC13.3 Unabhängig davon, ob Sie tatsächlich arbeiten oder nicht: Bitte sagen Sie mir anhand einer Skala von 1 bis 10, wie wohl Sie sich jeweils fühlen würden, wenn Sie eine der folgenden Personen als Arbeitskollegen hätten. '1' bedeutet, dass Sie sich damit "überhaupt nicht wohl fühlen würden", und '10' bedeutet, dass Sie sich damit "vollkommen wohl fühlen würden".

Einen Asiaten

		Total 'Mal à l'aise (1-4)'	Total 'Moyennement à l'aise (5-6)'	Total 'A l'aise (7-10)'
		Total 'Uncomfortable (1-4)'	Total 'Moderately comfortable (5-6)'	Total 'Comfortable (7-10)'
		Gesamt 'Unwohl' (1-4)	Gesamt 'Ziemlich wohl' (5-6)	Gesamt 'Wohl' (7-10)
%		EB 83.4	EB 83.4	EB 83.4
 EU 28		6	8	71
 BE		3	9	84
 BG		12	12	53
 CZ		27	22	35
 DK		3	1	77
 DE		5	10	55
 EE		14	9	45
 IE		3	6	87
 EL		13	12	67
 ES		3	7	77
 FR		2	2	92
 HR		14	11	66
 IT		8	12	62
 CY		12	8	75
 LV		12	10	54
 LT		18	13	56
 LU		1	3	68
 HU		15	16	57
 MT		7	10	70
 NL		1	3	92
 AT		7	8	55
 PL		10	10	72
 PT		8	8	59
 RO		15	11	53
 SI		9	10	63
 SK		23	25	26
 FI		9	11	47
 SE		1	1	95
 UK		3	5	90

QC13.4 Que vous travaillez ou non, pouvez-vous me dire si vous vous sentiriez à l'aise ou non avec le fait que l'un de vos collègues appartienne à chacun des groupes suivants, en utilisant une échelle allant de 1 à 10. '1' signifie que vous vous sentiriez "très mal à l'aise" et '10' que vous vous sentiriez "tout à fait à l'aise".





























Une personne blanche

QC13.4 Regardless of whether you are actually working or not, please tell me, using a scale from 1 to 10, how comfortable you would feel if one of your colleagues at work belonged to each of the following groups? '1' means that you would feel, "not at all comfortable" and '10' that you would feel "totally comfortable".

A white person

QC13.4 Unabhängig davon, ob Sie tatsächlich arbeiten oder nicht: Bitte sagen Sie mir anhand einer Skala von 1 bis 10, wie wohl Sie sich jeweils fühlen würden, wenn Sie eine der folgenden Personen als Arbeitskollegen hätten. '1' bedeutet, dass Sie sich damit "überhaupt nicht wohl fühlen würden", und '10' bedeutet, dass Sie sich damit "vollkommen wohl fühlen würden".

Einen Weißen

		1 Très mal à l'aise	2	3	4
		1 Not at all comfortable	2	3	4
		1 Würde mich überhaupt nicht wohl fühlen	2	3	4
%		EB 83.4	EB 83.4	EB 83.4	EB 83.4
	BE	0	0	0	0
	BG	0	0	0	0
	CZ	1	0	0	1
	DK	0	0	0	0
	DE	0	0	0	0
	EE	1	0	0	0
	IE	0	0	0	0
	EL	0	0	0	0
	ES	0	0	0	0
	FR	0	0	0	0
	HR	1	0	1	1
	IT	0	1	1	0
	CY	0	0	1	0
	LV	0	0	0	0
	LT	1	0	0	0
	LU	1	0	0	0
	HU	1	0	0	1
	MT	0	0	0	0
	NL	0	0	0	0
	AT	0	0	0	0
	PL	1	1	1	1
	PT	1	0	0	1
	RO	1	1	1	2
	SI	1	0	0	0
	SK	1	0	0	1
	FI	0	0	1	1
	SE	1	0	0	0
	UK	0	0	0	0

QC13.4 Que vous travaillez ou non, pouvez-vous me dire si vous vous sentiriez à l'aise ou non avec le fait que l'un de vos collègues appartienne à chacun des groupes suivants, en utilisant une échelle allant de 1 à 10. '1' signifie que vous vous sentiriez "très mal à l'aise" et '10' que vous vous sentiriez "tout à fait à l'aise".





























Une personne blanche

QC13.4 Regardless of whether you are actually working or not, please tell me, using a scale from 1 to 10, how comfortable you would feel if one of your colleagues at work belonged to each of the following groups? '1' means that you would feel, "not at all comfortable" and '10' that you would feel "totally comfortable".

A white person

QC13.4 Unabhängig davon, ob Sie tatsächlich arbeiten oder nicht: Bitte sagen Sie mir anhand einer Skala von 1 bis 10, wie wohl Sie sich jeweils fühlen würden, wenn Sie eine der folgenden Personen als Arbeitskollegen hätten. '1' bedeutet, dass Sie sich damit "überhaupt nicht wohl fühlen würden", und '10' bedeutet, dass Sie sich damit "vollkommen wohl fühlen würden".

Einen Weißen

		5	6	7	8
		5	6	7	8
		5	6	7	8
%		EB 83.4	EB 83.4	EB 83.4	EB 83.4
	BE	2	2	4	12
	BG	1	1	1	3
	CZ	5	2	2	3
	DK	0	0	0	1
	DE	4	2	2	4
	EE	1	0	0	1
	IE	1	1	2	4
	EL	0	1	1	4
	ES	0	1	4	5
	FR	0	0	2	4
	HR	2	2	4	6
	IT	1	2	5	8
	CY	1	0	2	3
	LV	1	1	1	1
	LT	3	1	0	2
	LU	1	0	1	1
	HU	3	2	3	6
	MT	1	1	2	3
	NL	1	1	4	10
	AT	1	1	3	7
	PL	2	3	3	2
	PT	2	1	3	6
	RO	3	2	3	2
	SI	3	1	2	4
	SK	8	3	4	5
	FI	4	2	4	4
	SE	0	0	0	1
	UK	2	1	1	2

QC13.4 Que vous travailliez ou non, pouvez-vous me dire si vous vous sentiriez à l'aise ou non avec le fait que l'un de vos collègues appartienne à chacun des groupes suivants, en utilisant une échelle allant de 1 à 10. '1' signifie que vous vous sentiriez "très mal à l'aise" et '10' que vous vous sentiriez "tout à fait à l'aise".





























Une personne blanche

QC13.4 Regardless of whether you are actually working or not, please tell me, using a scale from 1 to 10, how comfortable you would feel if one of your colleagues at work belonged to each of the following groups? '1' means that you would feel, "not at all comfortable" and '10' that you would feel "totally comfortable".

A white person

QC13.4 Unabhängig davon, ob Sie tatsächlich arbeiten oder nicht: Bitte sagen Sie mir anhand einer Skala von 1 bis 10, wie wohl Sie sich jeweils fühlen würden, wenn Sie eine der folgenden Personen als Arbeitskollegen hätten. '1' bedeutet, dass Sie sich damit "überhaupt nicht wohl fühlen würden", und '10' bedeutet, dass Sie sich damit "vollkommen wohl fühlen würden".

Einen Weißen

		9	10 Tout à fait à l'aise	Indifférent (SPONTANE)	Ça dépend (SPONTANE)	NSP
		9	10 Totally comfortable	Indifferent (SPONTANEOUS)	It depends (SPONTANEOUS)	DK
		9	10 Würde mich vollkommen wohl fühlen	Ist mir egal (SPONTAN)	Das kommt darauf an (SPONTAN)	WN
%		EB 83.4	EB 83.4	EB 83.4	EB 83.4	EB 83.4
 BE		13	61	3	1	0
 BG		7	76	8	2	2
 CZ		6	64	16	0	0
 DK		2	78	17	0	0
 DE		6	54	24	4	0
 EE		2	67	24	1	1
 IE		4	84	3	0	0
 EL		7	81	4	1	0
 ES		6	70	12	1	0
 FR		5	84	3	1	0
 HR		7	70	3	3	0
 IT		12	56	14	1	0
 CY		4	85	3	0	1
 LV		1	76	18	0	1
 LT		4	80	8	0	0
 LU		2	68	23	2	1
 HU		7	67	8	3	1
 MT		5	77	5	5	1
 NL		7	74	3	0	0
 AT		6	54	23	3	2
 PL		3	78	5	0	1
 PT		11	54	21	0	0
 RO		5	63	14	2	2
 SI		7	67	12	2	1
 SK		11	45	20	1	1
 FI		9	44	29	1	2
 SE		3	92	1	0	0
 UK		4	86	1	0	1

QC13.4 Que vous travailliez ou non, pouvez-vous me dire si vous vous sentiriez à l'aise ou non avec le fait que l'un de vos collègues appartienne à chacun des groupes suivants, en utilisant une échelle allant de 1 à 10. '1' signifie que vous vous sentiriez "très mal à l'aise" et '10' que vous vous sentiriez "tout à fait à l'aise".





























Une personne blanche

QC13.4 Regardless of whether you are actually working or not, please tell me, using a scale from 1 to 10, how comfortable you would feel if one of your colleagues at work belonged to each of the following groups? '1' means that you would feel, "not at all comfortable" and '10' that you would feel "totally comfortable".

A white person

QC13.4 Unabhängig davon, ob Sie tatsächlich arbeiten oder nicht: Bitte sagen Sie mir anhand einer Skala von 1 bis 10, wie wohl Sie sich jeweils fühlen würden, wenn Sie eine der folgenden Personen als Arbeitskollegen hätten. '1' bedeutet, dass Sie sich damit "überhaupt nicht wohl fühlen würden", und '10' bedeutet, dass Sie sich damit "vollkommen wohl fühlen würden".

Einen Weißen

		Total 'Mal à l'aise (1-4)'	Total 'Moyennement à l'aise (5-6)'	Total 'A l'aise (7-10)'
		Total 'Uncomfortable (1-4)'	Total 'Moderately comfortable (5-6)'	Total 'Comfortable (7-10)'
		Gesamt 'Unwohl' (1-4)	Gesamt 'Ziemlich wohl' (5-6)	Gesamt 'Wohl' (7-10)
%		EB 83.4	EB 83.4	EB 83.4
 BE		1	4	91
 BG		0	1	86
 CZ		1	7	75
 DK		1	0	81
 DE		1	5	65
 EE		1	2	71
 IE		1	3	94
 EL		0	1	93
 ES		0	1	86
 FR		1	1	95
 HR		3	3	87
 IT		2	3	81
 CY		1	1	93
 LV		1	2	78
 LT		1	4	87
 LU		1	1	72
 HU		2	4	82
 MT		0	2	87
 NL		0	2	94
 AT		1	2	70
 PL		3	5	86
 PT		1	3	74
 RO		4	5	73
 SI		1	4	79
 SK		2	11	66
 FI		2	6	60
 SE		1	0	97
 UK		1	3	94

QC13.5 Que vous travaillez ou non, pouvez-vous me dire si vous vous sentiriez à l'aise ou non avec le fait que l'un de vos collègues appartienne à chacun des groupes suivants, en utilisant une échelle allant de 1 à 10. '1' signifie que vous vous sentiriez "très mal à l'aise" et '10' que vous vous sentiriez "tout à fait à l'aise".






























Une personne juive

QC13.5 Regardless of whether you are actually working or not, please tell me, using a scale from 1 to 10, how comfortable you would feel if one of your colleagues at work belonged to each of the following groups? '1' means that you would feel, "not at all comfortable" and '10' that you would feel "totally comfortable".

A Jewish person

QC13.5 Unabhängig davon, ob Sie tatsächlich arbeiten oder nicht: Bitte sagen Sie mir anhand einer Skala von 1 bis 10, wie wohl Sie sich jeweils fühlen würden, wenn Sie eine der folgenden Personen als Arbeitskollegen hätten. '1' bedeutet, dass Sie sich damit "überhaupt nicht wohl fühlen würden", und '10' bedeutet, dass Sie sich damit "vollkommen wohl fühlen würden".

Einen Juden

		1 Très mal à l'aise	2	3	4
		1 Not at all comfortable	2	3	4
		1 Würde mich überhaupt nicht wohl fühlen	2	3	4
%		EB 83.4	EB 83.4	EB 83.4	EB 83.4
	EU 28	2	1	1	1
	BE	1	1	2	2
	BG	3	1	1	2
	CZ	5	1	4	4
	DK	1	0	0	0
	DE	1	1	1	2
	EE	5	1	2	1
	IE	1	0	1	1
	EL	8	3	4	4
	ES	1	0	1	1
	FR	2	0	0	0
	HR	5	4	2	2
	IT	1	2	2	2
	CY	8	2	2	1
	LV	5	1	2	1
	LT	8	1	1	3
	LU	1	0	0	0
	HU	3	1	2	2
	MT	4	2	2	2
	NL	0	0	0	0
	AT	3	1	2	2
	PL	4	1	2	2
	PT	2	1	2	3
	RO	10	3	4	3
	SI	6	1	1	1
	SK	6	2	3	4
	FI	2	3	2	2
	SE	1	0	0	0
	UK	1	0	0	1

QC13.5 Que vous travaillez ou non, pouvez-vous me dire si vous vous sentiriez à l'aise ou non avec le fait que l'un de vos collègues appartienne à chacun des groupes suivants, en utilisant une échelle allant de 1 à 10. '1' signifie que vous vous sentiriez "très mal à l'aise" et '10' que vous vous sentiriez "tout à fait à l'aise".






























Une personne juive

QC13.5 Regardless of whether you are actually working or not, please tell me, using a scale from 1 to 10, how comfortable you would feel if one of your colleagues at work belonged to each of the following groups? '1' means that you would feel, "not at all comfortable" and '10' that you would feel "totally comfortable".

A Jewish person

QC13.5 Unabhängig davon, ob Sie tatsächlich arbeiten oder nicht: Bitte sagen Sie mir anhand einer Skala von 1 bis 10, wie wohl Sie sich jeweils fühlen würden, wenn Sie eine der folgenden Personen als Arbeitskollegen hätten. '1' bedeutet, dass Sie sich damit "überhaupt nicht wohl fühlen würden", und '10' bedeutet, dass Sie sich damit "vollkommen wohl fühlen würden".

Einen Juden

		5	6	7	8
		5	6	7	8
		5	6	7	8
%		EB 83.4	EB 83.4	EB 83.4	EB 83.4
 EU 28		4	3	5	6
 BE		5	6	10	14
 BG		5	6	6	7
 CZ		13	6	6	9
 DK		1	0	1	2
 DE		5	3	4	7
 EE		6	2	2	5
 IE		3	2	3	4
 EL		7	4	6	8
 ES		2	3	6	6
 FR		2	1	3	5
 HR		6	4	5	6
 IT		3	7	7	12
 CY		7	3	3	3
 LV		5	2	3	4
 LT		8	4	4	4
 LU		2	1	0	2
 HU		7	6	6	7
 MT		6	5	5	8
 NL		2	2	7	11
 AT		4	6	6	7
 PL		6	4	4	4
 PT		5	3	3	5
 RO		5	5	4	4
 SI		8	2	4	6
 SK		17	8	5	8
 FI		7	3	4	5
 SE		2	1	0	3
 UK		3	1	2	3

QC13.5 Que vous travaillez ou non, pouvez-vous me dire si vous vous sentiriez à l'aise ou non avec le fait que l'un de vos collègues appartienne à chacun des groupes suivants, en utilisant une échelle allant de 1 à 10. '1' signifie que vous vous sentiriez "très mal à l'aise" et '10' que vous vous sentiriez "tout à fait à l'aise".






























Une personne juive

QC13.5 Regardless of whether you are actually working or not, please tell me, using a scale from 1 to 10, how comfortable you would feel if one of your colleagues at work belonged to each of the following groups? '1' means that you would feel, "not at all comfortable" and '10' that you would feel "totally comfortable".

A Jewish person

QC13.5 Unabhängig davon, ob Sie tatsächlich arbeiten oder nicht: Bitte sagen Sie mir anhand einer Skala von 1 bis 10, wie wohl Sie sich jeweils fühlen würden, wenn Sie eine der folgenden Personen als Arbeitskollegen hätten. '1' bedeutet, dass Sie sich damit "überhaupt nicht wohl fühlen würden", und '10' bedeutet, dass Sie sich damit "vollkommen wohl fühlen würden".

Einen Juden

		9	10 Tout à fait à l'aise	Indifférent (SPONTANE)	Ça dépend (SPONTANE)	NSP
		9	10 Totally comfortable	Indifferent (SPONTANEOUS)	It depends (SPONTANEOUS)	DK
		9	10 Würde mich vollkommen wohl fühlen	Ist mir egal (SPONTAN)	Das kommt darauf an (SPONTAN)	WN
%		EB 83.4	EB 83.4	EB 83.4	EB 83.4	EB 83.4
 EU 28		6	54	12	2	1
 BE		8	47	3	1	0
 BG		6	43	15	2	4
 CZ		7	25	20	0	0
 DK		2	72	18	1	1
 DE		6	40	26	4	1
 EE		4	41	26	3	2
 IE		5	76	4	0	0
 EL		10	37	8	1	0
 ES		6	58	14	1	0
 FR		6	75	3	1	1
 HR		9	49	4	4	1
 IT		11	36	15	1	1
 CY		6	59	4	0	1
 LV		3	53	21	1	1
 LT		4	50	11	0	0
 LU		3	62	24	2	1
 HU		8	44	10	2	1
 MT		6	49	5	5	2
 NL		7	67	3	1	0
 AT		6	32	25	3	2
 PL		4	60	6	1	1
 PT		9	42	22	1	1
 RO		4	36	17	2	3
 SI		7	47	14	3	1
 SK		5	13	26	1	1
 FI		8	31	30	2	2
 SE		4	86	2	1	1
 UK		5	82	1	0	1

QC13.5 Que vous travailliez ou non, pouvez-vous me dire si vous vous sentiriez à l'aise ou non avec le fait que l'un de vos collègues appartienne à chacun des groupes suivants, en utilisant une échelle allant de 1 à 10. '1' signifie que vous vous sentiriez "très mal à l'aise" et '10' que vous vous sentiriez "tout à fait à l'aise".






























Une personne juive

QC13.5 Regardless of whether you are actually working or not, please tell me, using a scale from 1 to 10, how comfortable you would feel if one of your colleagues at work belonged to each of the following groups? '1' means that you would feel, "not at all comfortable" and '10' that you would feel "totally comfortable".

A Jewish person

QC13.5 Unabhängig davon, ob Sie tatsächlich arbeiten oder nicht: Bitte sagen Sie mir anhand einer Skala von 1 bis 10, wie wohl Sie sich jeweils fühlen würden, wenn Sie eine der folgenden Personen als Arbeitskollegen hätten. '1' bedeutet, dass Sie sich damit "überhaupt nicht wohl fühlen würden", und '10' bedeutet, dass Sie sich damit "vollkommen wohl fühlen würden".

Einen Juden

		Total 'Mal à l'aise (1-4)'	Total 'Moyennement à l'aise (5-6)'	Total 'A l'aise (7-10)'
		Total 'Uncomfortable (1-4)'	Total 'Moderately comfortable (5-6)'	Total 'Comfortable (7-10)'
		Gesamt 'Unwohl' (1-4)	Gesamt 'Ziemlich wohl' (5-6)	Gesamt 'Wohl' (7-10)
%		EB 83.4	EB 83.4	EB 83.4
	EU 28	6	8	72
	BE	5	11	79
	BG	7	11	61
	CZ	14	19	46
	DK	2	1	77
	DE	5	9	56
	EE	9	8	52
	IE	3	6	87
	EL	18	11	62
	ES	3	5	76
	FR	3	3	89
	HR	14	10	68
	IT	6	10	67
	CY	14	10	71
	LV	8	7	63
	LT	13	12	63
	LU	2	3	68
	HU	9	13	65
	MT	9	11	69
	NL	1	4	91
	AT	8	10	52
	PL	9	10	73
	PT	9	8	58
	RO	20	10	48
	SI	9	10	64
	SK	15	25	31
	FI	9	10	47
	SE	1	2	93
	UK	2	4	92

QC13.6 Que vous travaillez ou non, pouvez-vous me dire si vous vous sentiriez à l'aise ou non avec le fait que l'un de vos collègues appartienne à chacun des groupes suivants, en utilisant une échelle allant de 1 à 10. '1' signifie que vous vous sentiriez "très mal à l'aise" et '10' que vous vous sentiriez "tout à fait à l'aise".






























Une personne musulmane

QC13.6 Regardless of whether you are actually working or not, please tell me, using a scale from 1 to 10, how comfortable you would feel if one of your colleagues at work belonged to each of the following groups? '1' means that you would feel, "not at all comfortable" and '10' that you would feel "totally comfortable".

A Muslim person

QC13.6 Unabhängig davon, ob Sie tatsächlich arbeiten oder nicht: Bitte sagen Sie mir anhand einer Skala von 1 bis 10, wie wohl Sie sich jeweils fühlen würden, wenn Sie eine der folgenden Personen als Arbeitskollegen hätten. '1' bedeutet, dass Sie sich damit "überhaupt nicht wohl fühlen würden", und '10' bedeutet, dass Sie sich damit "vollkommen wohl fühlen würden".

Einen Muslim

		1 Très mal à l'aise	2	3	4
		1 Not at all comfortable	2	3	4
		1 Würde mich überhaupt nicht wohl fühlen	2	3	4
%		EB 83.4	EB 83.4	EB 83.4	EB 83.4
	EU 28	6	2	3	3
	BE	3	2	3	3
	BG	8	3	3	4
	CZ	35	7	7	6
	DK	3	1	1	2
	DE	5	2	3	4
	EE	19	3	4	4
	IE	3	1	1	2
	EL	11	3	3	4
	ES	3	1	2	2
	FR	2	1	1	1
	HR	5	4	2	3
	IT	6	2	5	5
	CY	14	3	2	2
	LV	15	3	3	3
	LT	18	3	2	4
	LU	2	0	1	0
	HU	9	3	4	5
	MT	8	1	1	3
	NL	1	1	1	2
	AT	8	3	4	4
	PL	10	2	4	3
	PT	4	2	3	3
	RO	11	3	2	3
	SI	7	1	1	1
	SK	16	8	6	7
	FI	5	3	4	3
	SE	2	1	1	1
	UK	3	1	1	1

QC13.6 Que vous travaillez ou non, pouvez-vous me dire si vous vous sentiriez à l'aise ou non avec le fait que l'un de vos collègues appartienne à chacun des groupes suivants, en utilisant une échelle allant de 1 à 10. '1' signifie que vous vous sentiriez "très mal à l'aise" et '10' que vous vous sentiriez "tout à fait à l'aise".






























Une personne musulmane

QC13.6 Regardless of whether you are actually working or not, please tell me, using a scale from 1 to 10, how comfortable you would feel if one of your colleagues at work belonged to each of the following groups? '1' means that you would feel, "not at all comfortable" and '10' that you would feel "totally comfortable".

A Muslim person

QC13.6 Unabhängig davon, ob Sie tatsächlich arbeiten oder nicht: Bitte sagen Sie mir anhand einer Skala von 1 bis 10, wie wohl Sie sich jeweils fühlen würden, wenn Sie eine der folgenden Personen als Arbeitskollegen hätten. '1' bedeutet, dass Sie sich damit "überhaupt nicht wohl fühlen würden", und '10' bedeutet, dass Sie sich damit "vollkommen wohl fühlen würden".

Einen Muslim

		5	6	7	8
		5	6	7	8
		5	6	7	8
%		EB 83.4	EB 83.4	EB 83.4	EB 83.4
 EU 28		6	5	5	7
 BE		9	7	9	13
 BG		6	5	5	5
 CZ		12	4	4	4
 DK		2	1	2	4
 DE		7	6	4	7
 EE		7	4	3	3
 IE		5	4	4	5
 EL		7	4	8	9
 ES		5	5	6	5
 FR		4	1	4	6
 HR		7	4	6	5
 IT		7	9	9	10
 CY		6	3	3	5
 LV		9	4	4	4
 LT		10	5	2	5
 LU		4	2	2	3
 HU		9	7	6	7
 MT		11	7	3	7
 NL		4	4	10	11
 AT		7	5	8	7
 PL		6	6	7	5
 PT		5	4	4	4
 RO		5	5	4	4
 SI		8	4	4	5
 SK		15	6	5	5
 FI		9	5	5	6
 SE		3	2	2	6
 UK		4	2	3	5

QC13.6 Que vous travaillez ou non, pouvez-vous me dire si vous vous sentiriez à l'aise ou non avec le fait que l'un de vos collègues appartienne à chacun des groupes suivants, en utilisant une échelle allant de 1 à 10. '1' signifie que vous vous sentiriez "très mal à l'aise" et '10' que vous vous sentiriez "tout à fait à l'aise".






























Une personne musulmane

QC13.6 Regardless of whether you are actually working or not, please tell me, using a scale from 1 to 10, how comfortable you would feel if one of your colleagues at work belonged to each of the following groups? '1' means that you would feel, "not at all comfortable" and '10' that you would feel "totally comfortable".

A Muslim person

QC13.6 Unabhängig davon, ob Sie tatsächlich arbeiten oder nicht: Bitte sagen Sie mir anhand einer Skala von 1 bis 10, wie wohl Sie sich jeweils fühlen würden, wenn Sie eine der folgenden Personen als Arbeitskollegen hätten. '1' bedeutet, dass Sie sich damit "überhaupt nicht wohl fühlen würden", und '10' bedeutet, dass Sie sich damit "vollkommen wohl fühlen würden".

Einen Muslim

		9	10 Tout à fait à l'aise	Indifférent (SPONTANE)	Ça dépend (SPONTANE)	NSP
		9	10 Totally comfortable	Indifferent (SPONTANEOUS)	It depends (SPONTANEOUS)	DK
		9	10 Würde mich vollkommen wohl fühlen	Ist mir egal (SPONTAN)	Das kommt darauf an (SPONTAN)	WN
%		EB 83.4	EB 83.4	EB 83.4	EB 83.4	EB 83.4
	EU 28	6	44	10	3	1
	BE	8	38	2	3	0
	BG	5	37	12	3	3
	CZ	2	7	10	1	1
	DK	3	61	15	4	1
	DE	4	27	21	9	1
	EE	2	22	20	5	3
	IE	5	67	5	0	0
	EL	8	35	7	1	0
	ES	4	53	12	1	1
	FR	7	68	3	1	1
	HR	8	46	5	4	1
	IT	9	20	12	4	1
	CY	3	53	4	1	1
	LV	2	33	18	1	2
	LT	4	34	11	1	0
	LU	5	52	21	5	2
	HU	5	30	9	3	1
	MT	6	43	4	5	1
	NL	8	55	2	1	0
	AT	5	22	20	5	1
	PL	3	46	6	1	1
	PT	8	40	20	2	1
	RO	5	35	16	3	3
	SI	5	45	13	4	1
	SK	2	6	19	2	1
	FI	6	24	27	2	3
	SE	5	74	2	1	0
	UK	4	73	1	1	1

QC13.6 Que vous travailliez ou non, pouvez-vous me dire si vous vous sentiriez à l'aise ou non avec le fait que l'un de vos collègues appartienne à chacun des groupes suivants, en utilisant une échelle allant de 1 à 10. '1' signifie que vous vous sentiriez "très mal à l'aise" et '10' que vous vous sentiriez "tout à fait à l'aise".






























Une personne musulmane

QC13.6 Regardless of whether you are actually working or not, please tell me, using a scale from 1 to 10, how comfortable you would feel if one of your colleagues at work belonged to each of the following groups? '1' means that you would feel, "not at all comfortable" and '10' that you would feel "totally comfortable".

A Muslim person

QC13.6 Unabhängig davon, ob Sie tatsächlich arbeiten oder nicht: Bitte sagen Sie mir anhand einer Skala von 1 bis 10, wie wohl Sie sich jeweils fühlen würden, wenn Sie eine der folgenden Personen als Arbeitskollegen hätten. '1' bedeutet, dass Sie sich damit "überhaupt nicht wohl fühlen würden", und '10' bedeutet, dass Sie sich damit "vollkommen wohl fühlen würden".

Einen Muslim

		Total 'Mal à l'aise (1-4)'	Total 'Moyennement à l'aise (5-6)'	Total 'A l'aise (7-10)'
		Total 'Uncomfortable (1-4)'	Total 'Moderately comfortable (5-6)'	Total 'Comfortable (7-10)'
		Gesamt 'Unwohl' (1-4)	Gesamt 'Ziemlich wohl' (5-6)	Gesamt 'Wohl' (7-10)
%		EB 83.4	EB 83.4	EB 83.4
 EU 28		13	11	61
 BE		12	16	67
 BG		18	11	53
 CZ		55	16	17
 DK		7	4	69
 DE		13	13	43
 EE		30	11	30
 IE		7	9	80
 EL		21	11	60
 ES		7	10	69
 FR		5	5	85
 HR		14	11	65
 IT		18	16	49
 CY		21	9	65
 LV		24	13	42
 LT		28	15	46
 LU		4	7	62
 HU		22	16	48
 MT		14	18	58
 NL		5	8	83
 AT		19	12	42
 PL		19	13	60
 PT		12	9	56
 RO		20	9	49
 SI		10	11	61
 SK		38	21	18
 FI		15	14	40
 SE		5	5	87
 UK		6	6	85

QC13.7 Que vous travaillez ou non, pouvez-vous me dire si vous vous sentiriez à l'aise ou non avec le fait que l'un de vos collègues appartienne à chacun des groupes suivants, en utilisant une échelle allant de 1 à 10. '1' signifie que vous vous sentiriez "très mal à l'aise" et '10' que vous vous sentiriez "tout à fait à l'aise".






























Une personne bouddhiste

QC13.7 Regardless of whether you are actually working or not, please tell me, using a scale from 1 to 10, how comfortable you would feel if one of your colleagues at work belonged to each of the following groups? '1' means that you would feel, "not at all comfortable" and '10' that you would feel "totally comfortable".

A Buddhist person

QC13.7 Unabhängig davon, ob Sie tatsächlich arbeiten oder nicht: Bitte sagen Sie mir anhand einer Skala von 1 bis 10, wie wohl Sie sich jeweils fühlen würden, wenn Sie eine der folgenden Personen als Arbeitskollegen hätten. '1' bedeutet, dass Sie sich damit "überhaupt nicht wohl fühlen würden", und '10' bedeutet, dass Sie sich damit "vollkommen wohl fühlen würden".

Einen Buddhisten

		1 Très mal à l'aise	2	3	4
		1 Not at all comfortable	2	3	4
		1 Würde mich überhaupt nicht wohl fühlen	2	3	4
%		EB 83.4	EB 83.4	EB 83.4	EB 83.4
 EU 28		3	1	1	2
 BE		1	0	1	2
 BG		5	3	2	2
 CZ		13	4	4	4
 DK		2	0	1	0
 DE		2	1	1	2
 EE		8	2	2	2
 IE		1	0	0	1
 EL		8	2	3	4
 ES		1	0	1	0
 FR		1	1	0	1
 HR		5	4	3	3
 IT		2	1	2	2
 CY		11	3	4	2
 LV		9	1	2	2
 LT		15	1	2	3
 LU		1	0	0	0
 HU		5	2	2	3
 MT		6	2	1	1
 NL		1	0	0	1
 AT		2	0	2	2
 PL		6	1	1	4
 PT		2	1	2	3
 RO		12	2	2	4
 SI		7	1	1	1
 SK		8	4	6	6
 FI		3	2	3	3
 SE		1	0	0	0
 UK		1	0	0	1

QC13.7 Que vous travaillez ou non, pouvez-vous me dire si vous vous sentiriez à l'aise ou non avec le fait que l'un de vos collègues appartienne à chacun des groupes suivants, en utilisant une échelle allant de 1 à 10. '1' signifie que vous vous sentiriez "très mal à l'aise" et '10' que vous vous sentiriez "tout à fait à l'aise".






























Une personne bouddhiste

QC13.7 Regardless of whether you are actually working or not, please tell me, using a scale from 1 to 10, how comfortable you would feel if one of your colleagues at work belonged to each of the following groups? '1' means that you would feel, "not at all comfortable" and '10' that you would feel "totally comfortable".

A Buddhist person

QC13.7 Unabhängig davon, ob Sie tatsächlich arbeiten oder nicht: Bitte sagen Sie mir anhand einer Skala von 1 bis 10, wie wohl Sie sich jeweils fühlen würden, wenn Sie eine der folgenden Personen als Arbeitskollegen hätten. '1' bedeutet, dass Sie sich damit "überhaupt nicht wohl fühlen würden", und '10' bedeutet, dass Sie sich damit "vollkommen wohl fühlen würden".

Einen Buddhisten

		5	6	7	8
		5	6	7	8
		5	6	7	8
%		EB 83.4	EB 83.4	EB 83.4	EB 83.4
 EU 28		5	3	5	6
 BE		5	4	9	16
 BG		6	5	6	6
 CZ		15	6	6	8
 DK		1	1	1	2
 DE		6	3	6	6
 EE		7	3	3	3
 IE		3	3	3	4
 EL		7	5	5	8
 ES		3	3	6	6
 FR		2	1	3	5
 HR		6	5	4	5
 IT		5	6	9	12
 CY		4	2	4	6
 LV		6	3	3	3
 LT		10	5	4	4
 LU		2	1	1	2
 HU		10	6	7	7
 MT		7	3	5	6
 NL		2	2	8	10
 AT		4	7	7	9
 PL		4	5	5	3
 PT		4	3	3	4
 RO		5	5	4	3
 SI		7	3	4	5
 SK		14	7	6	7
 FI		7	3	4	7
 SE		2	1	1	3
 UK		3	2	2	4

QC13.7 Que vous travaillez ou non, pouvez-vous me dire si vous vous sentiriez à l'aise ou non avec le fait que l'un de vos collègues appartienne à chacun des groupes suivants, en utilisant une échelle allant de 1 à 10. '1' signifie que vous vous sentiriez "très mal à l'aise" et '10' que vous vous sentiriez "tout à fait à l'aise".






























Une personne bouddhiste

QC13.7 Regardless of whether you are actually working or not, please tell me, using a scale from 1 to 10, how comfortable you would feel if one of your colleagues at work belonged to each of the following groups? '1' means that you would feel, "not at all comfortable" and '10' that you would feel "totally comfortable".

A Buddhist person

QC13.7 Unabhängig davon, ob Sie tatsächlich arbeiten oder nicht: Bitte sagen Sie mir anhand einer Skala von 1 bis 10, wie wohl Sie sich jeweils fühlen würden, wenn Sie eine der folgenden Personen als Arbeitskollegen hätten. '1' bedeutet, dass Sie sich damit "überhaupt nicht wohl fühlen würden", und '10' bedeutet, dass Sie sich damit "vollkommen wohl fühlen würden".

Einen Buddhisten

		9	10 Tout à fait à l'aise	Indifférent (SPONTANE)	Ça dépend (SPONTANE)	NSP
		9	10 Totally comfortable	Indifferent (SPONTANEOUS)	It depends (SPONTANEOUS)	DK
		9	10 Würde mich vollkommen wohl fühlen	Ist mir egal (SPONTAN)	Das kommt darauf an (SPONTAN)	WN
%		EB 83.4	EB 83.4	EB 83.4	EB 83.4	EB 83.4
 EU 28		6	52	12	2	1
 BE		8	49	3	1	1
 BG		4	33	18	3	7
 CZ		6	17	15	1	1
 DK		2	69	18	2	2
 DE		3	37	26	5	1
 EE		3	35	24	4	4
 IE		5	74	6	0	0
 EL		9	39	8	1	0
 ES		6	59	14	1	1
 FR		6	74	3	1	1
 HR		8	45	6	4	2
 IT		11	32	14	2	1
 CY		3	56	3	1	1
 LV		3	42	22	1	3
 LT		3	39	12	0	1
 LU		3	62	25	2	1
 HU		6	38	10	3	1
 MT		6	48	6	5	2
 NL		7	64	3	1	1
 AT		6	31	25	3	2
 PL		4	58	6	1	1
 PT		8	42	24	1	2
 RO		3	37	17	3	3
 SI		6	47	15	3	1
 SK		4	12	22	2	1
 FI		6	28	28	2	3
 SE		4	85	2	0	1
 UK		4	80	1	0	1

QC13.7 Que vous travailliez ou non, pouvez-vous me dire si vous vous sentiriez à l'aise ou non avec le fait que l'un de vos collègues appartienne à chacun des groupes suivants, en utilisant une échelle allant de 1 à 10. '1' signifie que vous vous sentiriez "très mal à l'aise" et '10' que vous vous sentiriez "tout à fait à l'aise".






























Une personne bouddhiste

QC13.7 Regardless of whether you are actually working or not, please tell me, using a scale from 1 to 10, how comfortable you would feel if one of your colleagues at work belonged to each of the following groups? '1' means that you would feel, "not at all comfortable" and '10' that you would feel "totally comfortable".

A Buddhist person

QC13.7 Unabhängig davon, ob Sie tatsächlich arbeiten oder nicht: Bitte sagen Sie mir anhand einer Skala von 1 bis 10, wie wohl Sie sich jeweils fühlen würden, wenn Sie eine der folgenden Personen als Arbeitskollegen hätten. '1' bedeutet, dass Sie sich damit "überhaupt nicht wohl fühlen würden", und '10' bedeutet, dass Sie sich damit "vollkommen wohl fühlen würden".

Einen Buddhisten

		Total 'Mal à l'aise (1-4)'	Total 'Moyennement à l'aise (5-6)'	Total 'A l'aise (7-10)'
		Total 'Uncomfortable (1-4)'	Total 'Moderately comfortable (5-6)'	Total 'Comfortable (7-10)'
		Gesamt 'Unwohl' (1-4)	Gesamt 'Ziemlich wohl' (5-6)	Gesamt 'Wohl' (7-10)
%		EB 83.4	EB 83.4	EB 83.4
 EU 28		7	8	69
 BE		4	9	81
 BG		12	11	49
 CZ		25	21	36
 DK		3	1	75
 DE		6	9	52
 EE		15	9	44
 IE		2	6	86
 EL		17	12	61
 ES		3	6	76
 FR		3	3	88
 HR		15	11	63
 IT		8	12	64
 CY		19	6	69
 LV		15	9	51
 LT		21	15	50
 LU		1	3	68
 HU		12	16	58
 MT		11	10	65
 NL		2	5	89
 AT		6	10	53
 PL		12	9	71
 PT		8	7	58
 RO		21	10	47
 SI		10	9	62
 SK		24	21	29
 FI		11	11	45
 SE		1	2	93
 UK		2	5	90

QC13.8 Que vous travaillez ou non, pouvez-vous me dire si vous vous sentiriez à l'aise ou non avec le fait que l'un de vos collègues appartienne à chacun des groupes suivants, en utilisant une échelle allant de 1 à 10. '1' signifie que vous vous sentiriez "très mal à l'aise" et '10' que vous vous sentiriez "tout à fait à l'aise".






























Une personne chrétienne

QC13.8 Regardless of whether you are actually working or not, please tell me, using a scale from 1 to 10, how comfortable you would feel if one of your colleagues at work belonged to each of the following groups? '1' means that you would feel, "not at all comfortable" and '10' that you would feel "totally comfortable".

A Christian person

QC13.8 Unabhängig davon, ob Sie tatsächlich arbeiten oder nicht: Bitte sagen Sie mir anhand einer Skala von 1 bis 10, wie wohl Sie sich jeweils fühlen würden, wenn Sie eine der folgenden Personen als Arbeitskollegen hätten. '1' bedeutet, dass Sie sich damit "überhaupt nicht wohl fühlen würden", und '10' bedeutet, dass Sie sich damit "vollkommen wohl fühlen würden".

Einen Christen

		1 Très mal à l'aise	2	3	4
		1 Not at all comfortable	2	3	4
		1 Würde mich überhaupt nicht wohl fühlen	2	3	4
%		EB 83.4	EB 83.4	EB 83.4	EB 83.4
	EU 28	0	0	0	1
	BE	0	0	1	1
	BG	0	0	0	0
	CZ	1	0	0	1
	DK	1	0	0	0
	DE	0	0	0	2
	EE	1	0	1	0
	IE	0	0	0	1
	EL	0	0	0	0
	ES	0	0	0	0
	FR	1	0	0	0
	HR	1	0	1	1
	IT	0	1	0	1
	CY	0	0	0	0
	LV	1	0	0	0
	LT	1	0	0	0
	LU	1	0	0	0
	HU	1	0	0	1
	MT	1	0	0	0
	NL	0	0	0	0
	AT	1	1	0	1
	PL	0	0	1	1
	PT	1	0	1	1
	RO	1	0	1	1
	SI	1	0	0	1
	SK	0	0	0	1
	FI	0	1	1	1
	SE	1	0	0	0
	UK	0	0	0	0

QC13.8 Que vous travaillez ou non, pouvez-vous me dire si vous vous sentiriez à l'aise ou non avec le fait que l'un de vos collègues appartienne à chacun des groupes suivants, en utilisant une échelle allant de 1 à 10. '1' signifie que vous vous sentiriez "très mal à l'aise" et '10' que vous vous sentiriez "tout à fait à l'aise".






























Une personne chrétienne

QC13.8 Regardless of whether you are actually working or not, please tell me, using a scale from 1 to 10, how comfortable you would feel if one of your colleagues at work belonged to each of the following groups? '1' means that you would feel, "not at all comfortable" and '10' that you would feel "totally comfortable".

A Christian person

QC13.8 Unabhängig davon, ob Sie tatsächlich arbeiten oder nicht: Bitte sagen Sie mir anhand einer Skala von 1 bis 10, wie wohl Sie sich jeweils fühlen würden, wenn Sie eine der folgenden Personen als Arbeitskollegen hätten. '1' bedeutet, dass Sie sich damit "überhaupt nicht wohl fühlen würden", und '10' bedeutet, dass Sie sich damit "vollkommen wohl fühlen würden".

Einen Christen

		5	6	7	8
		5	6	7	8
		5	6	7	8
%		EB 83.4	EB 83.4	EB 83.4	EB 83.4
 EU 28		2	2	3	5
 BE		2	2	7	15
 BG		1	1	1	2
 CZ		9	2	5	9
 DK		0	0	0	1
 DE		2	1	2	5
 EE		2	1	1	3
 IE		1	1	2	4
 EL		0	0	1	2
 ES		1	1	4	5
 FR		1	1	2	3
 HR		2	2	2	6
 IT		1	2	5	8
 CY		0	0	0	2
 LV		2	1	1	1
 LT		3	1	0	2
 LU		1	0	0	1
 HU		3	3	3	6
 MT		1	1	2	4
 NL		1	2	6	10
 AT		1	2	5	6
 PL		3	3	2	2
 PT		2	2	4	6
 RO		2	3	2	4
 SI		4	1	2	4
 SK		9	3	4	8
 FI		6	4	4	6
 SE		1	1	2	3
 UK		3	1	1	3

QC13.8 Que vous travaillez ou non, pouvez-vous me dire si vous vous sentiriez à l'aise ou non avec le fait que l'un de vos collègues appartienne à chacun des groupes suivants, en utilisant une échelle allant de 1 à 10. '1' signifie que vous vous sentiriez "très mal à l'aise" et '10' que vous vous sentiriez "tout à fait à l'aise".






























Une personne chrétienne

QC13.8 Regardless of whether you are actually working or not, please tell me, using a scale from 1 to 10, how comfortable you would feel if one of your colleagues at work belonged to each of the following groups? '1' means that you would feel, "not at all comfortable" and '10' that you would feel "totally comfortable".

A Christian person

QC13.8 Unabhängig davon, ob Sie tatsächlich arbeiten oder nicht: Bitte sagen Sie mir anhand einer Skala von 1 bis 10, wie wohl Sie sich jeweils fühlen würden, wenn Sie eine der folgenden Personen als Arbeitskollegen hätten. '1' bedeutet, dass Sie sich damit "überhaupt nicht wohl fühlen würden", und '10' bedeutet, dass Sie sich damit "vollkommen wohl fühlen würden".

Einen Christen

		9	10 Tout à fait à l'aise	Indifférent (SPONTANE)	Ça dépend (SPONTANE)	NSP
		9	10 Totally comfortable	Indifferent (SPONTANEOUS)	It depends (SPONTANEOUS)	DK
		9	10 Würde mich vollkommen wohl fühlen	Ist mir egal (SPONTAN)	Das kommt darauf an (SPONTAN)	WN
%		EB 83.4	EB 83.4	EB 83.4	EB 83.4	EB 83.4
 EU 28		6	67	12	1	1
 BE		11	56	3	1	0
 BG		6	76	8	2	2
 CZ		8	44	22	0	0
 DK		2	76	18	1	0
 DE		5	53	25	3	0
 EE		2	55	29	2	1
 IE		4	83	3	0	0
 EL		8	84	3	1	0
 ES		6	68	13	1	0
 FR		6	81	3	0	0
 HR		8	72	3	3	0
 IT		12	56	14	1	0
 CY		3	91	3	1	0
 LV		2	69	19	0	1
 LT		3	80	9	0	0
 LU		4	66	23	2	1
 HU		9	61	9	2	1
 MT		5	75	5	5	1
 NL		7	69	3	1	0
 AT		6	50	23	2	1
 PL		3	77	6	0	1
 PT		9	51	22	0	0
 RO		4	64	15	2	2
 SI		8	64	12	3	1
 SK		10	40	23	1	1
 FI		9	37	29	1	2
 SE		4	87	2	0	0
 UK		4	85	1	0	1

QC13.8 Que vous travailliez ou non, pouvez-vous me dire si vous vous sentiriez à l'aise ou non avec le fait que l'un de vos collègues appartienne à chacun des groupes suivants, en utilisant une échelle allant de 1 à 10. '1' signifie que vous vous sentiriez "très mal à l'aise" et '10' que vous vous sentiriez "tout à fait à l'aise".






























Une personne chrétienne

QC13.8 Regardless of whether you are actually working or not, please tell me, using a scale from 1 to 10, how comfortable you would feel if one of your colleagues at work belonged to each of the following groups? '1' means that you would feel, "not at all comfortable" and '10' that you would feel "totally comfortable".

A Christian person

QC13.8 Unabhängig davon, ob Sie tatsächlich arbeiten oder nicht: Bitte sagen Sie mir anhand einer Skala von 1 bis 10, wie wohl Sie sich jeweils fühlen würden, wenn Sie eine der folgenden Personen als Arbeitskollegen hätten. '1' bedeutet, dass Sie sich damit "überhaupt nicht wohl fühlen würden", und '10' bedeutet, dass Sie sich damit "vollkommen wohl fühlen würden".

Einen Christen

		Total 'Mal à l'aise (1-4)'	Total 'Moyennement à l'aise (5-6)'	Total 'A l'aise (7-10)'
		Total 'Uncomfortable (1-4)'	Total 'Moderately comfortable (5-6)'	Total 'Comfortable (7-10)'
		Gesamt 'Unwohl' (1-4)	Gesamt 'Ziemlich wohl' (5-6)	Gesamt 'Wohl' (7-10)
%		EB 83.4	EB 83.4	EB 83.4
	EU 28	2	4	82
	BE	1	5	89
	BG	0	1	86
	CZ	2	11	65
	DK	1	0	80
	DE	2	4	66
	EE	3	4	62
	IE	1	3	93
	EL	0	1	95
	ES	0	2	84
	FR	1	1	93
	HR	2	4	87
	IT	2	3	80
	CY	0	0	96
	LV	2	3	74
	LT	1	4	86
	LU	1	1	71
	HU	3	6	79
	MT	2	2	86
	NL	1	3	92
	AT	3	3	67
	PL	3	5	85
	PT	3	4	71
	RO	3	5	74
	SI	2	5	77
	SK	1	12	62
	FI	3	10	55
	SE	1	2	95
	UK	0	4	93

QC13.9 Que vous travailliez ou non, pouvez-vous me dire si vous vous sentiriez à l'aise ou non avec le fait que l'un de vos collègues appartienne à chacun des groupes suivants, en utilisant une échelle allant de 1 à 10. '1' signifie que vous vous sentiriez "très mal à l'aise" et '10' que vous vous sentiriez "tout à fait à l'aise".






























Une personne athée

QC13.9 Regardless of whether you are actually working or not, please tell me, using a scale from 1 to 10, how comfortable you would feel if one of your colleagues at work belonged to each of the following groups? '1' means that you would feel, "not at all comfortable" and '10' that you would feel "totally comfortable".

An atheist person

QC13.9 Unabhängig davon, ob Sie tatsächlich arbeiten oder nicht: Bitte sagen Sie mir anhand einer Skala von 1 bis 10, wie wohl Sie sich jeweils fühlen würden, wenn Sie eine der folgenden Personen als Arbeitskollegen hätten. '1' bedeutet, dass Sie sich damit "überhaupt nicht wohl fühlen würden", und '10' bedeutet, dass Sie sich damit "vollkommen wohl fühlen würden".

Einen Atheisten

		1 Très mal à l'aise	2	3	4
		1 Not at all comfortable	2	3	4
		1 Würde mich überhaupt nicht wohl fühlen	2	3	4
%		EB 83.4	EB 83.4	EB 83.4	EB 83.4
 EU 28		2	1	1	1
 BE		0	0	1	1
 BG		5	1	1	2
 CZ		4	2	1	2
 DK		1	0	0	0
 DE		1	0	1	1
 EE		2	1	1	0
 IE		1	1	1	0
 EL		8	3	2	3
 ES		0	0	1	0
 FR		1	0	0	0
 HR		5	4	2	2
 IT		1	1	1	1
 CY		14	3	3	0
 LV		5	1	1	2
 LT		9	2	1	1
 LU		1	0	0	0
 HU		3	1	1	2
 MT		6	2	1	2
 NL		0	0	1	1
 AT		2	1	3	2
 PL		4	1	2	1
 PT		2	1	2	2
 RO		11	1	2	3
 SI		6	0	0	1
 SK		3	1	2	2
 FI		3	2	3	2
 SE		1	0	0	0
 UK		1	0	0	1

QC13.9 Que vous travailliez ou non, pouvez-vous me dire si vous vous sentiriez à l'aise ou non avec le fait que l'un de vos collègues appartienne à chacun des groupes suivants, en utilisant une échelle allant de 1 à 10. '1' signifie que vous vous sentiriez "très mal à l'aise" et '10' que vous vous sentiriez "tout à fait à l'aise".






























Une personne athée

QC13.9 Regardless of whether you are actually working or not, please tell me, using a scale from 1 to 10, how comfortable you would feel if one of your colleagues at work belonged to each of the following groups? '1' means that you would feel, "not at all comfortable" and '10' that you would feel "totally comfortable".

An atheist person

QC13.9 Unabhängig davon, ob Sie tatsächlich arbeiten oder nicht: Bitte sagen Sie mir anhand einer Skala von 1 bis 10, wie wohl Sie sich jeweils fühlen würden, wenn Sie eine der folgenden Personen als Arbeitskollegen hätten. '1' bedeutet, dass Sie sich damit "überhaupt nicht wohl fühlen würden", und '10' bedeutet, dass Sie sich damit "vollkommen wohl fühlen würden".

Einen Atheisten

		5	6	7	8
		5	6	7	8
		5	6	7	8
%		EB 83.4	EB 83.4	EB 83.4	EB 83.4
 EU 28		3	3	4	6
 BE		4	3	7	13
 BG		4	3	4	4
 CZ		10	3	6	6
 DK		1	1	1	2
 DE		5	3	3	5
 EE		4	2	2	2
 IE		3	2	2	4
 EL		5	3	6	7
 ES		1	2	4	7
 FR		1	1	3	4
 HR		4	2	5	5
 IT		3	5	8	11
 CY		5	3	2	5
 LV		5	2	2	2
 LT		7	3	3	3
 LU		2	1	0	2
 HU		6	5	6	8
 MT		5	2	4	7
 NL		2	2	5	10
 AT		4	4	6	7
 PL		3	5	4	3
 PT		3	4	4	5
 RO		4	4	5	6
 SI		6	2	2	4
 SK		12	6	6	7
 FI		6	3	4	6
 SE		1	1	1	2
 UK		3	1	2	3

QC13.9 Que vous travaillez ou non, pouvez-vous me dire si vous vous sentiriez à l'aise ou non avec le fait que l'un de vos collègues appartienne à chacun des groupes suivants, en utilisant une échelle allant de 1 à 10. '1' signifie que vous vous sentiriez "très mal à l'aise" et '10' que vous vous sentiriez "tout à fait à l'aise".






























Une personne athée

QC13.9 Regardless of whether you are actually working or not, please tell me, using a scale from 1 to 10, how comfortable you would feel if one of your colleagues at work belonged to each of the following groups? '1' means that you would feel, "not at all comfortable" and '10' that you would feel "totally comfortable".

An atheist person

QC13.9 Unabhängig davon, ob Sie tatsächlich arbeiten oder nicht: Bitte sagen Sie mir anhand einer Skala von 1 bis 10, wie wohl Sie sich jeweils fühlen würden, wenn Sie eine der folgenden Personen als Arbeitskollegen hätten. '1' bedeutet, dass Sie sich damit "überhaupt nicht wohl fühlen würden", und '10' bedeutet, dass Sie sich damit "vollkommen wohl fühlen würden".

Einen Atheisten

		9	10 Tout à fait à l'aise	Indifférent (SPONTANE)	Ça dépend (SPONTANE)	NSP
		9	10 Totally comfortable	Indifferent (SPONTANEOUS)	It depends (SPONTANEOUS)	DK
		9	10 Würde mich vollkommen wohl fühlen	Ist mir egal (SPONTAN)	Das kommt darauf an (SPONTAN)	WN
%		EB 83.4	EB 83.4	EB 83.4	EB 83.4	EB 83.4
 EU 28		6	58	13	1	1
 BE		9	56	4	1	1
 BG		5	50	15	2	4
 CZ		8	36	22	0	0
 DK		2	71	18	1	1
 DE		5	43	28	4	1
 EE		3	50	28	2	2
 IE		4	76	4	0	0
 EL		9	44	9	1	0
 ES		5	63	14	1	0
 FR		6	80	3	1	1
 HR		8	53	5	3	1
 IT		12	40	15	1	0
 CY		2	58	3	1	1
 LV		2	56	22	1	2
 LT		4	54	13	0	0
 LU		2	63	24	1	1
 HU		7	47	12	3	1
 MT		5	53	6	5	1
 NL		7	68	3	0	1
 AT		5	35	27	3	2
 PL		4	66	5	1	1
 PT		8	45	22	1	1
 RO		5	39	15	2	2
 SI		8	54	13	3	1
 SK		7	24	29	1	1
 FI		7	31	30	1	2
 SE		2	88	2	0	1
 UK		5	82	1	0	1

QC13.9 Que vous travailliez ou non, pouvez-vous me dire si vous vous sentiriez à l'aise ou non avec le fait que l'un de vos collègues appartienne à chacun des groupes suivants, en utilisant une échelle allant de 1 à 10. '1' signifie que vous vous sentiriez "très mal à l'aise" et '10' que vous vous sentiriez "tout à fait à l'aise".






























Une personne athée

QC13.9 Regardless of whether you are actually working or not, please tell me, using a scale from 1 to 10, how comfortable you would feel if one of your colleagues at work belonged to each of the following groups? '1' means that you would feel, "not at all comfortable" and '10' that you would feel "totally comfortable".

An atheist person

QC13.9 Unabhängig davon, ob Sie tatsächlich arbeiten oder nicht: Bitte sagen Sie mir anhand einer Skala von 1 bis 10, wie wohl Sie sich jeweils fühlen würden, wenn Sie eine der folgenden Personen als Arbeitskollegen hätten. '1' bedeutet, dass Sie sich damit "überhaupt nicht wohl fühlen würden", und '10' bedeutet, dass Sie sich damit "vollkommen wohl fühlen würden".

Einen Atheisten

		Total 'Mal à l'aise (1-4)' Total 'Uncomfortable (1-4)' Gesamt 'Unwohl' (1-4)	Total 'Moyennement à l'aise (5-6)' Total 'Moderately comfortable (5-6)' Gesamt 'Ziemlich wohl' (5-6)	Total 'A l'aise (7-10)' Total 'Comfortable (7-10)' Gesamt 'Wohl' (7-10)
%		EB 83.4	EB 83.4	EB 83.4
	EU 28	5	6	74
	BE	3	7	85
	BG	10	7	63
	CZ	9	13	56
	DK	2	1	76
	DE	3	8	56
	EE	4	6	57
	IE	4	4	88
	EL	16	8	66
	ES	2	3	80
	FR	1	1	93
	HR	14	7	71
	IT	5	8	71
	CY	20	9	66
	LV	8	6	61
	LT	13	9	64
	LU	2	3	68
	HU	7	10	67
	MT	11	8	69
	NL	2	4	90
	AT	8	8	53
	PL	8	8	77
	PT	7	7	62
	RO	18	8	54
	SI	7	8	68
	SK	7	18	44
	FI	10	9	48
	SE	1	2	94
	UK	2	5	91

QC13.10 Que vous travaillez ou non, pouvez-vous me dire si vous vous sentiriez à l'aise ou non avec le fait que l'un de vos collègues appartienne à chacun des groupes suivants, en utilisant une échelle allant de 1 à 10. '1' signifie que vous vous sentiriez "très mal à l'aise" et '10' que vous vous sentiriez "tout à fait à l'aise".






























Une personne homosexuelle, lesbienne ou bisexuelle

QC13.10 Regardless of whether you are actually working or not, please tell me, using a scale from 1 to 10, how comfortable you would feel if one of your colleagues at work belonged to each of the following groups? '1' means that you would feel, "not at all comfortable" and '10' that you would feel "totally comfortable".

A gay, lesbian or bisexual person

QC13.10 Unabhängig davon, ob Sie tatsächlich arbeiten oder nicht: Bitte sagen Sie mir anhand einer Skala von 1 bis 10, wie wohl Sie sich jeweils fühlen würden, wenn Sie eine der folgenden Personen als Arbeitskollegen hätten. '1' bedeutet, dass Sie sich damit "überhaupt nicht wohl fühlen würden", und '10' bedeutet, dass Sie sich damit "vollkommen wohl fühlen würden".

Eine schwule, lesbische oder bisexuelle Person

		1 Très mal à l'aise	2	3	4
		1 Not at all comfortable	2	3	4
		1 Würde mich überhaupt nicht wohl fühlen	2	3	4
%		EB 83.4	EB 83.4	EB 83.4	EB 83.4
	EU 28	7	2	2	2
	BE	2	1	1	2
	BG	24	5	4	5
	CZ	13	3	5	4
	DK	2	0	0	0
	DE	4	1	2	3
	EE	20	2	3	2
	IE	2	0	1	1
	EL	19	5	3	3
	ES	1	0	1	1
	FR	4	0	1	0
	HR	16	7	5	4
	IT	5	2	2	4
	CY	16	3	3	1
	LV	25	3	3	3
	LT	35	3	3	4
	LU	2	0	1	1
	HU	18	2	4	5
	MT	3	2	0	1
	NL	1	0	0	0
	AT	8	2	3	4
	PL	14	3	2	3
	PT	8	3	2	4
	RO	33	3	3	2
	SI	14	1	1	2
	SK	16	6	6	6
	FI	4	2	4	2
	SE	1	0	0	0
	UK	3	1	1	1

QC13.10 Que vous travaillez ou non, pouvez-vous me dire si vous vous sentiriez à l'aise ou non avec le fait que l'un de vos collègues appartienne à chacun des groupes suivants, en utilisant une échelle allant de 1 à 10. '1' signifie que vous vous sentiriez "très mal à l'aise" et '10' que vous vous sentiriez "tout à fait à l'aise".






























Une personne homosexuelle, lesbienne ou bisexuelle

QC13.10 Regardless of whether you are actually working or not, please tell me, using a scale from 1 to 10, how comfortable you would feel if one of your colleagues at work belonged to each of the following groups? '1' means that you would feel, "not at all comfortable" and '10' that you would feel "totally comfortable".

A gay, lesbian or bisexual person

QC13.10 Unabhängig davon, ob Sie tatsächlich arbeiten oder nicht: Bitte sagen Sie mir anhand einer Skala von 1 bis 10, wie wohl Sie sich jeweils fühlen würden, wenn Sie eine der folgenden Personen als Arbeitskollegen hätten. '1' bedeutet, dass Sie sich damit "überhaupt nicht wohl fühlen würden", und '10' bedeutet, dass Sie sich damit "vollkommen wohl fühlen würden".

Eine schwule, lesbische oder bisexuelle Person

		5	6	7	8
		5	6	7	8
		5	6	7	8
%		EB 83.4	EB 83.4	EB 83.4	EB 83.4
 EU 28		5	4	5	6
 BE		5	5	7	15
 BG		8	4	4	3
 CZ		14	7	5	6
 DK		1	0	1	3
 DE		6	4	4	6
 EE		5	2	2	3
 IE		3	1	3	4
 EL		6	4	8	8
 ES		3	3	5	6
 FR		3	1	4	5
 HR		8	4	5	6
 IT		5	8	8	13
 CY		7	3	3	5
 LV		7	2	3	6
 LT		8	3	2	4
 LU		2	0	1	3
 HU		8	5	6	6
 MT		5	3	3	6
 NL		2	1	7	10
 AT		6	4	7	7
 PL		5	5	5	3
 PT		4	4	4	4
 RO		6	4	3	3
 SI		7	3	3	5
 SK		13	7	6	5
 FI		7	4	4	7
 SE		1	1	1	3
 UK		4	2	3	4

QC13.10 Que vous travailliez ou non, pouvez-vous me dire si vous vous sentiriez à l'aise ou non avec le fait que l'un de vos collègues appartienne à chacun des groupes suivants, en utilisant une échelle allant de 1 à 10. '1' signifie que vous vous sentiriez "très mal à l'aise" et '10' que vous vous sentiriez "tout à fait à l'aise".






























Une personne homosexuelle, lesbienne ou bisexuelle

QC13.10 Regardless of whether you are actually working or not, please tell me, using a scale from 1 to 10, how comfortable you would feel if one of your colleagues at work belonged to each of the following groups? '1' means that you would feel, "not at all comfortable" and '10' that you would feel "totally comfortable".

A gay, lesbian or bisexual person

QC13.10 Unabhängig davon, ob Sie tatsächlich arbeiten oder nicht: Bitte sagen Sie mir anhand einer Skala von 1 bis 10, wie wohl Sie sich jeweils fühlen würden, wenn Sie eine der folgenden Personen als Arbeitskollegen hätten. '1' bedeutet, dass Sie sich damit "überhaupt nicht wohl fühlen würden", und '10' bedeutet, dass Sie sich damit "vollkommen wohl fühlen würden".

Eine schwule, lesbische oder bisexuelle Person

		9	10 Tout à fait à l'aise	Indifférent (SPONTANE)	Ça dépend (SPONTANE)	NSP
		9	10 Totally comfortable	Indifferent (SPONTANEOUS)	It depends (SPONTANEOUS)	DK
		9	10 Würde mich vollkommen wohl fühlen	Ist mir egal (SPONTAN)	Das kommt darauf an (SPONTAN)	WN
%		EB 83.4	EB 83.4	EB 83.4	EB 83.4	EB 83.4
 EU 28		6	47	12	2	1
 BE		10	48	3	1	0
 BG		2	18	14	4	6
 CZ		5	18	19	0	1
 DK		3	69	17	1	1
 DE		4	33	27	5	1
 EE		3	26	24	5	3
 IE		5	76	4	0	0
 EL		7	30	5	2	0
 ES		6	59	13	1	1
 FR		7	70	3	1	1
 HR		6	30	5	4	2
 IT		10	25	12	5	1
 CY		4	47	6	1	1
 LV		2	26	17	1	2
 LT		3	26	9	0	0
 LU		2	61	24	2	2
 HU		7	26	9	3	1
 MT		8	56	6	5	1
 NL		7	68	3	0	0
 AT		4	26	23	4	2
 PL		3	48	6	1	1
 PT		7	36	21	2	2
 RO		3	19	14	3	5
 SI		4	40	15	3	1
 SK		3	7	22	2	1
 FI		6	28	29	1	2
 SE		4	86	2	0	1
 UK		4	76	1	1	1

QC13.10 Que vous travailliez ou non, pouvez-vous me dire si vous vous sentiriez à l'aise ou non avec le fait que l'un de vos collègues appartienne à chacun des groupes suivants, en utilisant une échelle allant de 1 à 10. '1' signifie que vous vous sentiriez "très mal à l'aise" et '10' que vous vous sentiriez "tout à fait à l'aise".






























Une personne homosexuelle, lesbienne ou bisexuelle

QC13.10 Regardless of whether you are actually working or not, please tell me, using a scale from 1 to 10, how comfortable you would feel if one of your colleagues at work belonged to each of the following groups? '1' means that you would feel, "not at all comfortable" and '10' that you would feel "totally comfortable".

A gay, lesbian or bisexual person

QC13.10 Unabhängig davon, ob Sie tatsächlich arbeiten oder nicht: Bitte sagen Sie mir anhand einer Skala von 1 bis 10, wie wohl Sie sich jeweils fühlen würden, wenn Sie eine der folgenden Personen als Arbeitskollegen hätten. '1' bedeutet, dass Sie sich damit "überhaupt nicht wohl fühlen würden", und '10' bedeutet, dass Sie sich damit "vollkommen wohl fühlen würden".

Eine schwule, lesbische oder bisexuelle Person

		Total 'Mal à l'aise (1-4)'	Total 'Moyennement à l'aise (5-6)'	Total 'A l'aise (7-10)'
		Total 'Uncomfortable (1-4)'	Total 'Moderately comfortable (5-6)'	Total 'Comfortable (7-10)'
		Gesamt 'Unwohl' (1-4)	Gesamt 'Ziemlich wohl' (5-6)	Gesamt 'Wohl' (7-10)
%		EB 83.4	EB 83.4	EB 83.4
 EU 28		13	9	63
 BE		6	10	80
 BG		37	12	27
 CZ		24	21	35
 DK		3	2	76
 DE		10	10	47
 EE		27	7	34
 IE		4	4	88
 EL		31	10	53
 ES		4	5	76
 FR		6	4	86
 HR		31	11	48
 IT		14	13	56
 CY		24	11	58
 LV		34	9	37
 LT		44	11	35
 LU		4	3	66
 HU		29	13	44
 MT		7	8	73
 NL		1	4	92
 AT		16	10	45
 PL		23	10	59
 PT		17	8	51
 RO		42	10	27
 SI		18	9	53
 SK		34	20	21
 FI		12	11	44
 SE		2	2	94
 UK		5	6	87

QC13.11 Que vous travaillez ou non, pouvez-vous me dire si vous vous sentiriez à l'aise ou non avec le fait que l'un de vos collègues appartienne à chacun des groupes suivants, en utilisant une échelle allant de 1 à 10. '1' signifie que vous vous sentiriez "très mal à l'aise" et '10' que vous vous sentiriez "tout à fait à l'aise".






























Une personne transgenre ou transsexuelle

QC13.11 Regardless of whether you are actually working or not, please tell me, using a scale from 1 to 10, how comfortable you would feel if one of your colleagues at work belonged to each of the following groups? '1' means that you would feel, "not at all comfortable" and '10' that you would feel "totally comfortable".

A transgender or transsexual person

QC13.11 Unabhängig davon, ob Sie tatsächlich arbeiten oder nicht: Bitte sagen Sie mir anhand einer Skala von 1 bis 10, wie wohl Sie sich jeweils fühlen würden, wenn Sie eine der folgenden Personen als Arbeitskollegen hätten. '1' bedeutet, dass Sie sich damit "überhaupt nicht wohl fühlen würden", und '10' bedeutet, dass Sie sich damit "vollkommen wohl fühlen würden".

Einen Transgender oder eine transsexuelle Person

		1 Très mal à l'aise	2	3	4
		1 Not at all comfortable	2	3	4
		1 Würde mich überhaupt nicht wohl fühlen	2	3	4
%		EB 83.4	EB 83.4	EB 83.4	EB 83.4
	EU 28	9	2	3	3
	BE	4	1	3	3
	BG	25	4	4	4
	CZ	16	5	7	5
	DK	3	0	1	1
	DE	6	2	4	3
	EE	23	3	4	3
	IE	4	2	2	1
	EL	23	4	5	4
	ES	3	0	1	1
	FR	5	2	2	2
	HR	17	7	3	4
	IT	6	4	4	5
	CY	19	4	4	2
	LV	32	4	4	3
	LT	38	4	4	3
	LU	4	0	2	2
	HU	19	5	4	5
	MT	5	2	1	3
	NL	1	0	1	2
	AT	11	3	4	5
	PL	15	2	3	3
	PT	8	2	3	4
	RO	34	3	3	3
	SI	15	2	2	2
	SK	22	7	8	7
	FI	5	4	3	5
	SE	1	1	1	0
	UK	3	1	1	2

QC13.11 Que vous travaillez ou non, pouvez-vous me dire si vous vous sentiriez à l'aise ou non avec le fait que l'un de vos collègues appartienne à chacun des groupes suivants, en utilisant une échelle allant de 1 à 10. '1' signifie que vous vous sentiriez "très mal à l'aise" et '10' que vous vous sentiriez "tout à fait à l'aise".






























Une personne transgenre ou transsexuelle

QC13.11 Regardless of whether you are actually working or not, please tell me, using a scale from 1 to 10, how comfortable you would feel if one of your colleagues at work belonged to each of the following groups? '1' means that you would feel, "not at all comfortable" and '10' that you would feel "totally comfortable".

A transgender or transsexual person

QC13.11 Unabhängig davon, ob Sie tatsächlich arbeiten oder nicht: Bitte sagen Sie mir anhand einer Skala von 1 bis 10, wie wohl Sie sich jeweils fühlen würden, wenn Sie eine der folgenden Personen als Arbeitskollegen hätten. '1' bedeutet, dass Sie sich damit "überhaupt nicht wohl fühlen würden", und '10' bedeutet, dass Sie sich damit "vollkommen wohl fühlen würden".

Einen Transgender oder eine transsexuelle Person

		5	6	7	8
		5	6	7	8
		5	6	7	8
%		EB 83.4	EB 83.4	EB 83.4	EB 83.4
 EU 28		6	5	5	6
 BE		8	8	10	13
 BG		7	4	4	3
 CZ		12	6	5	5
 DK		3	3	3	4
 DE		8	5	4	6
 EE		5	3	3	4
 IE		4	3	4	6
 EL		7	6	6	7
 ES		4	4	5	6
 FR		7	3	5	7
 HR		8	4	5	4
 IT		6	9	10	12
 CY		9	2	2	4
 LV		8	3	3	4
 LT		9	3	3	4
 LU		3	1	1	3
 HU		7	5	6	5
 MT		8	3	5	7
 NL		5	5	10	11
 AT		6	4	5	7
 PL		6	5	6	4
 PT		6	4	3	4
 RO		5	3	3	3
 SI		6	4	3	4
 SK		11	6	5	3
 FI		8	5	6	4
 SE		3	2	2	6
 UK		4	3	4	6

QC13.11 Que vous travaillez ou non, pouvez-vous me dire si vous vous sentiriez à l'aise ou non avec le fait que l'un de vos collègues appartienne à chacun des groupes suivants, en utilisant une échelle allant de 1 à 10. '1' signifie que vous vous sentiriez "très mal à l'aise" et '10' que vous vous sentiriez "tout à fait à l'aise".






























Une personne transgenre ou transsexuelle

QC13.11 Regardless of whether you are actually working or not, please tell me, using a scale from 1 to 10, how comfortable you would feel if one of your colleagues at work belonged to each of the following groups? '1' means that you would feel, "not at all comfortable" and '10' that you would feel "totally comfortable".

A transgender or transsexual person

QC13.11 Unabhängig davon, ob Sie tatsächlich arbeiten oder nicht: Bitte sagen Sie mir anhand einer Skala von 1 bis 10, wie wohl Sie sich jeweils fühlen würden, wenn Sie eine der folgenden Personen als Arbeitskollegen hätten. '1' bedeutet, dass Sie sich damit "überhaupt nicht wohl fühlen würden", und '10' bedeutet, dass Sie sich damit "vollkommen wohl fühlen würden".

Einen Transgender oder eine transsexuelle Person

		9	10 Tout à fait à l'aise	Indifférent (SPONTANE)	Ça dépend (SPONTANE)	NSP
		9	10 Totally comfortable	Indifferent (SPONTANEOUS)	It depends (SPONTANEOUS)	DK
		9	10 Würde mich vollkommen wohl fühlen	Ist mir egal (SPONTAN)	Das kommt darauf an (SPONTAN)	WN
%		EB 83.4	EB 83.4	EB 83.4	EB 83.4	EB 83.4
	EU 28	5	39	11	3	2
	BE	7	37	2	1	1
	BG	1	17	14	5	8
	CZ	5	14	19	0	2
	DK	3	56	16	3	3
	DE	3	25	24	7	3
	EE	2	20	22	5	4
	IE	6	65	5	0	0
	EL	7	24	4	2	1
	ES	5	55	12	1	2
	FR	6	55	4	2	1
	HR	6	29	6	3	3
	IT	8	18	10	6	1
	CY	4	40	5	2	2
	LV	2	19	15	2	2
	LT	2	21	9	1	0
	LU	4	51	21	4	2
	HU	6	24	10	3	1
	MT	6	47	5	5	2
	NL	5	55	4	1	1
	AT	4	22	22	4	3
	PL	4	43	6	1	2
	PT	8	33	21	2	2
	RO	3	18	13	3	6
	SI	4	36	16	4	2
	SK	2	5	19	3	2
	FI	6	24	26	1	3
	SE	6	74	2	0	1
	UK	6	66	1	1	2

QC13.11 Que vous travailliez ou non, pouvez-vous me dire si vous vous sentiriez à l'aise ou non avec le fait que l'un de vos collègues appartienne à chacun des groupes suivants, en utilisant une échelle allant de 1 à 10. '1' signifie que vous vous sentiriez "très mal à l'aise" et '10' que vous vous sentiriez "tout à fait à l'aise".






























Une personne transgenre ou transsexuelle

QC13.11 Regardless of whether you are actually working or not, please tell me, using a scale from 1 to 10, how comfortable you would feel if one of your colleagues at work belonged to each of the following groups? '1' means that you would feel, "not at all comfortable" and '10' that you would feel "totally comfortable".

A transgender or transsexual person

QC13.11 Unabhängig davon, ob Sie tatsächlich arbeiten oder nicht: Bitte sagen Sie mir anhand einer Skala von 1 bis 10, wie wohl Sie sich jeweils fühlen würden, wenn Sie eine der folgenden Personen als Arbeitskollegen hätten. '1' bedeutet, dass Sie sich damit "überhaupt nicht wohl fühlen würden", und '10' bedeutet, dass Sie sich damit "vollkommen wohl fühlen würden".

Einen Transgender oder eine transsexuelle Person

		Total 'Mal à l'aise (1-4)'	Total 'Moyennement à l'aise (5-6)'	Total 'A l'aise (7-10)'
		Total 'Uncomfortable (1-4)'	Total 'Moderately comfortable (5-6)'	Total 'Comfortable (7-10)'
		Gesamt 'Unwohl' (1-4)	Gesamt 'Ziemlich wohl' (5-6)	Gesamt 'Wohl' (7-10)
%		EB 83.4	EB 83.4	EB 83.4
 EU 28		17	11	56
 BE		12	16	67
 BG		38	11	25
 CZ		34	18	28
 DK		6	6	67
 DE		15	13	38
 EE		33	8	28
 IE		8	6	80
 EL		36	13	43
 ES		6	8	70
 FR		11	10	72
 HR		31	12	44
 IT		19	16	48
 CY		29	11	51
 LV		42	11	28
 LT		49	11	30
 LU		8	5	60
 HU		33	12	41
 MT		11	11	65
 NL		4	10	81
 AT		22	10	39
 PL		23	12	56
 PT		18	9	47
 RO		43	8	27
 SI		22	10	47
 SK		44	17	15
 FI		16	13	40
 SE		3	5	88
 UK		7	8	82

QC13.12 Que vous travaillez ou non, pouvez-vous me dire si vous vous sentiriez à l'aise ou non avec le fait que l'un de vos collègues appartienne à chacun des groupes suivants, en utilisant une échelle allant de 1 à 10. '1' signifie que vous vous sentiriez "très mal à l'aise" et '10' que vous vous sentiriez "tout à fait à l'aise".






























Une personne atteinte d'un handicap

QC13.12 Regardless of whether you are actually working or not, please tell me, using a scale from 1 to 10, how comfortable you would feel if one of your colleagues at work belonged to each of the following groups? '1' means that you would feel, "not at all comfortable" and '10' that you would feel "totally comfortable".

A person with a disability

QC13.12 Unabhängig davon, ob Sie tatsächlich arbeiten oder nicht: Bitte sagen Sie mir anhand einer Skala von 1 bis 10, wie wohl Sie sich jeweils fühlen würden, wenn Sie eine der folgenden Personen als Arbeitskollegen hätten. '1' bedeutet, dass Sie sich damit "überhaupt nicht wohl fühlen würden", und '10' bedeutet, dass Sie sich damit "vollkommen wohl fühlen würden".

Eine behinderte Person

		1 Très mal à l'aise	2	3	4
		1 Not at all comfortable	2	3	4
		1 Würde mich überhaupt nicht wohl fühlen	2	3	4
%		EB 83.4	EB 83.4	EB 83.4	EB 83.4
	EU 28	1	0	1	1
	BE	0	0	0	2
	BG	2	1	1	2
	CZ	2	1	2	3
	DK	1	0	0	0
	DE	0	0	1	1
	EE	2	1	1	2
	IE	0	0	0	0
	EL	1	1	1	1
	ES	0	0	0	1
	FR	1	0	0	0
	HR	1	1	1	1
	IT	1	1	1	2
	CY	1	0	1	0
	LV	2	0	1	1
	LT	5	1	0	1
	LU	1	0	0	0
	HU	3	2	2	2
	MT	1	0	0	0
	NL	0	0	0	0
	AT	1	0	1	2
	PL	2	0	0	1
	PT	1	0	1	2
	RO	5	2	3	3
	SI	1	0	0	1
	SK	1	1	3	4
	FI	1	2	2	3
	SE	1	0	0	0
	UK	0	0	0	0

QC13.12 Que vous travaillez ou non, pouvez-vous me dire si vous vous sentiriez à l'aise ou non avec le fait que l'un de vos collègues appartienne à chacun des groupes suivants, en utilisant une échelle allant de 1 à 10. '1' signifie que vous vous sentiriez "très mal à l'aise" et '10' que vous vous sentiriez "tout à fait à l'aise".






























Une personne atteinte d'un handicap

QC13.12 Regardless of whether you are actually working or not, please tell me, using a scale from 1 to 10, how comfortable you would feel if one of your colleagues at work belonged to each of the following groups? '1' means that you would feel, "not at all comfortable" and '10' that you would feel "totally comfortable".

A person with a disability

QC13.12 Unabhängig davon, ob Sie tatsächlich arbeiten oder nicht: Bitte sagen Sie mir anhand einer Skala von 1 bis 10, wie wohl Sie sich jeweils fühlen würden, wenn Sie eine der folgenden Personen als Arbeitskollegen hätten. '1' bedeutet, dass Sie sich damit "überhaupt nicht wohl fühlen würden", und '10' bedeutet, dass Sie sich damit "vollkommen wohl fühlen würden".

Eine behinderte Person

		5	6	7	8
		5	6	7	8
		5	6	7	8
%		EB 83.4	EB 83.4	EB 83.4	EB 83.4
 EU 28		3	3	5	8
 BE		3	6	10	15
 BG		5	4	6	9
 CZ		13	6	8	11
 DK		1	1	1	5
 DE		3	3	5	9
 EE		5	2	4	5
 IE		1	2	3	4
 EL		3	3	5	7
 ES		2	2	5	8
 FR		1	1	4	9
 HR		4	3	5	7
 IT		3	3	7	12
 CY		1	2	3	5
 LV		5	2	3	6
 LT		6	4	5	5
 LU		3	1	1	3
 HU		8	7	8	8
 MT		4	2	3	7
 NL		2	3	7	12
 AT		4	5	9	11
 PL		3	4	4	3
 PT		4	3	5	6
 RO		5	4	4	5
 SI		4	3	3	6
 SK		14	9	7	11
 FI		7	3	6	8
 SE		1	1	2	5
 UK		3	1	3	3

QC13.12 Que vous travaillez ou non, pouvez-vous me dire si vous vous sentiriez à l'aise ou non avec le fait que l'un de vos collègues appartienne à chacun des groupes suivants, en utilisant une échelle allant de 1 à 10. '1' signifie que vous vous sentiriez "très mal à l'aise" et '10' que vous vous sentiriez "tout à fait à l'aise".






























Une personne atteinte d'un handicap

QC13.12 Regardless of whether you are actually working or not, please tell me, using a scale from 1 to 10, how comfortable you would feel if one of your colleagues at work belonged to each of the following groups? '1' means that you would feel, "not at all comfortable" and '10' that you would feel "totally comfortable".

A person with a disability

QC13.12 Unabhängig davon, ob Sie tatsächlich arbeiten oder nicht: Bitte sagen Sie mir anhand einer Skala von 1 bis 10, wie wohl Sie sich jeweils fühlen würden, wenn Sie eine der folgenden Personen als Arbeitskollegen hätten. '1' bedeutet, dass Sie sich damit "überhaupt nicht wohl fühlen würden", und '10' bedeutet, dass Sie sich damit "vollkommen wohl fühlen würden".

Eine behinderte Person

		9	10 Tout à fait à l'aise	Indifférent (SPONTANE)	Ça dépend (SPONTANE)	NSP
		9	10 Totally comfortable	Indifferent (SPONTANEOUS)	It depends (SPONTANEOUS)	DK
		9	10 Würde mich vollkommen wohl fühlen	Ist mir egal (SPONTAN)	Das kommt darauf an (SPONTAN)	WN
%		EB 83.4	EB 83.4	EB 83.4	EB 83.4	EB 83.4
 EU 28		7	57	10	3	1
 BE		13	47	3	2	0
 BG		8	45	9	6	3
 CZ		8	25	19	1	1
 DK		3	66	15	5	1
 DE		5	43	22	8	1
 EE		5	44	22	7	1
 IE		5	80	4	0	0
 EL		12	63	3	2	0
 ES		6	63	12	1	0
 FR		7	74	3	1	0
 HR		10	56	3	5	1
 IT		13	43	11	2	1
 CY		5	79	2	1	1
 LV		5	52	20	1	2
 LT		6	55	10	1	0
 LU		5	60	23	3	1
 HU		8	41	8	3	1
 MT		8	63	4	6	1
 NL		7	65	3	1	0
 AT		6	33	22	4	2
 PL		5	69	6	1	1
 PT		9	45	20	2	1
 RO		7	41	16	3	2
 SI		9	56	12	4	1
 SK		8	20	19	1	1
 FI		8	29	27	3	2
 SE		4	83	1	1	0
 UK		6	82	1	1	1

QC13.12 Que vous travailliez ou non, pouvez-vous me dire si vous vous sentiriez à l'aise ou non avec le fait que l'un de vos collègues appartienne à chacun des groupes suivants, en utilisant une échelle allant de 1 à 10. '1' signifie que vous vous sentiriez "très mal à l'aise" et '10' que vous vous sentiriez "tout à fait à l'aise".






























Une personne atteinte d'un handicap

QC13.12 Regardless of whether you are actually working or not, please tell me, using a scale from 1 to 10, how comfortable you would feel if one of your colleagues at work belonged to each of the following groups? '1' means that you would feel, "not at all comfortable" and '10' that you would feel "totally comfortable".

A person with a disability

QC13.12 Unabhängig davon, ob Sie tatsächlich arbeiten oder nicht: Bitte sagen Sie mir anhand einer Skala von 1 bis 10, wie wohl Sie sich jeweils fühlen würden, wenn Sie eine der folgenden Personen als Arbeitskollegen hätten. '1' bedeutet, dass Sie sich damit "überhaupt nicht wohl fühlen würden", und '10' bedeutet, dass Sie sich damit "vollkommen wohl fühlen würden".

Eine behinderte Person

		Total 'Mal à l'aise (1-4)'	Total 'Moyennement à l'aise (5-6)'	Total 'A l'aise (7-10)'
		Total 'Uncomfortable (1-4)'	Total 'Moderately comfortable (5-6)'	Total 'Comfortable (7-10)'
		Gesamt 'Unwohl' (1-4)	Gesamt 'Ziemlich wohl' (5-6)	Gesamt 'Wohl' (7-10)
%		EB 83.4	EB 83.4	EB 83.4
 EU 28		3	6	77
 BE		2	9	85
 BG		5	9	68
 CZ		9	20	52
 DK		2	2	76
 DE		2	6	62
 EE		5	7	58
 IE		1	3	92
 EL		3	5	87
 ES		1	4	82
 FR		1	2	93
 HR		5	8	78
 IT		5	6	75
 CY		2	3	92
 LV		4	7	66
 LT		8	10	71
 LU		1	3	69
 HU		8	15	65
 MT		1	7	80
 NL		1	4	91
 AT		4	8	59
 PL		4	7	81
 PT		4	7	66
 RO		12	9	57
 SI		3	6	73
 SK		9	23	47
 FI		7	11	50
 SE		1	2	94
 UK		1	4	93

QC13.13 Que vous travaillez ou non, pouvez-vous me dire si vous vous sentiriez à l'aise ou non avec le fait que l'un de vos collègues appartienne à chacun des groupes suivants, en utilisant une échelle allant de 1 à 10. '1' signifie que vous vous sentiriez "très mal à l'aise" et '10' que vous vous sentiriez "tout à fait à l'aise".






























Une personne de moins de 25 ans

QC13.13 Regardless of whether you are actually working or not, please tell me, using a scale from 1 to 10, how comfortable you would feel if one of your colleagues at work belonged to each of the following groups? '1' means that you would feel, "not at all comfortable" and '10' that you would feel "totally comfortable".

A person under 25 years

QC13.13 Unabhängig davon, ob Sie tatsächlich arbeiten oder nicht: Bitte sagen Sie mir anhand einer Skala von 1 bis 10, wie wohl Sie sich jeweils fühlen würden, wenn Sie eine der folgenden Personen als Arbeitskollegen hätten. '1' bedeutet, dass Sie sich damit "überhaupt nicht wohl fühlen würden", und '10' bedeutet, dass Sie sich damit "vollkommen wohl fühlen würden".

Eine Person unter 25 Jahre

		1 Très mal à l'aise	2	3	4
		1 Not at all comfortable	2	3	4
		1 Würde mich überhaupt nicht wohl fühlen	2	3	4
%		EB 83.4	EB 83.4	EB 83.4	EB 83.4
	EU 28	0	0	1	1
	BE	0	0	1	1
	BG	0	1	0	0
	CZ	0	0	1	1
	DK	1	0	0	0
	DE	0	0	1	2
	EE	1	0	0	0
	IE	1	0	0	0
	EL	0	0	1	0
	ES	0	0	0	0
	FR	1	0	0	0
	HR	1	0	0	1
	IT	0	1	1	1
	CY	0	0	1	0
	LV	1	0	1	0
	LT	1	1	1	1
	LU	2	0	0	0
	HU	1	0	1	1
	MT	1	0	0	0
	NL	0	0	0	0
	AT	0	0	1	1
	PL	1	1	1	0
	PT	1	1	1	1
	RO	1	1	1	2
	SI	1	0	0	0
	SK	0	0	0	1
	FI	1	1	1	1
	SE	1	0	0	0
	UK	0	0	1	1

QC13.13 Que vous travaillez ou non, pouvez-vous me dire si vous vous sentiriez à l'aise ou non avec le fait que l'un de vos collègues appartienne à chacun des groupes suivants, en utilisant une échelle allant de 1 à 10. '1' signifie que vous vous sentiriez "très mal à l'aise" et '10' que vous vous sentiriez "tout à fait à l'aise".






























Une personne de moins de 25 ans

QC13.13 Regardless of whether you are actually working or not, please tell me, using a scale from 1 to 10, how comfortable you would feel if one of your colleagues at work belonged to each of the following groups? '1' means that you would feel, "not at all comfortable" and '10' that you would feel "totally comfortable".

A person under 25 years

QC13.13 Unabhängig davon, ob Sie tatsächlich arbeiten oder nicht: Bitte sagen Sie mir anhand einer Skala von 1 bis 10, wie wohl Sie sich jeweils fühlen würden, wenn Sie eine der folgenden Personen als Arbeitskollegen hätten. '1' bedeutet, dass Sie sich damit "überhaupt nicht wohl fühlen würden", und '10' bedeutet, dass Sie sich damit "vollkommen wohl fühlen würden".

Eine Person unter 25 Jahre

		5	6	7	8
		5	6	7	8
		5	6	7	8
%		EB 83.4	EB 83.4	EB 83.4	EB 83.4
 EU 28		2	2	4	6
 BE		3	3	7	15
 BG		2	2	2	5
 CZ		5	4	4	5
 DK		1	1	1	2
 DE		3	2	4	5
 EE		2	1	1	4
 IE		2	2	3	3
 EL		1	1	3	6
 ES		1	2	5	5
 FR		1	1	3	4
 HR		3	2	5	7
 IT		2	4	5	12
 CY		2	0	1	3
 LV		1	1	1	2
 LT		3	2	2	3
 LU		1	0	1	2
 HU		4	3	4	8
 MT		2	1	1	4
 NL		1	2	6	10
 AT		2	3	6	8
 PL		3	4	3	3
 PT		3	2	3	6
 RO		4	3	3	3
 SI		3	2	2	3
 SK		10	4	4	8
 FI		4	3	4	7
 SE		1	0	2	3
 UK		2	1	2	3

QC13.13 Que vous travaillez ou non, pouvez-vous me dire si vous vous sentiriez à l'aise ou non avec le fait que l'un de vos collègues appartienne à chacun des groupes suivants, en utilisant une échelle allant de 1 à 10. '1' signifie que vous vous sentiriez "très mal à l'aise" et '10' que vous vous sentiriez "tout à fait à l'aise".






























Une personne de moins de 25 ans

QC13.13 Regardless of whether you are actually working or not, please tell me, using a scale from 1 to 10, how comfortable you would feel if one of your colleagues at work belonged to each of the following groups? '1' means that you would feel, "not at all comfortable" and '10' that you would feel "totally comfortable".

A person under 25 years

QC13.13 Unabhängig davon, ob Sie tatsächlich arbeiten oder nicht: Bitte sagen Sie mir anhand einer Skala von 1 bis 10, wie wohl Sie sich jeweils fühlen würden, wenn Sie eine der folgenden Personen als Arbeitskollegen hätten. '1' bedeutet, dass Sie sich damit "überhaupt nicht wohl fühlen würden", und '10' bedeutet, dass Sie sich damit "vollkommen wohl fühlen würden".

Eine Person unter 25 Jahre

		9	10 Tout à fait à l'aise	Indifférent (SPONTANE)	Ça dépend (SPONTANE)	NSP
		9	10 Totally comfortable	Indifferent (SPONTANEOUS)	It depends (SPONTANEOUS)	DK
		9	10 Würde mich vollkommen wohl fühlen	Ist mir egal (SPONTAN)	Das kommt darauf an (SPONTAN)	WN
%		EB 83.4	EB 83.4	EB 83.4	EB 83.4	EB 83.4
 EU 28		7	65	11	1	1
 BE		11	54	3	1	0
 BG		6	70	8	1	2
 CZ		8	53	16	0	0
 DK		3	73	17	1	0
 DE		6	50	23	4	1
 EE		3	61	24	2	1
 IE		6	80	3	0	0
 EL		9	74	3	1	0
 ES		6	68	11	1	0
 FR		6	81	3	1	1
 HR		9	65	3	4	1
 IT		12	48	13	1	0
 CY		4	85	3	0	1
 LV		2	72	19	0	1
 LT		4	73	9	0	0
 LU		3	66	22	1	2
 HU		9	58	8	3	1
 MT		6	74	5	5	1
 NL		7	70	3	0	0
 AT		6	46	23	3	1
 PL		4	73	6	1	1
 PT		9	50	21	1	0
 RO		5	59	15	2	2
 SI		7	66	12	2	1
 SK		13	39	19	1	1
 FI		7	40	29	1	2
 SE		3	88	1	0	1
 UK		4	84	1	0	1

QC13.13 Que vous travailliez ou non, pouvez-vous me dire si vous vous sentiriez à l'aise ou non avec le fait que l'un de vos collègues appartienne à chacun des groupes suivants, en utilisant une échelle allant de 1 à 10. '1' signifie que vous vous sentiriez "très mal à l'aise" et '10' que vous vous sentiriez "tout à fait à l'aise".






























Une personne de moins de 25 ans

QC13.13 Regardless of whether you are actually working or not, please tell me, using a scale from 1 to 10, how comfortable you would feel if one of your colleagues at work belonged to each of the following groups? '1' means that you would feel, "not at all comfortable" and '10' that you would feel "totally comfortable".

A person under 25 years

QC13.13 Unabhängig davon, ob Sie tatsächlich arbeiten oder nicht: Bitte sagen Sie mir anhand einer Skala von 1 bis 10, wie wohl Sie sich jeweils fühlen würden, wenn Sie eine der folgenden Personen als Arbeitskollegen hätten. '1' bedeutet, dass Sie sich damit "überhaupt nicht wohl fühlen würden", und '10' bedeutet, dass Sie sich damit "vollkommen wohl fühlen würden".

Eine Person unter 25 Jahre

		Total 'Mal à l'aise (1-4)'	Total 'Moyennement à l'aise (5-6)'	Total 'A l'aise (7-10)'
		Total 'Uncomfortable (1-4)'	Total 'Moderately comfortable (5-6)'	Total 'Comfortable (7-10)'
		Gesamt 'Unwohl' (1-4)	Gesamt 'Ziemlich wohl' (5-6)	Gesamt 'Wohl' (7-10)
%		EB 83.4	EB 83.4	EB 83.4
 EU 28		2	4	81
 BE		2	6	88
 BG		1	4	83
 CZ		3	9	71
 DK		1	1	79
 DE		3	5	64
 EE		2	3	69
 IE		1	3	92
 EL		1	3	92
 ES		1	3	84
 FR		1	1	93
 HR		2	5	85
 IT		3	6	77
 CY		1	2	93
 LV		1	2	77
 LT		3	5	82
 LU		2	1	72
 HU		3	6	79
 MT		1	3	85
 NL		1	3	93
 AT		2	5	66
 PL		2	6	83
 PT		4	5	69
 RO		5	7	70
 SI		1	5	79
 SK		2	14	64
 FI		3	7	58
 SE		1	1	95
 UK		2	3	93

QC13.14 Que vous travaillez ou non, pouvez-vous me dire si vous vous sentiriez à l'aise ou non avec le fait que l'un de vos collègues appartienne à chacun des groupes suivants, en utilisant une échelle allant de 1 à 10. '1' signifie que vous vous sentiriez "très mal à l'aise" et '10' que vous vous sentiriez "tout à fait à l'aise".






























Une personne de plus de 60 ans

QC13.14 Regardless of whether you are actually working or not, please tell me, using a scale from 1 to 10, how comfortable you would feel if one of your colleagues at work belonged to each of the following groups? '1' means that you would feel, "not at all comfortable" and '10' that you would feel "totally comfortable".

A person over 60 years

QC13.14 Unabhängig davon, ob Sie tatsächlich arbeiten oder nicht: Bitte sagen Sie mir anhand einer Skala von 1 bis 10, wie wohl Sie sich jeweils fühlen würden, wenn Sie eine der folgenden Personen als Arbeitskollegen hätten. '1' bedeutet, dass Sie sich damit "überhaupt nicht wohl fühlen würden", und '10' bedeutet, dass Sie sich damit "vollkommen wohl fühlen würden".

Eine Person über 60 Jahre

		1 Très mal à l'aise	2	3	4
		1 Not at all comfortable	2	3	4
		1 Würde mich überhaupt nicht wohl fühlen	2	3	4
%		EB 83.4	EB 83.4	EB 83.4	EB 83.4
	EU 28	1	0	1	1
	BE	0	0	0	1
	BG	1	1	1	1
	CZ	1	0	1	2
	DK	1	0	0	0
	DE	0	0	1	1
	EE	1	0	0	1
	IE	0	0	0	0
	EL	1	0	1	1
	ES	0	0	0	0
	FR	1	0	0	0
	HR	2	1	1	2
	IT	0	1	1	1
	CY	1	1	0	1
	LV	1	0	1	1
	LT	4	1	2	2
	LU	1	0	0	0
	HU	2	0	1	1
	MT	1	1	0	1
	NL	0	0	0	1
	AT	1	0	1	1
	PL	2	1	1	2
	PT	1	0	0	1
	RO	4	1	2	2
	SI	1	0	0	1
	SK	1	1	1	2
	FI	1	1	1	2
	SE	0	0	0	0
	UK	0	0	0	0

QC13.14 Que vous travaillez ou non, pouvez-vous me dire si vous vous sentiriez à l'aise ou non avec le fait que l'un de vos collègues appartienne à chacun des groupes suivants, en utilisant une échelle allant de 1 à 10. '1' signifie que vous vous sentiriez "très mal à l'aise" et '10' que vous vous sentiriez "tout à fait à l'aise".






























Une personne de plus de 60 ans

QC13.14 Regardless of whether you are actually working or not, please tell me, using a scale from 1 to 10, how comfortable you would feel if one of your colleagues at work belonged to each of the following groups? '1' means that you would feel, "not at all comfortable" and '10' that you would feel "totally comfortable".

A person over 60 years

QC13.14 Unabhängig davon, ob Sie tatsächlich arbeiten oder nicht: Bitte sagen Sie mir anhand einer Skala von 1 bis 10, wie wohl Sie sich jeweils fühlen würden, wenn Sie eine der folgenden Personen als Arbeitskollegen hätten. '1' bedeutet, dass Sie sich damit "überhaupt nicht wohl fühlen würden", und '10' bedeutet, dass Sie sich damit "vollkommen wohl fühlen würden".

Eine Person über 60 Jahre

		5	6	7	8
		5	6	7	8
		5	6	7	8
%		EB 83.4	EB 83.4	EB 83.4	EB 83.4
 EU 28		2	2	4	6
 BE		2	3	8	15
 BG		3	3	4	7
 CZ		10	5	6	9
 DK		1	1	1	2
 DE		3	2	3	5
 EE		3	1	2	4
 IE		2	1	2	4
 EL		2	2	3	6
 ES		1	2	6	7
 FR		1	2	2	5
 HR		3	6	5	6
 IT		1	4	5	12
 CY		2	1	3	4
 LV		4	1	2	3
 LT		6	3	4	6
 LU		2	1	1	2
 HU		4	4	5	7
 MT		4	2	3	5
 NL		1	2	6	9
 AT		2	3	7	6
 PL		2	3	4	3
 PT		4	3	5	6
 RO		3	4	4	4
 SI		4	3	3	4
 SK		15	6	7	10
 FI		5	2	4	8
 SE		1	0	0	2
 UK		2	1	2	3

QC13.14 Que vous travaillez ou non, pouvez-vous me dire si vous vous sentiriez à l'aise ou non avec le fait que l'un de vos collègues appartienne à chacun des groupes suivants, en utilisant une échelle allant de 1 à 10. '1' signifie que vous vous sentiriez "très mal à l'aise" et '10' que vous vous sentiriez "tout à fait à l'aise".






























Une personne de plus de 60 ans

QC13.14 Regardless of whether you are actually working or not, please tell me, using a scale from 1 to 10, how comfortable you would feel if one of your colleagues at work belonged to each of the following groups? '1' means that you would feel, "not at all comfortable" and '10' that you would feel "totally comfortable".

A person over 60 years

QC13.14 Unabhängig davon, ob Sie tatsächlich arbeiten oder nicht: Bitte sagen Sie mir anhand einer Skala von 1 bis 10, wie wohl Sie sich jeweils fühlen würden, wenn Sie eine der folgenden Personen als Arbeitskollegen hätten. '1' bedeutet, dass Sie sich damit "überhaupt nicht wohl fühlen würden", und '10' bedeutet, dass Sie sich damit "vollkommen wohl fühlen würden".

Eine Person über 60 Jahre






























		9	10 Tout à fait à l'aise	Indifférent (SPONTANE)	Ça dépend (SPONTANE)	NSP
		9	10 Totally comfortable	Indifferent (SPONTANEOUS)	It depends (SPONTANEOUS)	DK
		9	10 Würde mich vollkommen wohl fühlen	Ist mir egal (SPONTAN)	Das kommt darauf an (SPONTAN)	WN
%		EB 83.4	EB 83.4	EB 83.4	EB 83.4	EB 83.4
	EU 28	7	63	11	1	1
	BE	12	54	3	1	0
	BG	8	57	9	2	2
	CZ	10	36	19	1	0
	DK	3	73	17	1	0
	DE	6	52	22	4	1
	EE	3	56	24	2	1
	IE	6	81	3	0	0
	EL	11	69	3	1	0
	ES	6	66	11	1	0
	FR	6	79	3	1	0
	HR	10	57	3	4	1
	IT	12	49	13	1	0
	CY	5	78	3	0	1
	LV	3	62	20	0	1
	LT	6	57	9	1	0
	LU	4	62	22	2	2
	HU	10	56	8	2	1
	MT	8	64	4	5	1
	NL	8	70	3	0	0
	AT	7	45	22	3	2
	PL	4	70	6	1	1
	PT	10	48	21	0	0
	RO	6	50	16	2	2
	SI	9	60	12	3	1
	SK	10	24	20	1	1
	FI	8	36	29	2	2
	SE	4	91	1	0	0
	UK	5	85	1	0	1

QC13.14 Que vous travailliez ou non, pouvez-vous me dire si vous vous sentiriez à l'aise ou non avec le fait que l'un de vos collègues appartienne à chacun des groupes suivants, en utilisant une échelle allant de 1 à 10. '1' signifie que vous vous sentiriez "très mal à l'aise" et '10' que vous vous sentiriez "tout à fait à l'aise".
Une personne de plus de 60 ans

QC13.14 Regardless of whether you are actually working or not, please tell me, using a scale from 1 to 10, how comfortable you would feel if one of your colleagues at work belonged to each of the following groups? '1' means that you would feel, "not at all comfortable" and '10' that you would feel "totally comfortable".
A person over 60 years

QC13.14 Unabhängig davon, ob Sie tatsächlich arbeiten oder nicht: Bitte sagen Sie mir anhand einer Skala von 1 bis 10, wie wohl Sie sich jeweils fühlen würden, wenn Sie eine der folgenden Personen als Arbeitskollegen hätten. '1' bedeutet, dass Sie sich damit "überhaupt nicht wohl fühlen würden", und '10' bedeutet, dass Sie sich damit "vollkommen wohl fühlen würden".

Eine Person über 60 Jahre

		Total 'Mal à l'aise (1-4)'	Total 'Moyennement à l'aise (5-6)'	Total 'A l'aise (7-10)'
		Total 'Uncomfortable (1-4)'	Total 'Moderately comfortable (5-6)'	Total 'Comfortable (7-10)'
		Gesamt 'Unwohl' (1-4)	Gesamt 'Ziemlich wohl' (5-6)	Gesamt 'Wohl' (7-10)
%		EB 83.4	EB 83.4	EB 83.4
 EU 28		3	5	80
 BE		1	5	90
 BG		3	6	76
 CZ		5	15	60
 DK		2	1	79
 DE		2	4	66
 EE		3	5	66
 IE		1	3	92
 EL		3	4	89
 ES		1	2	84
 FR		1	2	93
 HR		6	9	77
 IT		3	5	78
 CY		4	4	89
 LV		4	4	71
 LT		9	9	73
 LU		1	3	70
 HU		4	7	78
 MT		3	6	80
 NL		1	3	93
 AT		3	5	65
 PL		6	6	81
 PT		2	7	69
 RO		8	8	65
 SI		2	6	76
 SK		6	21	51
 FI		4	7	56
 SE		1	1	97
 UK		1	3	94

QC14.1 Que vous ayez ou non des enfants, pouvez-vous me dire si vous vous sentiriez à l'aise ou non avec l'idée que l'un de vos enfants ait une relation amoureuse avec une personne appartenant à chacun des groupes suivants, en utilisant une échelle de 1 à 10. '1' signifie que vous vous sentiriez "très mal à l'aise" et '10' que vous vous sentiriez "tout à fait à l'aise".






























Une personne rom

QC14.1 Regardless of whether you have children or not, please tell me, using a scale from 1 to 10, how comfortable you would feel if one of your children was in a love relationship with a person from each of the following groups. '1' means that you would feel, "not at all comfortable" and '10' that you would feel "totally comfortable".

A Roma person

QC14.1 Unabhängig davon, ob Sie Kinder haben oder nicht: Bitte sagen Sie mir anhand einer Skala von 1 bis 10, wie wohl Sie sich jeweils fühlen würden, wenn eines Ihrer Kinder eine Liebesbeziehung zu einer der folgenden Personen hätte. '1' bedeutet, dass Sie sich damit "überhaupt nicht wohl fühlen würden", und '10' bedeutet, dass Sie sich damit "vollkommen wohl fühlen würden".

Zu einem/einer Roma

		1 Très mal à l'aise	2	3	4
		1 Not at all comfortable	2	3	4
		1 Würde mich überhaupt nicht wohl fühlen	2	3	4
%		EB 83.4	EB 83.4	EB 83.4	EB 83.4
 EU 28		20	5	5	5
 BE		16	5	10	8
 BG		56	6	4	3
 CZ		54	8	8	4
 DK		20	4	3	3
 DE		14	4	7	6
 EE		32	6	5	4
 IE		14	5	3	5
 EL		39	7	8	7
 ES		7	2	4	3
 FR		15	5	3	5
 HR		21	8	5	5
 IT		36	7	7	6
 CY		44	6	4	2
 LV		31	6	5	4
 LT		46	6	4	3
 LU		11	3	2	2
 HU		21	4	4	5
 MT		30	7	4	2
 NL		7	3	4	6
 AT		20	5	6	6
 PL		25	4	4	5
 PT		20	5	5	6
 RO		32	5	4	5
 SI		22	3	3	3
 SK		40	9	8	8
 FI		15	5	6	6
 SE		6	3	3	2
 UK		9	3	3	3

QC14.1 Que vous ayez ou non des enfants, pouvez-vous me dire si vous vous sentiriez à l'aise ou non avec l'idée que l'un de vos enfants ait une relation amoureuse avec une personne appartenant à chacun des groupes suivants, en utilisant une échelle de 1 à 10. '1' signifie que vous vous sentiriez "très mal à l'aise" et '10' que vous vous sentiriez "tout à fait à l'aise".






























Une personne rom

QC14.1 Regardless of whether you have children or not, please tell me, using a scale from 1 to 10, how comfortable you would feel if one of your children was in a love relationship with a person from each of the following groups. '1' means that you would feel, "not at all comfortable" and '10' that you would feel "totally comfortable".

A Roma person

QC14.1 Unabhängig davon, ob Sie Kinder haben oder nicht: Bitte sagen Sie mir anhand einer Skala von 1 bis 10, wie wohl Sie sich jeweils fühlen würden, wenn eines Ihrer Kinder eine Liebesbeziehung zu einer der folgenden Personen hätte. '1' bedeutet, dass Sie sich damit "überhaupt nicht wohl fühlen würden", und '10' bedeutet, dass Sie sich damit "vollkommen wohl fühlen würden".

Zu einem/einer Roma

		5	6	7	8
		5	6	7	8
		5	6	7	8
%		EB 83.4	EB 83.4	EB 83.4	EB 83.4
 EU 28		8	5	6	5
 BE		13	9	9	6
 BG		5	4	2	1
 CZ		7	4	2	2
 DK		5	5	5	5
 DE		8	4	6	5
 EE		8	4	4	2
 IE		9	5	5	5
 EL		6	7	4	5
 ES		10	7	7	6
 FR		10	4	6	5
 HR		10	4	6	5
 IT		5	5	6	7
 CY		9	4	4	3
 LV		8	2	3	5
 LT		9	6	3	3
 LU		5	2	3	7
 HU		9	6	4	6
 MT		8	5	5	3
 NL		13	11	11	8
 AT		5	4	6	5
 PL		10	7	6	4
 PT		9	8	7	6
 RO		6	4	5	3
 SI		9	5	3	3
 SK		8	5	3	3
 FI		10	4	6	7
 SE		5	3	5	9
 UK		8	4	5	5

QC14.1 Que vous ayez ou non des enfants, pouvez-vous me dire si vous vous sentiriez à l'aise ou non avec l'idée que l'un de vos enfants ait une relation amoureuse avec une personne appartenant à chacun des groupes suivants, en utilisant une échelle de 1 à 10. '1' signifie que vous vous sentiriez "très mal à l'aise" et '10' que vous vous sentiriez "tout à fait à l'aise".






























Une personne rom

QC14.1 Regardless of whether you have children or not, please tell me, using a scale from 1 to 10, how comfortable you would feel if one of your children was in a love relationship with a person from each of the following groups. '1' means that you would feel, "not at all comfortable" and '10' that you would feel "totally comfortable".

A Roma person

QC14.1 Unabhängig davon, ob Sie Kinder haben oder nicht: Bitte sagen Sie mir anhand einer Skala von 1 bis 10, wie wohl Sie sich jeweils fühlen würden, wenn eines Ihrer Kinder eine Liebesbeziehung zu einer der folgenden Personen hätte. '1' bedeutet, dass Sie sich damit "überhaupt nicht wohl fühlen würden", und '10' bedeutet, dass Sie sich damit "vollkommen wohl fühlen würden".

Zu einem/einer Roma

		9	10 Tout à fait à l'aise	Indifférent (SPONTANE)	Ça dépend (SPONTANE)	NSP
		9	10 Totally comfortable	Indifferent (SPONTANEOUS)	It depends (SPONTANEOUS)	DK
		9	10 Würde mich vollkommen wohl fühlen	Ist mir egal (SPONTAN)	Das kommt darauf an (SPONTAN)	WN
%		EB 83.4	EB 83.4	EB 83.4	EB 83.4	EB 83.4
	EU 28	3	24	6	5	2
	BE	3	17	1	2	1
	BG	1	7	2	4	5
	CZ	1	4	3	1	1
	DK	3	29	7	8	4
	DE	2	15	14	11	3
	EE	1	14	11	7	2
	IE	3	42	4	0	0
	EL	2	10	1	3	1
	ES	4	33	11	4	2
	FR	4	36	3	2	3
	HR	4	18	5	5	4
	IT	4	7	3	6	2
	CY	2	14	2	2	4
	LV	3	18	11	1	3
	LT	1	12	4	1	1
	LU	2	37	13	7	4
	HU	7	22	5	6	2
	MT	3	21	4	1	6
	NL	5	26	3	2	1
	AT	4	16	15	6	2
	PL	4	24	3	2	2
	PT	2	13	12	4	3
	RO	2	18	7	5	3
	SI	3	16	18	7	5
	SK	1	4	6	3	3
	FI	2	26	9	2	2
	SE	6	54	2	1	1
	UK	4	50	2	2	3






























QC14.1 Que vous ayez ou non des enfants, pouvez-vous me dire si vous vous sentiriez à l'aise ou non avec l'idée que l'un de vos enfants ait une relation amoureuse avec une personne appartenant à chacun des groupes suivants, en utilisant une échelle de 1 à 10. '1' signifie que vous vous sentiriez "très mal à l'aise" et '10' que vous vous sentiriez "tout à fait à l'aise".

Une personne rom

QC14.1 Regardless of whether you have children or not, please tell me, using a scale from 1 to 10, how comfortable you would feel if one of your children was in a love relationship with a person from each of the following groups. '1' means that you would feel, "not at all comfortable" and '10' that you would feel "totally comfortable".

A Roma person

QC14.1 Unabhängig davon, ob Sie Kinder haben oder nicht: Bitte sagen Sie mir anhand einer Skala von 1 bis 10, wie wohl Sie sich jeweils fühlen würden, wenn eines Ihrer Kinder eine Liebesbeziehung zu einer der folgenden Personen hätte. '1' bedeutet, dass Sie sich damit "überhaupt nicht wohl fühlen würden", und '10' bedeutet, dass Sie sich damit "vollkommen wohl Zu einem/einer Roma

		Total 'Mal à l'aise (1-4)' Total 'Uncomfortable (1-4)' Gesamt 'Unwohl' (1-4)	Total 'Moyennement à l'aise (5-6)' Total 'Moderately comfortable (5-6)' Gesamt 'Ziemlich wohl' (5-6)	Total 'A l'aise (7-10)' Total 'Comfortable (7-10)' Gesamt 'Wohl' (7-10)
%		EB 83.4	EB 83.4	EB 83.4
	EU 28	34	13	39
	BE	39	22	35
	BG	68	9	11
	CZ	75	11	8
	DK	30	10	41
	DE	31	13	28
	EE	48	12	21
	IE	26	14	55
	EL	61	14	20
	ES	17	17	49
	FR	28	13	50
	HR	39	14	33
	IT	56	10	23
	CY	56	13	23
	LV	46	10	29
	LT	60	15	20
	LU	18	8	50
	HU	34	14	39
	MT	43	14	32
	NL	20	24	51
	AT	37	9	31
	PL	38	17	38
	PT	36	17	28
	RO	46	11	29
	SI	31	14	24
	SK	65	13	11
	FI	31	13	41
	SE	14	8	74
	UK	18	11	63

QC14.2 Que vous ayez ou non des enfants, pouvez-vous me dire si vous vous sentiriez à l'aise ou non avec l'idée que l'un de vos enfants ait une relation amoureuse avec une personne appartenant à chacun des groupes suivants, en utilisant une échelle de 1 à 10. '1' signifie que vous vous sentiriez "très mal à l'aise" et '10' que vous vous sentiriez "tout à fait à l'aise".






























Une personne noire

QC14.2 Regardless of whether you have children or not, please tell me, using a scale from 1 to 10, how comfortable you would feel if one of your children was in a love relationship with a person from each of the following groups. '1' means that you would feel, "not at all comfortable" and '10' that you would feel "totally comfortable".

A black person

QC14.2 Unabhängig davon, ob Sie Kinder haben oder nicht: Bitte sagen Sie mir anhand einer Skala von 1 bis 10, wie wohl Sie sich jeweils fühlen würden, wenn eines Ihrer Kinder eine Liebesbeziehung zu einer der folgenden Personen hätte. '1' bedeutet, dass Sie sich damit "überhaupt nicht wohl fühlen würden", und '10' bedeutet, dass Sie sich damit "vollkommen wohl fühlen würden".

Zu einem/einer Schwarzen

		1 Très mal à l'aise	2	3	4
		1 Not at all comfortable	2	3	4
		1 Würde mich überhaupt nicht wohl fühlen	2	3	4
%		EB 83.4	EB 83.4	EB 83.4	EB 83.4
	EU 28	9	2	3	3
	BE	4	2	3	4
	BG	37	6	5	7
	CZ	30	6	9	8
	DK	5	1	1	1
	DE	8	2	4	4
	EE	22	6	4	4
	IE	5	1	1	2
	EL	20	4	6	6
	ES	3	1	2	3
	FR	4	1	2	1
	HR	12	5	4	3
	IT	6	3	4	4
	CY	31	3	5	3
	LV	28	4	4	2
	LT	36	5	4	3
	LU	3	0	2	0
	HU	18	3	5	4
	MT	23	4	4	6
	NL	2	1	1	1
	AT	13	3	4	6
	PL	15	3	3	4
	PT	4	2	3	5
	RO	20	2	4	4
	SI	14	2	2	3
	SK	28	9	10	8
	FI	5	2	4	3
	SE	3	0	1	1
	UK	3	1	1	1

QC14.2 Que vous ayez ou non des enfants, pouvez-vous me dire si vous vous sentiriez à l'aise ou non avec l'idée que l'un de vos enfants ait une relation amoureuse avec une personne appartenant à chacun des groupes suivants, en utilisant une échelle de 1 à 10. '1' signifie que vous vous sentiriez "très mal à l'aise" et '10' que vous vous sentiriez "tout à fait à l'aise".






























Une personne noire

QC14.2 Regardless of whether you have children or not, please tell me, using a scale from 1 to 10, how comfortable you would feel if one of your children was in a love relationship with a person from each of the following groups. '1' means that you would feel, "not at all comfortable" and '10' that you would feel "totally comfortable".

A black person

QC14.2 Unabhängig davon, ob Sie Kinder haben oder nicht: Bitte sagen Sie mir anhand einer Skala von 1 bis 10, wie wohl Sie sich jeweils fühlen würden, wenn eines Ihrer Kinder eine Liebesbeziehung zu einer der folgenden Personen hätte. '1' bedeutet, dass Sie sich damit "überhaupt nicht wohl fühlen würden", und '10' bedeutet, dass Sie sich damit "vollkommen wohl fühlen würden".

Zu einem/einer Schwarzen

		5	6	7	8
		5	6	7	8
		5	6	7	8
%		EB 83.4	EB 83.4	EB 83.4	EB 83.4
 EU 28		7	6	6	7
 BE		10	8	13	13
 BG		9	7	4	3
 CZ		14	8	3	3
 DK		3	2	4	6
 DE		9	5	5	6
 EE		7	3	5	4
 IE		8	4	4	6
 EL		11	9	8	7
 ES		5	5	8	7
 FR		6	5	4	8
 HR		10	6	6	6
 IT		6	9	9	14
 CY		11	5	3	5
 LV		9	4	4	5
 LT		12	5	4	5
 LU		4	1	3	5
 HU		10	6	6	7
 MT		9	7	6	6
 NL		4	7	9	14
 AT		9	5	4	7
 PL		8	9	6	5
 PT		9	7	8	8
 RO		6	6	4	5
 SI		9	4	4	4
 SK		12	6	5	4
 FI		8	4	6	6
 SE		2	2	2	5
 UK		5	3	3	4

QC14.2 Que vous ayez ou non des enfants, pouvez-vous me dire si vous vous sentiriez à l'aise ou non avec l'idée que l'un de vos enfants ait une relation amoureuse avec une personne appartenant à chacun des groupes suivants, en utilisant une échelle de 1 à 10. '1' signifie que vous vous sentiriez "très mal à l'aise" et '10' que vous vous sentiriez "tout à fait à l'aise".






























Une personne noire

QC14.2 Regardless of whether you have children or not, please tell me, using a scale from 1 to 10, how comfortable you would feel if one of your children was in a love relationship with a person from each of the following groups. '1' means that you would feel, "not at all comfortable" and '10' that you would feel "totally comfortable".

A black person

QC14.2 Unabhängig davon, ob Sie Kinder haben oder nicht: Bitte sagen Sie mir anhand einer Skala von 1 bis 10, wie wohl Sie sich jeweils fühlen würden, wenn eines Ihrer Kinder eine Liebesbeziehung zu einer der folgenden Personen hätte. '1' bedeutet, dass Sie sich damit "überhaupt nicht wohl fühlen würden", und '10' bedeutet, dass Sie sich damit "vollkommen wohl fühlen würden".

Zu einem/einer Schwarzen

		9	10 Tout à fait à l'aise	Indifférent (SPONTANE)	Ça dépend (SPONTANE)	NSP
		9	10 Totally comfortable	Indifferent (SPONTANEOUS)	It depends (SPONTANEOUS)	DK
		9	10 Würde mich vollkommen wohl fühlen	Ist mir egal (SPONTAN)	Das kommt darauf an (SPONTAN)	WN
%		EB 83.4	EB 83.4	EB 83.4	EB 83.4	EB 83.4
 EU 28		5	38	8	3	2
 BE		7	32	2	2	0
 BG		3	8	3	4	5
 CZ		3	7	6	1	1
 DK		3	57	12	5	1
 DE		4	25	18	7	2
 EE		3	20	13	7	3
 IE		5	59	4	0	0
 EL		6	17	2	2	1
 ES		5	44	13	2	1
 FR		5	59	3	1	1
 HR		7	27	6	5	4
 IT		9	21	9	4	1
 CY		2	25	3	2	2
 LV		4	22	11	1	2
 LT		2	19	5	1	1
 LU		5	53	19	2	2
 HU		5	22	6	6	1
 MT		4	24	3	1	3
 NL		6	51	3	1	1
 AT		5	20	16	5	2
 PL		5	35	4	3	1
 PT		5	25	19	3	2
 RO		5	24	11	5	3
 SI		4	23	19	7	5
 SK		2	4	8	3	2
 FI		4	42	13	2	2
 SE		4	76	2	1	1
 UK		5	67	2	2	3






























QC14.2 Que vous ayez ou non des enfants, pouvez-vous me dire si vous vous sentiriez à l'aise ou non avec l'idée que l'un de vos enfants ait une relation amoureuse avec une personne appartenant à chacun des groupes suivants, en utilisant une échelle de 1 à 10. '1' signifie que vous vous sentiriez "très mal à l'aise" et '10' que vous vous sentiriez "tout à fait à l'aise".

Une personne noire

QC14.2 Regardless of whether you have children or not, please tell me, using a scale from 1 to 10, how comfortable you would feel if one of your children was in a love relationship with a person from each of the following groups. '1' means that you would feel, "not at all comfortable" and '10' that you would feel "totally comfortable".

A black person

QC14.2 Unabhängig davon, ob Sie Kinder haben oder nicht: Bitte sagen Sie mir anhand einer Skala von 1 bis 10, wie wohl Sie sich jeweils fühlen würden, wenn eines Ihrer Kinder eine Liebesbeziehung zu einer der folgenden Personen hätte. '1' bedeutet, dass Sie sich damit "überhaupt nicht wohl fühlen würden", und '10' bedeutet, dass Sie sich damit "vollkommen wohl zu einem/einer Schwarzen

		Total 'Mal à l'aise (1-4)'	Total 'Moyennement à l'aise (5-6)'	Total 'A l'aise (7-10)'
		Total 'Uncomfortable (1-4)'	Total 'Moderately comfortable (5-6)'	Total 'Comfortable (7-10)'
		Gesamt 'Unwohl' (1-4)	Gesamt 'Ziemlich wohl' (5-6)	Gesamt 'Wohl' (7-10)
%		EB 83.4	EB 83.4	EB 83.4
 EU 28		17	13	56
 BE		13	18	65
 BG		54	16	18
 CZ		53	22	17
 DK		8	5	70
 DE		19	14	40
 EE		36	10	31
 IE		9	12	74
 EL		36	19	39
 ES		9	10	64
 FR		8	11	76
 HR		23	15	46
 IT		17	15	53
 CY		42	16	35
 LV		38	13	35
 LT		48	17	29
 LU		6	5	66
 HU		30	17	41
 MT		37	15	40
 NL		5	11	80
 AT		26	14	37
 PL		25	17	50
 PT		14	16	47
 RO		31	12	38
 SI		20	13	36
 SK		55	18	15
 FI		14	12	57
 SE		5	4	87
 UK		6	8	79

QC14.3 Que vous ayez ou non des enfants, pouvez-vous me dire si vous vous sentiriez à l'aise ou non avec l'idée que l'un de vos enfants ait une relation amoureuse avec une personne appartenant à chacun des groupes suivants, en utilisant une échelle de 1 à 10. '1' signifie que vous vous sentiriez "très mal à l'aise" et '10' que vous vous sentiriez "tout à fait à l'aise".






























Une personne asiatique

QC14.3 Regardless of whether you have children or not, please tell me, using a scale from 1 to 10, how comfortable you would feel if one of your children was in a love relationship with a person from each of the following groups. '1' means that you would feel, "not at all comfortable" and '10' that you would feel "totally comfortable".

An Asian person

QC14.3 Unabhängig davon, ob Sie Kinder haben oder nicht: Bitte sagen Sie mir anhand einer Skala von 1 bis 10, wie wohl Sie sich jeweils fühlen würden, wenn eines Ihrer Kinder eine Liebesbeziehung zu einer der folgenden Personen hätte. '1' bedeutet, dass Sie sich damit "überhaupt nicht wohl fühlen würden", und '10' bedeutet, dass Sie sich damit "vollkommen wohl fühlen würden".

Zu einem Asiaten/einer Asiatin

		1 Très mal à l'aise	2	3	4
		1 Not at all comfortable	2	3	4
		1 Würde mich überhaupt nicht wohl fühlen	2	3	4
%		EB 83.4	EB 83.4	EB 83.4	EB 83.4
 EU 28		7	2	3	3
 BE		2	1	2	3
 BG		22	4	5	5
 CZ		30	7	8	7
 DK		3	1	1	1
 DE		3	2	3	3
 EE		15	4	4	5
 IE		4	1	1	3
 EL		16	4	6	8
 ES		3	1	2	2
 FR		3	1	1	1
 HR		9	6	4	4
 IT		6	3	4	4
 CY		32	4	5	4
 LV		22	3	3	4
 LT		31	6	4	3
 LU		2	0	1	1
 HU		13	2	4	5
 MT		16	3	3	4
 NL		1	1	1	1
 AT		6	2	3	4
 PL		15	2	2	4
 PT		5	2	3	6
 RO		19	3	3	4
 SI		13	2	2	3
 SK		22	9	8	10
 FI		7	2	3	3
 SE		2	0	1	0
 UK		4	1	2	1

QC14.3 Que vous ayez ou non des enfants, pouvez-vous me dire si vous vous sentiriez à l'aise ou non avec l'idée que l'un de vos enfants ait une relation amoureuse avec une personne appartenant à chacun des groupes suivants, en utilisant une échelle de 1 à 10. '1' signifie que vous vous sentiriez "très mal à l'aise" et '10' que vous vous sentiriez "tout à fait à l'aise".






























Une personne asiatique

QC14.3 Regardless of whether you have children or not, please tell me, using a scale from 1 to 10, how comfortable you would feel if one of your children was in a love relationship with a person from each of the following groups. '1' means that you would feel, "not at all comfortable" and '10' that you would feel "totally comfortable".

An Asian person

QC14.3 Unabhängig davon, ob Sie Kinder haben oder nicht: Bitte sagen Sie mir anhand einer Skala von 1 bis 10, wie wohl Sie sich jeweils fühlen würden, wenn eines Ihrer Kinder eine Liebesbeziehung zu einer der folgenden Personen hätte. '1' bedeutet, dass Sie sich damit "überhaupt nicht wohl fühlen würden", und '10' bedeutet, dass Sie sich damit "vollkommen wohl fühlen würden".

Zu einem Asiaten/einer Asiatin

		5	6	7	8
		5	6	7	8
		5	6	7	8
%		EB 83.4	EB 83.4	EB 83.4	EB 83.4
 EU 28		7	5	6	7
 BE		8	7	12	16
 BG		11	7	6	5
 CZ		13	8	6	3
 DK		3	1	4	5
 DE		9	5	6	8
 EE		8	4	5	4
 IE		8	4	4	5
 EL		9	9	7	9
 ES		5	6	9	7
 FR		4	3	5	7
 HR		8	5	6	5
 IT		7	9	10	11
 CY		11	6	4	4
 LV		11	3	5	6
 LT		12	6	4	5
 LU		3	1	3	3
 HU		10	7	6	6
 MT		13	6	5	5
 NL		4	6	11	14
 AT		7	5	6	9
 PL		10	8	6	6
 PT		6	5	3	5
 RO		8	4	6	5
 SI		9	3	5	6
 SK		13	6	5	5
 FI		6	3	6	5
 SE		2	1	3	5
 UK		6	3	4	5

QC14.3 Que vous ayez ou non des enfants, pouvez-vous me dire si vous vous sentiriez à l'aise ou non avec l'idée que l'un de vos enfants ait une relation amoureuse avec une personne appartenant à chacun des groupes suivants, en utilisant une échelle de 1 à 10. '1' signifie que vous vous sentiriez "très mal à l'aise" et '10' que vous vous sentiriez "tout à fait à l'aise".






























Une personne asiatique

QC14.3 Regardless of whether you have children or not, please tell me, using a scale from 1 to 10, how comfortable you would feel if one of your children was in a love relationship with a person from each of the following groups. '1' means that you would feel, "not at all comfortable" and '10' that you would feel "totally comfortable".

An Asian person

QC14.3 Unabhängig davon, ob Sie Kinder haben oder nicht: Bitte sagen Sie mir anhand einer Skala von 1 bis 10, wie wohl Sie sich jeweils fühlen würden, wenn eines Ihrer Kinder eine Liebesbeziehung zu einer der folgenden Personen hätte. '1' bedeutet, dass Sie sich damit "überhaupt nicht wohl fühlen würden", und '10' bedeutet, dass Sie sich damit "vollkommen wohl fühlen würden".

Zu einem Asiaten/einer Asiatin

		9	10 Tout à fait à l'aise	Indifférent (SPONTANE)	Ça dépend (SPONTANE)	NSP
		9	10 Totally comfortable	Indifferent (SPONTANEOUS)	It depends (SPONTANEOUS)	DK
		9	10 Würde mich vollkommen wohl fühlen	Ist mir egal (SPONTAN)	Das kommt darauf an (SPONTAN)	WN
%		EB 83.4	EB 83.4	EB 83.4	EB 83.4	EB 83.4
 EU 28		5	40	10	3	2
 BE		7	37	2	2	1
 BG		3	13	5	7	7
 CZ		2	7	7	1	1
 DK		3	61	12	4	2
 DE		4	28	22	7	1
 EE		3	24	16	6	3
 IE		5	59	5	0	0
 EL		6	21	3	2	1
 ES		5	44	12	2	1
 FR		6	64	4	0	2
 HR		8	27	6	6	4
 IT		8	22	10	4	1
 CY		2	23	2	1	2
 LV		3	23	13	1	3
 LT		3	20	5	1	1
 LU		4	55	22	3	2
 HU		6	25	7	6	1
 MT		5	31	4	1	5
 NL		6	50	3	1	1
 AT		6	25	21	4	2
 PL		3	36	4	3	2
 PT		11	28	21	3	2
 RO		5	24	12	5	3
 SI		3	23	20	7	5
 SK		1	4	11	3	2
 FI		3	45	13	2	2
 SE		4	78	2	1	1
 UK		5	64	2	2	2






























QC14.3 Que vous ayez ou non des enfants, pouvez-vous me dire si vous vous sentiriez à l'aise ou non avec l'idée que l'un de vos enfants ait une relation amoureuse avec une personne appartenant à chacun des groupes suivants, en utilisant une échelle de 1 à 10. '1' signifie que vous vous sentiriez "très mal à l'aise" et '10' que vous vous sentiriez "tout à fait à l'aise".

Une personne asiatique

QC14.3 Regardless of whether you have children or not, please tell me, using a scale from 1 to 10, how comfortable you would feel if one of your children was in a love relationship with a person from each of the following groups. '1' means that you would feel, "not at all comfortable" and '10' that you would feel "totally comfortable".

An Asian person

QC14.3 Unabhängig davon, ob Sie Kinder haben oder nicht: Bitte sagen Sie mir anhand einer Skala von 1 bis 10, wie wohl Sie sich jeweils fühlen würden, wenn eines Ihrer Kinder eine Liebesbeziehung zu einer der folgenden Personen hätte. '1' bedeutet, dass Sie sich damit "überhaupt nicht wohl fühlen würden", und '10' bedeutet, dass Sie sich damit "vollkommen wohl Zu einem Asiaten/einer Asiatin

		Total 'Mal à l'aise (1-4)'	Total 'Moyennement à l'aise (5-6)'	Total 'A l'aise (7-10)'
		Total 'Uncomfortable (1-4)'	Total 'Moderately comfortable (5-6)'	Total 'Comfortable (7-10)'
		Gesamt 'Unwohl' (1-4)	Gesamt 'Ziemlich wohl' (5-6)	Gesamt 'Wohl' (7-10)
%		EB 83.4	EB 83.4	EB 83.4
 EU 28		14	12	59
 BE		8	15	72
 BG		36	18	27
 CZ		51	21	18
 DK		6	4	73
 DE		11	13	46
 EE		27	12	36
 IE		9	12	74
 EL		34	17	42
 ES		8	11	66
 FR		5	7	81
 HR		24	13	46
 IT		17	16	52
 CY		44	17	33
 LV		33	14	38
 LT		44	17	31
 LU		4	4	65
 HU		25	17	43
 MT		26	19	45
 NL		4	9	81
 AT		14	12	47
 PL		23	18	50
 PT		16	10	48
 RO		29	11	40
 SI		19	12	37
 SK		48	19	15
 FI		14	9	59
 SE		3	3	90
 UK		8	8	78

QC14.4 Que vous ayez ou non des enfants, pouvez-vous me dire si vous vous sentiriez à l'aise ou non avec l'idée que l'un de vos enfants ait une relation amoureuse avec une personne appartenant à chacun des groupes suivants, en utilisant une échelle de 1 à 10. '1' signifie que vous vous sentiriez "très mal à l'aise" et '10' que vous vous sentiriez "tout à fait à l'aise".






























Une personne blanche

QC14.4 Regardless of whether you have children or not, please tell me, using a scale from 1 to 10, how comfortable you would feel if one of your children was in a love relationship with a person from each of the following groups. '1' means that you would feel, "not at all comfortable" and '10' that you would feel "totally comfortable".

A white person

QC14.4 Unabhängig davon, ob Sie Kinder haben oder nicht: Bitte sagen Sie mir anhand einer Skala von 1 bis 10, wie wohl Sie sich jeweils fühlen würden, wenn eines Ihrer Kinder eine Liebesbeziehung zu einer der folgenden Personen hätte. '1' bedeutet, dass Sie sich damit "überhaupt nicht wohl fühlen würden", und '10' bedeutet, dass Sie sich damit "vollkommen wohl fühlen würden".

Zu einem/einer Weißen

		1 Très mal à l'aise	2	3	4
		1 Not at all comfortable	2	3	4
		1 Würde mich überhaupt nicht wohl fühlen	2	3	4
%		EB 83.4	EB 83.4	EB 83.4	EB 83.4
 EU 28		1	0	0	1
 BE		0	0	0	1
 BG		1	0	0	0
 CZ		1	0	1	1
 DK		0	0	0	0
 DE		0	0	0	1
 EE		1	0	0	0
 IE		0	0	0	0
 EL		1	0	0	0
 ES		0	0	0	0
 FR		0	0	0	0
 HR		1	0	0	1
 IT		1	1	1	1
 CY		2	0	0	0
 LV		1	0	0	0
 LT		1	0	0	0
 LU		1	0	0	0
 HU		1	1	0	1
 MT		1	0	0	0
 NL		0	0	0	0
 AT		0	0	0	1
 PL		2	0	1	1
 PT		1	0	0	1
 RO		2	0	1	2
 SI		1	0	0	1
 SK		1	1	1	1
 FI		1	1	1	1
 SE		1	0	0	0
 UK		1	0	0	0






























QC14.4 Que vous ayez ou non des enfants, pouvez-vous me dire si vous vous sentiriez à l'aise ou non avec l'idée que l'un de vos enfants ait une relation amoureuse avec une personne appartenant à chacun des groupes suivants, en utilisant une échelle de 1 à 10. '1' signifie que vous vous sentiriez "très mal à l'aise" et '10' que vous vous sentiriez "tout à fait à l'aise".

Une personne blanche

QC14.4 Regardless of whether you have children or not, please tell me, using a scale from 1 to 10, how comfortable you would feel if one of your children was in a love relationship with a person from each of the following groups. '1' means that you would feel, "not at all comfortable" and '10' that you would feel "totally comfortable".

A white person

QC14.4 Unabhängig davon, ob Sie Kinder haben oder nicht: Bitte sagen Sie mir anhand einer Skala von 1 bis 10, wie wohl Sie sich jeweils fühlen würden, wenn eines Ihrer Kinder eine Liebesbeziehung zu einer der folgenden Personen hätte. '1' bedeutet, dass Sie sich damit "überhaupt nicht wohl fühlen würden", und '10' bedeutet, dass Sie sich damit "vollkommen wohl fühlen".
Zu einem/einer Weißen

		5	6	7	8
		5	6	7	8
		5	6	7	8
		5	6	7	8
%		EB 83.4	EB 83.4	EB 83.4	EB 83.4
 EU 28		2	2	3	5
 BE		2	2	6	14
 BG		1	1	1	3
 CZ		4	2	2	3
 DK		1	0	0	2
 DE		4	1	2	5
 EE		2	0	1	1
 IE		1	2	2	3
 EL		1	1	1	4
 ES		0	1	4	6
 FR		1	1	2	4
 HR		3	2	2	6
 IT		1	3	5	8
 CY		1	0	2	3
 LV		1	0	1	2
 LT		2	2	2	1
 LU		1	0	1	1
 HU		2	1	3	5
 MT		2	1	2	5
 NL		2	2	5	13
 AT		1	1	3	6
 PL		2	4	3	3
 PT		2	1	3	5
 RO		3	3	2	2
 SI		4	1	2	2
 SK		7	3	2	6
 FI		3	1	2	3
 SE		0	1	1	2
 UK		2	1	2	3

QC14.4 Que vous ayez ou non des enfants, pouvez-vous me dire si vous vous sentiriez à l'aise ou non avec l'idée que l'un de vos enfants ait une relation amoureuse avec une personne appartenant à chacun des groupes suivants, en utilisant une échelle de 1 à 10. '1' signifie que vous vous sentiriez "très mal à l'aise" et '10' que vous vous sentiriez "tout à fait à l'aise".






























Une personne blanche

QC14.4 Regardless of whether you have children or not, please tell me, using a scale from 1 to 10, how comfortable you would feel if one of your children was in a love relationship with a person from each of the following groups. '1' means that you would feel, "not at all comfortable" and '10' that you would feel "totally comfortable".

A white person

QC14.4 Unabhängig davon, ob Sie Kinder haben oder nicht: Bitte sagen Sie mir anhand einer Skala von 1 bis 10, wie wohl Sie sich jeweils fühlen würden, wenn eines Ihrer Kinder eine Liebesbeziehung zu einer der folgenden Personen hätte. '1' bedeutet, dass Sie sich damit "überhaupt nicht wohl fühlen würden", und '10' bedeutet, dass Sie sich damit "vollkommen wohl fühlen würden".

Zu einem/einer Weißen

		9	10 Tout à fait à l'aise	Indifférent (SPONTANE)	Ça dépend (SPONTANE)	NSP
		9	10 Totally comfortable	Indifferent (SPONTANEOUS)	It depends (SPONTANEOUS)	DK
		9	10 Würde mich vollkommen wohl fühlen	Ist mir egal (SPONTAN)	Das kommt darauf an (SPONTAN)	WN
%		EB 83.4	EB 83.4	EB 83.4	EB 83.4	EB 83.4
	EU 28	6	68	10	2	1
	BE	11	58	2	2	0
	BG	7	77	3	2	4
	CZ	4	68	13	1	1
	DK	2	80	12	1	1
	DE	5	55	22	5	1
	EE	2	67	20	4	1
	IE	5	84	3	0	0
	EL	8	79	2	1	1
	ES	8	65	14	1	0
	FR	5	81	4	0	1
	HR	7	68	4	5	2
	IT	11	56	11	2	0
	CY	4	83	3	1	1
	LV	1	77	15	1	2
	LT	3	83	5	1	0
	LU	2	69	22	2	2
	HU	7	67	5	5	1
	MT	5	77	5	1	2
	NL	8	66	3	1	1
	AT	5	58	19	4	1
	PL	5	72	4	2	1
	PT	13	49	20	2	2
	RO	3	67	10	2	2
	SI	7	53	17	7	4
	SK	9	53	13	2	2
	FI	5	67	14	2	2
	SE	2	91	1	0	1
	UK	4	82	2	2	2






























QC14.4 Que vous ayez ou non des enfants, pouvez-vous me dire si vous vous sentiriez à l'aise ou non avec l'idée que l'un de vos enfants ait une relation amoureuse avec une personne appartenant à chacun des groupes suivants, en utilisant une échelle de 1 à 10. '1' signifie que vous vous sentiriez "très mal à l'aise" et '10' que vous vous sentiriez "tout à fait à l'aise".

Une personne blanche

QC14.4 Regardless of whether you have children or not, please tell me, using a scale from 1 to 10, how comfortable you would feel if one of your children was in a love relationship with a person from each of the following groups. '1' means that you would feel, "not at all comfortable" and '10' that you would feel "totally comfortable".

A white person

QC14.4 Unabhängig davon, ob Sie Kinder haben oder nicht: Bitte sagen Sie mir anhand einer Skala von 1 bis 10, wie wohl Sie sich jeweils fühlen würden, wenn eines Ihrer Kinder eine Liebesbeziehung zu einer der folgenden Personen hätte. '1' bedeutet, dass Sie sich damit "überhaupt nicht wohl fühlen würden", und '10' bedeutet, dass Sie sich damit "vollkommen wohl Zu einem/einer Weißen

		Total 'Mal à l'aise (1-4)'	Total 'Moyennement à l'aise (5-6)'	Total 'A l'aise (7-10)'
		Total 'Uncomfortable (1-4)'	Total 'Moderately comfortable (5-6)'	Total 'Comfortable (7-10)'
		Gesamt 'Unwohl' (1-4)	Gesamt 'Ziemlich wohl' (5-6)	Gesamt 'Wohl' (7-10)
%		EB 83.4	EB 83.4	EB 83.4
	EU 28	2	3	82
	BE	1	4	90
	BG	1	2	88
	CZ	2	6	77
	DK	1	1	84
	DE	2	5	66
	EE	1	2	71
	IE	0	3	93
	EL	2	2	92
	ES	0	1	83
	FR	0	2	92
	HR	2	4	83
	IT	2	4	81
	CY	2	1	92
	LV	1	1	81
	LT	2	3	89
	LU	1	1	73
	HU	2	3	83
	MT	1	3	89
	NL	0	3	92
	AT	1	2	72
	PL	4	6	82
	PT	2	4	71
	RO	6	6	74
	SI	2	5	64
	SK	3	9	71
	FI	2	4	76
	SE	1	1	96
	UK	2	3	90






























QC14.5 Que vous ayez ou non des enfants, pouvez-vous me dire si vous vous sentiriez à l'aise ou non avec l'idée que l'un de vos enfants ait une relation amoureuse avec une personne appartenant à chacun des groupes suivants, en utilisant une échelle de 1 à 10. '1' signifie que vous vous sentiriez "très mal à l'aise" et '10' que vous vous sentiriez "tout à fait à l'aise".

Une personne juive

QC14.5 Regardless of whether you have children or not, please tell me, using a scale from 1 to 10, how comfortable you would feel if one of your children was in a love relationship with a person from each of the following groups. '1' means that you would feel, "not at all comfortable" and '10' that you would feel "totally comfortable".

A Jewish person






























QC14.5 Unabhängig davon, ob Sie Kinder haben oder nicht: Bitte sagen Sie mir anhand einer Skala von 1 bis 10, wie wohl Sie sich jeweils fühlen würden, wenn eines Ihrer Kinder eine Liebesbeziehung zu einer der folgenden Personen hätte. '1' bedeutet, dass Sie sich damit "überhaupt nicht wohl fühlen würden", und '10' bedeutet, dass Sie sich damit "vollkommen wohl fühlen

		1 Très mal à l'aise	2	3	4
		1 Not at all comfortable	2	3	4
		1 Würde mich überhaupt nicht wohl fühlen	2	3	4
%		EB 83.4	EB 83.4	EB 83.4	EB 83.4
	EU 28	7	2	2	3
	BE	4	1	4	5
	BG	13	2	3	3
	CZ	12	4	6	4
	DK	5	1	1	1
	DE	4	2	2	3
	EE	10	2	2	2
	IE	5	1	2	3
	EL	22	4	5	4
	ES	4	1	2	2
	FR	4	1	1	1
	HR	9	6	4	3
	IT	4	2	2	4
	CY	34	4	4	3
	LV	14	2	2	3
	LT	24	3	3	3
	LU	2	2	1	1
	HU	9	1	2	4
	MT	21	2	5	4
	NL	1	0	2	2
	AT	6	2	3	3
	PL	14	2	3	3
	PT	6	2	4	4
	RO	22	5	4	4
	SI	12	1	2	2
	SK	15	4	7	8
	FI	7	2	2	3
	SE	2	0	1	0
	UK	4	1	1	1

QC14.5 Que vous ayez ou non des enfants, pouvez-vous me dire si vous vous sentiriez à l'aise ou non avec l'idée que l'un de vos enfants ait une relation amoureuse avec une personne appartenant à chacun des groupes suivants, en utilisant une échelle de 1 à 10. '1' signifie que vous vous sentiriez "très mal à l'aise" et '10' que vous vous sentiriez "tout à fait à l'aise". Une personne juive

QC14.5 Regardless of whether you have children or not, please tell me, using a scale from 1 to 10, how comfortable you would feel if one of your children was in a love relationship with a person from each of the following groups. '1' means that you would feel, "not at all comfortable" and '10' that you would feel "totally comfortable". A Jewish person

QC14.5 Unabhängig davon, ob Sie Kinder haben oder nicht: Bitte sagen Sie mir anhand einer Skala von 1 bis 10, wie wohl Sie sich jeweils fühlen würden, wenn eines Ihrer Kinder eine Liebesbeziehung zu einer der folgenden Personen hätte. '1' bedeutet, dass Sie sich damit "überhaupt nicht wohl fühlen würden", und '10' bedeutet, dass Sie sich damit "vollkommen wohl fühlen". Zu einem Juden/einer Jüdin

		5	6	7	8
		5	6	7	8
		5	6	7	8
%		EB 83.4	EB 83.4	EB 83.4	EB 83.4
 EU 28		7	5	6	7
 BE		12	8	12	11
 BG		9	6	6	7
 CZ		14	8	6	5
 DK		3	2	3	7
 DE		8	5	4	6
 EE		8	4	3	5
 IE		7	5	5	4
 EL		8	7	6	9
 ES		6	5	9	8
 FR		5	3	6	8
 HR		7	5	6	6
 IT		6	7	9	10
 CY		12	3	3	7
 LV		9	4	3	6
 LT		12	5	4	6
 LU		4	1	3	3
 HU		9	7	5	8
 MT		11	7	7	4
 NL		5	7	12	14
 AT		7	6	7	8
 PL		9	9	4	4
 PT		7	5	3	4
 RO		6	6	3	4
 SI		9	3	4	6
 SK		15	9	4	7
 FI		7	3	5	5
 SE		5	2	4	8
 UK		5	3	4	4

QC14.5 Que vous ayez ou non des enfants, pouvez-vous me dire si vous vous sentiriez à l'aise ou non avec l'idée que l'un de vos enfants ait une relation amoureuse avec une personne appartenant à chacun des groupes suivants, en utilisant une échelle de 1 à 10. '1' signifie que vous vous sentiriez "très mal à l'aise" et '10' que vous vous sentiriez "tout à fait à l'aise".






























Une personne juive

QC14.5 Regardless of whether you have children or not, please tell me, using a scale from 1 to 10, how comfortable you would feel if one of your children was in a love relationship with a person from each of the following groups. '1' means that you would feel, "not at all comfortable" and '10' that you would feel "totally comfortable".

A Jewish person

QC14.5 Unabhängig davon, ob Sie Kinder haben oder nicht: Bitte sagen Sie mir anhand einer Skala von 1 bis 10, wie wohl Sie sich jeweils fühlen würden, wenn eines Ihrer Kinder eine Liebesbeziehung zu einer der folgenden Personen hätte. '1' bedeutet, dass Sie sich damit "überhaupt nicht wohl fühlen würden", und '10' bedeutet, dass Sie sich damit "vollkommen wohl fühlen

Zu einem Juden/einer Jüdin

		9	10 Tout à fait à l'aise	Indifférent (SPONTANE)	Ça dépend (SPONTANE)	NSP
		9	10 Totally comfortable	Indifferent (SPONTANEOUS)	It depends (SPONTANEOUS)	DK
		9	10 Würde mich vollkommen wohl fühlen	Ist mir egal (SPONTAN)	Das kommt darauf an (SPONTAN)	WN
%		EB 83.4	EB 83.4	EB 83.4	EB 83.4	EB 83.4
 EU 28		6	41	10	3	2
 BE		7	32	2	2	1
 BG		5	24	9	6	8
 CZ		5	18	15	1	1
 DK		4	54	11	6	2
 DE		4	31	23	6	2
 EE		4	32	20	6	3
 IE		5	58	5	0	0
 EL		7	21	3	2	1
 ES		4	43	15	2	1
 FR		5	58	4	1	3
 HR		7	31	7	6	4
 IT		12	31	10	3	1
 CY		4	20	2	2	2
 LV		3	37	14	1	2
 LT		5	27	6	2	1
 LU		3	52	19	5	3
 HU		7	33	8	6	1
 MT		4	27	3	1	5
 NL		6	47	2	1	1
 AT		5	26	20	5	2
 PL		5	39	4	3	1
 PT		10	28	22	3	2
 RO		4	23	12	5	3
 SI		5	24	20	7	5
 SK		2	7	15	3	3
 FI		4	43	13	2	3
 SE		6	67	2	2	1
 UK		5	66	2	2	2






























QC14.5 Que vous ayez ou non des enfants, pouvez-vous me dire si vous vous sentiriez à l'aise ou non avec l'idée que l'un de vos enfants ait une relation amoureuse avec une personne appartenant à chacun des groupes suivants, en utilisant une échelle de 1 à 10. '1' signifie que vous vous sentiriez "très mal à l'aise" et '10' que vous vous sentiriez "tout à fait à l'aise".

Une personne juive

QC14.5 Regardless of whether you have children or not, please tell me, using a scale from 1 to 10, how comfortable you would feel if one of your children was in a love relationship with a person from each of the following groups. '1' means that you would feel, "not at all comfortable" and '10' that you would feel "totally comfortable".

A Jewish person

QC14.5 Unabhängig davon, ob Sie Kinder haben oder nicht: Bitte sagen Sie mir anhand einer Skala von 1 bis 10, wie wohl Sie sich jeweils fühlen würden, wenn eines Ihrer Kinder eine Liebesbeziehung zu einer der folgenden Personen hätte. '1' bedeutet, dass Sie sich damit "überhaupt nicht wohl fühlen würden", und '10' bedeutet, dass Sie sich damit "vollkommen wohl zu einem Juden/einer Jüdin

		Total 'Mal à l'aise (1-4)'	Total 'Moyennement à l'aise (5-6)'	Total 'A l'aise (7-10)'
		Total 'Uncomfortable (1-4)'	Total 'Moderately comfortable (5-6)'	Total 'Comfortable (7-10)'
		Gesamt 'Unwohl' (1-4)	Gesamt 'Ziemlich wohl' (5-6)	Gesamt 'Wohl' (7-10)
%		EB 83.4	EB 83.4	EB 83.4
 EU 28		13	12	59
 BE		13	20	62
 BG		21	16	42
 CZ		27	22	34
 DK		8	5	68
 DE		10	13	45
 EE		16	12	44
 IE		10	12	72
 EL		36	15	43
 ES		9	10	64
 FR		7	8	77
 HR		22	12	50
 IT		12	13	61
 CY		45	15	34
 LV		21	13	48
 LT		33	17	42
 LU		6	5	61
 HU		16	16	54
 MT		32	18	42
 NL		5	12	79
 AT		14	13	47
 PL		22	18	52
 PT		16	12	45
 RO		35	12	33
 SI		17	12	39
 SK		35	24	21
 FI		15	10	57
 SE		4	7	85
 UK		7	8	79

QC14.6 Que vous ayez ou non des enfants, pouvez-vous me dire si vous vous sentiriez à l'aise ou non avec l'idée que l'un de vos enfants ait une relation amoureuse avec une personne appartenant à chacun des groupes suivants, en utilisant une échelle de 1 à 10. '1' signifie que vous vous sentiriez "très mal à l'aise" et '10' que vous vous sentiriez "tout à fait à l'aise".






























Une personne musulmane

QC14.6 Regardless of whether you have children or not, please tell me, using a scale from 1 to 10, how comfortable you would feel if one of your children was in a love relationship with a person from each of the following groups. '1' means that you would feel, "not at all comfortable" and '10' that you would feel "totally comfortable".

A Muslim person

QC14.6 Unabhängig davon, ob Sie Kinder haben oder nicht: Bitte sagen Sie mir anhand einer Skala von 1 bis 10, wie wohl Sie sich jeweils fühlen würden, wenn eines Ihrer Kinder eine Liebesbeziehung zu einer der folgenden Personen hätte. '1' bedeutet, dass Sie sich damit "überhaupt nicht wohl fühlen würden", und '10' bedeutet, dass Sie sich damit "vollkommen wohl fühlen würden"






























Zu einem Muslim/einer Muslimin

		1 Très mal à l'aise	2	3	4
		1 Not at all comfortable	2	3	4
		1 Würde mich überhaupt nicht wohl fühlen	2	3	4
%		EB 83.4	EB 83.4	EB 83.4	EB 83.4
	EU 28	16	4	5	5
	BE	11	5	5	6
	BG	32	5	5	4
	CZ	54	8	6	5
	DK	18	3	4	3
	DE	15	4	7	6
	EE	31	5	6	3
	IE	13	3	4	3
	EL	28	6	6	6
	ES	9	3	4	4
	FR	9	4	3	2
	HR	14	6	4	3
	IT	15	4	8	7
	CY	46	5	4	4
	LV	37	3	5	5
	LT	43	6	5	4
	LU	8	2	4	3
	HU	17	3	6	7
	MT	33	7	6	5
	NL	10	3	4	5
	AT	18	4	6	6
	PL	32	4	5	4
	PT	12	3	5	6
	RO	25	4	3	4
	SI	14	2	3	3
	SK	37	10	10	7
	FI	14	4	5	5
	SE	7	3	3	2
	UK	11	2	2	2

QC14.6 Que vous ayez ou non des enfants, pouvez-vous me dire si vous vous sentiriez à l'aise ou non avec l'idée que l'un de vos enfants ait une relation amoureuse avec une personne appartenant à chacun des groupes suivants, en utilisant une échelle de 1 à 10. '1' signifie que vous vous sentiriez "très mal à l'aise" et '10' que vous vous sentiriez "tout à fait à l'aise".
Une personne musulmane

QC14.6 Regardless of whether you have children or not, please tell me, using a scale from 1 to 10, how comfortable you would feel if one of your children was in a love relationship with a person from each of the following groups. '1' means that you would feel, "not at all comfortable" and '10' that you would feel "totally comfortable".
A Muslim person

QC14.6 Unabhängig davon, ob Sie Kinder haben oder nicht: Bitte sagen Sie mir anhand einer Skala von 1 bis 10, wie wohl Sie sich jeweils fühlen würden, wenn eines Ihrer Kinder eine Liebesbeziehung zu einer der folgenden Personen hätte. '1' bedeutet, dass Sie sich damit "überhaupt nicht wohl fühlen würden", und '10' bedeutet, dass Sie sich damit "vollkommen wohl fühlen würden".
Zu einem Muslim/einer Muslimin

		5	6	7	8
		5	6	7	8
		5	6	7	8
		5	6	7	8
%		EB 83.4	EB 83.4	EB 83.4	EB 83.4
 EU 28		9	5	6	6
 BE		14	9	11	10
 BG		10	6	4	4
 CZ		8	5	2	2
 DK		6	3	5	6
 DE		9	3	5	5
 EE		9	3	4	2
 IE		10	6	5	5
 EL		8	6	5	8
 ES		9	7	7	6
 FR		9	5	6	7
 HR		6	6	7	5
 IT		7	8	8	9
 CY		10	3	2	3
 LV		8	3	3	5
 LT		9	6	2	4
 LU		9	2	5	5
 HU		10	7	5	7
 MT		11	4	5	3
 NL		10	9	12	11
 AT		9	6	7	7
 PL		8	6	5	4
 PT		7	5	4	6
 RO		8	5	3	5
 SI		9	4	4	4
 SK		9	5	4	2
 FI		10	5	5	6
 SE		8	4	7	9
 UK		7	3	4	4

QC14.6 Que vous ayez ou non des enfants, pouvez-vous me dire si vous vous sentiriez à l'aise ou non avec l'idée que l'un de vos enfants ait une relation amoureuse avec une personne appartenant à chacun des groupes suivants, en utilisant une échelle de 1 à 10. '1' signifie que vous vous sentiriez "très mal à l'aise" et '10' que vous vous sentiriez "tout à fait à l'aise".






























Une personne musulmane

QC14.6 Regardless of whether you have children or not, please tell me, using a scale from 1 to 10, how comfortable you would feel if one of your children was in a love relationship with a person from each of the following groups. '1' means that you would feel, "not at all comfortable" and '10' that you would feel "totally comfortable".

A Muslim person

QC14.6 Unabhängig davon, ob Sie Kinder haben oder nicht: Bitte sagen Sie mir anhand einer Skala von 1 bis 10, wie wohl Sie sich jeweils fühlen würden, wenn eines Ihrer Kinder eine Liebesbeziehung zu einer der folgenden Personen hätte. '1' bedeutet, dass Sie sich damit "überhaupt nicht wohl fühlen würden", und '10' bedeutet, dass Sie sich damit "vollkommen wohl fühlen würden".

Zu einem Muslim/einer Muslimin

		9	10 Tout à fait à l'aise	Indifférent (SPONTANE)	Ça dépend (SPONTANE)	NSP
		9	10 Totally comfortable	Indifferent (SPONTANEOUS)	It depends (SPONTANEOUS)	DK
		9	10 Würde mich vollkommen wohl fühlen	Ist mir egal (SPONTAN)	Das kommt darauf an (SPONTAN)	WN
%		EB 83.4	EB 83.4	EB 83.4	EB 83.4	EB 83.4
 EU 28		4	27	7	5	2
 BE		4	21	1	2	1
 BG		2	14	3	5	6
 CZ		1	3	4	1	1
 DK		3	30	6	10	2
 DE		3	18	13	12	2
 EE		2	13	11	7	2
 IE		3	44	4	0	0
 EL		7	15	2	2	1
 ES		5	31	10	3	1
 FR		5	44	3	1	2
 HR		7	27	5	5	4
 IT		6	12	5	7	2
 CY		2	15	1	1	2
 LV		2	16	11	1	2
 LT		2	13	4	1	1
 LU		4	36	14	7	3
 HU		5	19	7	6	1
 MT		3	17	3	1	4
 NL		3	28	2	1	1
 AT		5	15	11	6	2
 PL		2	20	3	3	2
 PT		9	22	16	4	2
 RO		4	20	10	5	3
 SI		3	21	19	8	5
 SK		1	3	6	3	3
 FI		2	29	10	3	3
 SE		5	47	2	2	1
 UK		5	54	2	2	2






























QC14.6 Que vous ayez ou non des enfants, pouvez-vous me dire si vous vous sentiriez à l'aise ou non avec l'idée que l'un de vos enfants ait une relation amoureuse avec une personne appartenant à chacun des groupes suivants, en utilisant une échelle de 1 à 10. '1' signifie que vous vous sentiriez "très mal à l'aise" et '10' que vous vous sentiriez "tout à fait à l'aise".

Une personne musulmane

QC14.6 Regardless of whether you have children or not, please tell me, using a scale from 1 to 10, how comfortable you would feel if one of your children was in a love relationship with a person from each of the following groups. '1' means that you would feel, "not at all comfortable" and '10' that you would feel "totally comfortable".

A Muslim person

QC14.6 Unabhängig davon, ob Sie Kinder haben oder nicht: Bitte sagen Sie mir anhand einer Skala von 1 bis 10, wie wohl Sie sich jeweils fühlen würden, wenn eines Ihrer Kinder eine Liebesbeziehung zu einer der folgenden Personen hätte. '1' bedeutet, dass Sie sich damit "überhaupt nicht wohl fühlen würden", und '10' bedeutet, dass Sie sich damit "vollkommen wohl Zu einem Muslim/einer Muslimin

		Total 'Mal à l'aise (1-4)'	Total 'Moyennement à l'aise (5-6)'	Total 'A l'aise (7-10)'
		Total 'Uncomfortable (1-4)'	Total 'Moderately comfortable (5-6)'	Total 'Comfortable (7-10)'
		Gesamt 'Unwohl' (1-4)	Gesamt 'Ziemlich wohl' (5-6)	Gesamt 'Wohl' (7-10)
%		EB 83.4	EB 83.4	EB 83.4
	EU 28	30	14	43
	BE	27	23	46
	BG	47	15	24
	CZ	73	12	8
	DK	28	9	44
	DE	31	13	30
	EE	46	12	22
	IE	22	15	57
	EL	46	14	34
	ES	21	16	49
	FR	18	14	62
	HR	28	12	46
	IT	35	15	36
	CY	60	13	22
	LV	49	11	26
	LT	57	16	21
	LU	17	10	49
	HU	33	17	37
	MT	50	15	28
	NL	21	19	55
	AT	33	15	33
	PL	45	15	31
	PT	25	12	40
	RO	36	13	32
	SI	22	13	33
	SK	63	15	10
	FI	28	15	42
	SE	15	12	67
	UK	17	10	67

QC14.7 Que vous ayez ou non des enfants, pouvez-vous me dire si vous vous sentiriez à l'aise ou non avec l'idée que l'un de vos enfants ait une relation amoureuse avec une personne appartenant à chacun des groupes suivants, en utilisant une échelle de 1 à 10. '1' signifie que vous vous sentiriez "très mal à l'aise" et '10' que vous vous sentiriez "tout à fait à l'aise".






























Une personne bouddhiste

QC14.7 Regardless of whether you have children or not, please tell me, using a scale from 1 to 10, how comfortable you would feel if one of your children was in a love relationship with a person from each of the following groups. '1' means that you would feel, "not at all comfortable" and '10' that you would feel "totally comfortable".

A Buddhist person

QC14.7 Unabhängig davon, ob Sie Kinder haben oder nicht: Bitte sagen Sie mir anhand einer Skala von 1 bis 10, wie wohl Sie sich jeweils fühlen würden, wenn eines Ihrer Kinder eine Liebesbeziehung zu einer der folgenden Personen hätte. '1' bedeutet, dass Sie sich damit "überhaupt nicht wohl fühlen würden", und '10' bedeutet, dass Sie sich damit "vollkommen wohl fühlen würden".

Zu einem Buddhisten/einer Buddhistin

		1 Très mal à l'aise	2	3	4
		1 Not at all comfortable	2	3	4
		1 Würde mich überhaupt nicht wohl fühlen	2	3	4
%		EB 83.4	EB 83.4	EB 83.4	EB 83.4
 EU 28		9	2	3	3
 BE		4	1	2	6
 BG		18	5	3	4
 CZ		25	7	7	5
 DK		7	1	1	1
 DE		7	2	4	3
 EE		16	3	3	2
 IE		5	2	2	3
 EL		23	6	5	5
 ES		3	1	2	2
 FR		4	1	2	1
 HR		12	5	6	3
 IT		6	3	3	3
 CY		40	6	5	2
 LV		24	2	4	4
 LT		34	5	3	3
 LU		2	1	1	1
 HU		13	3	4	4
 MT		23	5	4	4
 NL		3	1	2	3
 AT		6	1	3	4
 PL		18	2	4	4
 PT		6	2	3	6
 RO		24	3	4	5
 SI		13	1	2	2
 SK		23	7	9	7
 FI		9	2	3	4
 SE		3	0	1	1
 UK		6	1	2	1

QC14.7 Que vous ayez ou non des enfants, pouvez-vous me dire si vous vous sentiriez à l'aise ou non avec l'idée que l'un de vos enfants ait une relation amoureuse avec une personne appartenant à chacun des groupes suivants, en utilisant une échelle de 1 à 10. '1' signifie que vous vous sentiriez "très mal à l'aise" et '10' que vous vous sentiriez "tout à fait à l'aise".






























Une personne bouddhiste

QC14.7 Regardless of whether you have children or not, please tell me, using a scale from 1 to 10, how comfortable you would feel if one of your children was in a love relationship with a person from each of the following groups. '1' means that you would feel, "not at all comfortable" and '10' that you would feel "totally comfortable".

A Buddhist person

QC14.7 Unabhängig davon, ob Sie Kinder haben oder nicht: Bitte sagen Sie mir anhand einer Skala von 1 bis 10, wie wohl Sie sich jeweils fühlen würden, wenn eines Ihrer Kinder eine Liebesbeziehung zu einer der folgenden Personen hätte. '1' bedeutet, dass Sie sich damit "überhaupt nicht wohl fühlen würden", und '10' bedeutet, dass Sie sich damit "vollkommen wohl fühlen würden".

Zu einem Buddhisten/einer Buddhistin

		5	6	7	8
		5	6	7	8
		5	6	7	8
%		EB 83.4	EB 83.4	EB 83.4	EB 83.4
 EU 28		7	5	6	7
 BE		9	8	13	13
 BG		9	6	4	5
 CZ		13	6	5	5
 DK		3	2	2	4
 DE		9	5	5	7
 EE		7	4	4	4
 IE		7	5	4	5
 EL		7	7	7	7
 ES		6	4	8	6
 FR		5	3	5	6
 HR		7	4	6	6
 IT		6	8	10	11
 CY		9	3	2	4
 LV		10	4	3	3
 LT		11	6	3	4
 LU		4	2	4	3
 HU		11	7	6	6
 MT		13	5	6	5
 NL		6	9	9	13
 AT		7	6	8	7
 PL		7	8	5	4
 PT		6	4	3	5
 RO		6	5	4	5
 SI		9	4	4	6
 SK		12	6	4	5
 FI		9	3	5	5
 SE		6	2	5	6
 UK		6	3	3	4

QC14.7 Que vous ayez ou non des enfants, pouvez-vous me dire si vous vous sentiriez à l'aise ou non avec l'idée que l'un de vos enfants ait une relation amoureuse avec une personne appartenant à chacun des groupes suivants, en utilisant une échelle de 1 à 10. '1' signifie que vous vous sentiriez "très mal à l'aise" et '10' que vous vous sentiriez "tout à fait à l'aise".






























Une personne bouddhiste

QC14.7 Regardless of whether you have children or not, please tell me, using a scale from 1 to 10, how comfortable you would feel if one of your children was in a love relationship with a person from each of the following groups. '1' means that you would feel, "not at all comfortable" and '10' that you would feel "totally comfortable".

A Buddhist person

QC14.7 Unabhängig davon, ob Sie Kinder haben oder nicht: Bitte sagen Sie mir anhand einer Skala von 1 bis 10, wie wohl Sie sich jeweils fühlen würden, wenn eines Ihrer Kinder eine Liebesbeziehung zu einer der folgenden Personen hätte. '1' bedeutet, dass Sie sich damit "überhaupt nicht wohl fühlen würden", und '10' bedeutet, dass Sie sich damit "vollkommen wohl fühlen würden".

Zu einem Buddhisten/einer Buddhistin

		9	10 Tout à fait à l'aise	Indifférent (SPONTANE)	Ça dépend (SPONTANE)	NSP
		9	10 Totally comfortable	Indifferent (SPONTANEOUS)	It depends (SPONTANEOUS)	DK
		9	10 Würde mich vollkommen wohl fühlen	Ist mir egal (SPONTAN)	Das kommt darauf an (SPONTAN)	WN
%		EB 83.4	EB 83.4	EB 83.4	EB 83.4	EB 83.4
 EU 28		5	39	9	4	2
 BE		6	34	2	2	1
 BG		4	17	9	6	10
 CZ		4	12	9	1	2
 DK		3	56	10	4	3
 DE		4	26	19	8	3
 EE		3	26	17	6	4
 IE		4	58	5	0	0
 EL		5	21	4	2	1
 ES		4	45	15	2	1
 FR		5	60	3	2	3
 HR		7	28	6	6	4
 IT		10	25	10	4	1
 CY		3	19	2	2	3
 LV		4	24	13	1	3
 LT		2	20	7	1	1
 LU		4	51	19	3	3
 HU		6	25	8	6	1
 MT		4	24	3	1	4
 NL		7	42	2	1	1
 AT		5	26	20	5	2
 PL		4	35	4	3	2
 PT		10	28	22	3	3
 RO		4	21	12	5	3
 SI		4	23	21	7	5
 SK		3	6	12	3	3
 FI		3	40	12	2	4
 SE		5	67	2	1	1
 UK		4	64	2	2	3






























QC14.7 Que vous ayez ou non des enfants, pouvez-vous me dire si vous vous sentiriez à l'aise ou non avec l'idée que l'un de vos enfants ait une relation amoureuse avec une personne appartenant à chacun des groupes suivants, en utilisant une échelle de 1 à 10. '1' signifie que vous vous sentiriez "très mal à l'aise" et '10' que vous vous sentiriez "tout à fait à l'aise".

Une personne bouddhiste

QC14.7 Regardless of whether you have children or not, please tell me, using a scale from 1 to 10, how comfortable you would feel if one of your children was in a love relationship with a person from each of the following groups. '1' means that you would feel, "not at all comfortable" and '10' that you would feel "totally comfortable".

A Buddhist person






























QC14.7 Unabhängig davon, ob Sie Kinder haben oder nicht: Bitte sagen Sie mir anhand einer Skala von 1 bis 10, wie wohl Sie sich jeweils fühlen würden, wenn eines Ihrer Kinder eine Liebesbeziehung zu einer der folgenden Personen hätte. '1' bedeutet, dass Sie sich damit "überhaupt nicht wohl fühlen würden", und '10' bedeutet, dass Sie sich damit "vollkommen wohl Zu einem Buddhisten/einer Buddhistin

		Total 'Mal à l'aise (1-4)'	Total 'Moyennement à l'aise (5-6)'	Total 'A l'aise (7-10)'
		Total 'Uncomfortable (1-4)'	Total 'Moderately comfortable (5-6)'	Total 'Comfortable (7-10)'
		Gesamt 'Unwohl' (1-4)	Gesamt 'Ziemlich wohl' (5-6)	Gesamt 'Wohl' (7-10)
%		EB	EB	EB
		83.4	83.4	83.4
	EU 28	17	12	56
	BE	13	17	66
	BG	30	15	30
	CZ	43	19	26
	DK	11	6	65
	DE	16	13	41
	EE	24	11	37
	IE	12	12	71
	EL	39	14	40
	ES	8	10	64
	FR	8	8	76
	HR	26	11	47
	IT	15	14	56
	CY	53	12	28
	LV	34	14	34
	LT	45	17	29
	LU	5	6	63
	HU	24	18	43
	MT	35	18	39
	NL	10	15	71
	AT	14	13	46
	PL	28	15	49
	PT	16	10	46
	RO	36	11	33
	SI	18	12	37
	SK	46	19	17
	FI	18	12	52
	SE	5	7	84
	UK	9	8	76

QC14.8 Que vous ayez ou non des enfants, pouvez-vous me dire si vous vous sentiriez à l'aise ou non avec l'idée que l'un de vos enfants ait une relation amoureuse avec une personne appartenant à chacun des groupes suivants, en utilisant une échelle de 1 à 10. '1' signifie que vous vous sentiriez "très mal à l'aise" et '10' que vous vous sentiriez "tout à fait à l'aise".
Une personne chrétienne

QC14.8 Regardless of whether you have children or not, please tell me, using a scale from 1 to 10, how comfortable you would feel if one of your children was in a love relationship with a person from each of the following groups. '1' means that you would feel, "not at all comfortable" and '10' that you would feel "totally comfortable".
A Christian person

QC14.8 Unabhängig davon, ob Sie Kinder haben oder nicht: Bitte sagen Sie mir anhand einer Skala von 1 bis 10, wie wohl Sie sich jeweils fühlen würden, wenn eines Ihrer Kinder eine Liebesbeziehung zu einer der folgenden Personen hätte. '1' bedeutet, dass Sie sich damit "überhaupt nicht wohl fühlen würden", und '10' bedeutet, dass Sie sich damit "vollkommen wohl fühlen würden".
Zu einem Christen/einer Christin

		1 Très mal à l'aise	2	3	4
		1 Not at all comfortable	2	3	4
		1 Würde mich überhaupt nicht wohl fühlen	2	3	4
%		EB 83.4	EB 83.4	EB 83.4	EB 83.4
	EU 28	1	0	1	1
	BE	1	0	0	1
	BG	1	0	0	1
	CZ	2	1	1	2
	DK	1	0	0	0
	DE	0	0	0	1
	EE	2	1	0	1
	IE	1	0	0	1
	EL	0	0	1	0
	ES	0	0	0	0
	FR	1	0	1	0
	HR	1	0	0	1
	IT	0	1	1	1
	CY	0	0	0	0
	LV	2	0	1	0
	LT	1	0	0	0
	LU	1	0	0	0
	HU	1	0	1	1
	MT	2	0	0	1
	NL	0	0	0	1
	AT	2	1	1	0
	PL	1	0	1	1
	PT	1	0	0	2
	RO	2	0	1	1
	SI	1	0	1	1
	SK	1	0	0	1
	FI	1	0	1	2
	SE	2	1	0	0
	UK	2	0	1	0

QC14.8 Que vous ayez ou non des enfants, pouvez-vous me dire si vous vous sentiriez à l'aise ou non avec l'idée que l'un de vos enfants ait une relation amoureuse avec une personne appartenant à chacun des groupes suivants, en utilisant une échelle de 1 à 10. '1' signifie que vous vous sentiriez "très mal à l'aise" et '10' que vous vous sentiriez "tout à fait à l'aise".






























Une personne chrétienne

QC14.8 Regardless of whether you have children or not, please tell me, using a scale from 1 to 10, how comfortable you would feel if one of your children was in a love relationship with a person from each of the following groups. '1' means that you would feel, "not at all comfortable" and '10' that you would feel "totally comfortable".

A Christian person

QC14.8 Unabhängig davon, ob Sie Kinder haben oder nicht: Bitte sagen Sie mir anhand einer Skala von 1 bis 10, wie wohl Sie sich jeweils fühlen würden, wenn eines Ihrer Kinder eine Liebesbeziehung zu einer der folgenden Personen hätte. '1' bedeutet, dass Sie sich damit "überhaupt nicht wohl fühlen würden", und '10' bedeutet, dass Sie sich damit "vollkommen wohl fühlen würden".

Zu einem Christen/einer Christin

		5	6	7	8
		5	6	7	8
		5	6	7	8
		5	6	7	8
%		EB 83.4	EB 83.4	EB 83.4	EB 83.4
 EU 28		3	2	4	6
 BE		3	4	10	15
 BG		2	1	1	2
 CZ		8	5	5	7
 DK		1	1	1	3
 DE		3	2	3	5
 EE		3	2	2	2
 IE		2	2	2	4
 EL		1	1	1	4
 ES		1	2	5	7
 FR		2	1	3	5
 HR		2	2	4	5
 IT		2	3	4	8
 CY		0	0	1	2
 LV		3	1	2	3
 LT		3	1	1	1
 LU		3	1	1	2
 HU		3	2	3	6
 MT		2	1	2	4
 NL		3	4	9	12
 AT		2	2	4	6
 PL		3	3	4	3
 PT		3	3	4	5
 RO		2	3	3	4
 SI		4	2	2	3
 SK		7	3	3	7
 FI		5	3	3	4
 SE		3	1	3	4
 UK		3	1	2	4

QC14.8 Que vous ayez ou non des enfants, pouvez-vous me dire si vous vous sentiriez à l'aise ou non avec l'idée que l'un de vos enfants ait une relation amoureuse avec une personne appartenant à chacun des groupes suivants, en utilisant une échelle de 1 à 10. '1' signifie que vous vous sentiriez "très mal à l'aise" et '10' que vous vous sentiriez "tout à fait à l'aise".






























Une personne chrétienne

QC14.8 Regardless of whether you have children or not, please tell me, using a scale from 1 to 10, how comfortable you would feel if one of your children was in a love relationship with a person from each of the following groups. '1' means that you would feel, "not at all comfortable" and '10' that you would feel "totally comfortable".

A Christian person

QC14.8 Unabhängig davon, ob Sie Kinder haben oder nicht: Bitte sagen Sie mir anhand einer Skala von 1 bis 10, wie wohl Sie sich jeweils fühlen würden, wenn eines Ihrer Kinder eine Liebesbeziehung zu einer der folgenden Personen hätte. '1' bedeutet, dass Sie sich damit "überhaupt nicht wohl fühlen würden", und '10' bedeutet, dass Sie sich damit "vollkommen wohl fühlen würden".

Zu einem Christen/einer Christin

		9	10 Tout à fait à l'aise	Indifférent (SPONTANE)	Ça dépend (SPONTANE)	NSP
		9	10 Totally comfortable	Indifferent (SPONTANEOUS)	It depends (SPONTANEOUS)	DK
		9	10 Würde mich vollkommen wohl fühlen	Ist mir egal (SPONTAN)	Das kommt darauf an (SPONTAN)	WN
%		EB 83.4	EB 83.4	EB 83.4	EB 83.4	EB 83.4
	EU 28	6	64	10	2	1
	BE	10	51	3	2	0
	BG	6	74	4	3	4
	CZ	8	41	19	1	1
	DK	4	74	12	4	1
	DE	5	52	22	4	1
	EE	4	53	22	5	2
	IE	5	78	3	0	0
	EL	8	81	2	1	1
	ES	6	63	13	1	1
	FR	6	75	5	0	2
	HR	8	67	4	5	2
	IT	12	55	11	2	1
	CY	3	90	2	0	2
	LV	2	68	15	1	2
	LT	3	82	6	1	0
	LU	3	64	22	3	2
	HU	8	60	7	5	1
	MT	6	74	5	1	2
	NL	7	58	3	1	1
	AT	7	50	20	4	2
	PL	3	74	4	2	1
	PT	12	45	21	1	2
	RO	3	67	10	2	2
	SI	8	49	18	7	4
	SK	9	47	18	2	2
	FI	4	60	12	2	2
	SE	6	78	2	1	1
	UK	5	77	2	2	2

QC14.8 Que vous ayez ou non des enfants, pouvez-vous me dire si vous vous sentiriez à l'aise ou non avec l'idée que l'un de vos enfants ait une relation amoureuse avec une personne appartenant à chacun des groupes suivants, en utilisant une échelle de 1 à 10. '1' signifie que vous vous sentiriez "très mal à l'aise" et '10' que vous vous sentiriez "tout à fait à l'aise".






























Une personne chrétienne

QC14.8 Regardless of whether you have children or not, please tell me, using a scale from 1 to 10, how comfortable you would feel if one of your children was in a love relationship with a person from each of the following groups. '1' means that you would feel, "not at all comfortable" and '10' that you would feel "totally comfortable".

A Christian person

QC14.8 Unabhängig davon, ob Sie Kinder haben oder nicht: Bitte sagen Sie mir anhand einer Skala von 1 bis 10, wie wohl Sie sich jeweils fühlen würden, wenn eines Ihrer Kinder eine Liebesbeziehung zu einer der folgenden Personen hätte. '1' bedeutet, dass Sie sich damit "überhaupt nicht wohl fühlen würden", und '10' bedeutet, dass Sie sich damit "vollkommen wohl fühlen würden".

Zu einem Christen/einer Christin

		Total 'Mal à l'aise (1-4)' Total 'Uncomfortable (1-4)' Gesamt 'Unwohl' (1-4)	Total 'Moyennement à l'aise (5-6)' Total 'Moderately comfortable (5-6)' Gesamt 'Ziemlich wohl' (5-6)	Total 'A l'aise (7-10)' Total 'Comfortable (7-10)' Gesamt 'Wohl' (7-10)
%		EB 83.4	EB 83.4	EB 83.4
	EU 28	2	5	79
	BE	2	7	86
	BG	3	3	83
	CZ	6	13	61
	DK	1	2	81
	DE	2	5	66
	EE	4	5	62
	IE	3	4	89
	EL	1	2	93
	ES	1	3	81
	FR	2	3	88
	HR	2	4	84
	IT	3	4	79
	CY	1	1	94
	LV	4	4	74
	LT	1	5	87
	LU	1	3	69
	HU	3	6	78
	MT	3	4	86
	NL	2	7	87
	AT	4	4	67
	PL	3	6	83
	PT	4	6	66
	RO	4	6	76
	SI	2	6	63
	SK	2	11	66
	FI	4	8	71
	SE	2	4	90
	UK	3	4	87

QC14.9 Que vous ayez ou non des enfants, pouvez-vous me dire si vous vous sentiriez à l'aise ou non avec l'idée que l'un de vos enfants ait une relation amoureuse avec une personne appartenant à chacun des groupes suivants, en utilisant une échelle de 1 à 10. '1' signifie que vous vous sentiriez "très mal à l'aise" et '10' que vous vous sentiriez "tout à fait à l'aise".






























Une personne athée

QC14.9 Regardless of whether you have children or not, please tell me, using a scale from 1 to 10, how comfortable you would feel if one of your children was in a love relationship with a person from each of the following groups. '1' means that you would feel, "not at all comfortable" and '10' that you would feel "totally comfortable".

An atheist person

QC14.9 Unabhängig davon, ob Sie Kinder haben oder nicht: Bitte sagen Sie mir anhand einer Skala von 1 bis 10, wie wohl Sie sich jeweils fühlen würden, wenn eines Ihrer Kinder eine Liebesbeziehung zu einer der folgenden Personen hätte. '1' bedeutet, dass Sie sich damit "überhaupt nicht wohl fühlen würden", und '10' bedeutet, dass Sie sich damit "vollkommen wohl fühlen würden"

Zu einem Atheisten/einer Atheistin

		1 Très mal à l'aise	2	3	4
		1 Not at all comfortable	2	3	4
		1 Würde mich überhaupt nicht wohl fühlen	2	3	4
%		EB 83.4	EB 83.4	EB 83.4	EB 83.4
	EU 28	6	1	2	2
	BE	2	1	2	4
	BG	11	2	2	2
	CZ	11	2	4	3
	DK	4	1	0	1
	DE	3	1	2	2
	EE	5	1	1	1
	IE	5	2	2	2
	EL	18	3	4	4
	ES	2	0	1	1
	FR	2	1	1	0
	HR	11	5	3	3
	IT	3	2	2	2
	CY	39	4	4	3
	LV	11	1	2	2
	LT	20	3	1	2
	LU	3	0	1	1
	HU	7	1	2	2
	MT	26	4	3	3
	NL	3	0	1	2
	AT	6	2	2	3
	PL	12	2	3	3
	PT	4	1	2	4
	RO	23	3	3	3
	SI	9	0	1	1
	SK	7	2	3	3
	FI	8	2	3	3
	SE	2	1	0	1
	UK	5	0	1	1

QC14.9 Que vous ayez ou non des enfants, pouvez-vous me dire si vous vous sentiriez à l'aise ou non avec l'idée que l'un de vos enfants ait une relation amoureuse avec une personne appartenant à chacun des groupes suivants, en utilisant une échelle de 1 à 10. '1' signifie que vous vous sentiriez "très mal à l'aise" et '10' que vous vous sentiriez "tout à fait à l'aise".






























Une personne athée

QC14.9 Regardless of whether you have children or not, please tell me, using a scale from 1 to 10, how comfortable you would feel if one of your children was in a love relationship with a person from each of the following groups. '1' means that you would feel, "not at all comfortable" and '10' that you would feel "totally comfortable".

An atheist person

QC14.9 Unabhängig davon, ob Sie Kinder haben oder nicht: Bitte sagen Sie mir anhand einer Skala von 1 bis 10, wie wohl Sie sich jeweils fühlen würden, wenn eines Ihrer Kinder eine Liebesbeziehung zu einer der folgenden Personen hätte. '1' bedeutet, dass Sie sich damit "überhaupt nicht wohl fühlen würden", und '10' bedeutet, dass Sie sich damit "vollkommen wohl fühlen würden".

Zu einem Atheisten/einer Atheistin

		5	6	7	8
		5	6	7	8
		5	6	7	8
%		EB 83.4	EB 83.4	EB 83.4	EB 83.4
 EU 28		5	4	5	6
 BE		4	5	9	12
 BG		5	4	3	5
 CZ		8	4	4	5
 DK		2	2	2	3
 DE		8	4	4	6
 EE		4	2	2	2
 IE		5	3	4	4
 EL		8	5	6	8
 ES		3	3	7	7
 FR		1	2	3	4
 HR		6	4	4	5
 IT		5	6	9	11
 CY		9	3	4	3
 LV		5	2	3	4
 LT		9	4	2	4
 LU		3	1	2	2
 HU		6	4	6	7
 MT		8	6	5	4
 NL		5	6	8	11
 AT		4	4	6	7
 PL		7	7	5	4
 PT		4	5	5	4
 RO		6	5	5	4
 SI		9	3	3	4
 SK		12	7	4	7
 FI		7	3	4	4
 SE		2	2	2	3
 UK		4	2	3	3

QC14.9 Que vous ayez ou non des enfants, pouvez-vous me dire si vous vous sentiriez à l'aise ou non avec l'idée que l'un de vos enfants ait une relation amoureuse avec une personne appartenant à chacun des groupes suivants, en utilisant une échelle de 1 à 10. '1' signifie que vous vous sentiriez "très mal à l'aise" et '10' que vous vous sentiriez "tout à fait à l'aise".






























Une personne athée

QC14.9 Regardless of whether you have children or not, please tell me, using a scale from 1 to 10, how comfortable you would feel if one of your children was in a love relationship with a person from each of the following groups. '1' means that you would feel, "not at all comfortable" and '10' that you would feel "totally comfortable".

An atheist person

QC14.9 Unabhängig davon, ob Sie Kinder haben oder nicht: Bitte sagen Sie mir anhand einer Skala von 1 bis 10, wie wohl Sie sich jeweils fühlen würden, wenn eines Ihrer Kinder eine Liebesbeziehung zu einer der folgenden Personen hätte. '1' bedeutet, dass Sie sich damit "überhaupt nicht wohl fühlen würden", und '10' bedeutet, dass Sie sich damit "vollkommen wohl fühlen würden".

Zu einem Atheisten/einer Atheistin

		9	10 Tout à fait à l'aise	Indifférent (SPONTANE)	Ça dépend (SPONTANE)	NSP
		9	10 Totally comfortable	Indifferent (SPONTANEOUS)	It depends (SPONTANEOUS)	DK
		9	10 Würde mich vollkommen wohl fühlen	Ist mir egal (SPONTAN)	Das kommt darauf an (SPONTAN)	WN
%		EB 83.4	EB 83.4	EB 83.4	EB 83.4	EB 83.4
	EU 28	5	48	12	2	2
	BE	8	48	3	1	1
	BG	6	39	11	4	6
	CZ	5	33	18	1	1
	DK	2	64	13	3	2
	DE	4	34	26	5	2
	EE	2	47	24	5	3
	IE	4	63	5	0	0
	EL	7	28	6	2	1
	ES	4	54	17	1	1
	FR	5	74	4	0	1
	HR	7	38	6	5	3
	IT	11	33	12	3	1
	CY	2	25	3	1	2
	LV	2	48	17	1	2
	LT	4	37	9	1	1
	LU	3	58	22	2	2
	HU	8	41	9	5	1
	MT	5	28	4	1	3
	NL	6	54	2	1	1
	AT	5	32	22	4	3
	PL	5	44	4	3	2
	PT	10	34	22	2	2
	RO	3	27	12	3	2
	SI	6	33	19	7	5
	SK	7	22	23	2	2
	FI	3	46	13	2	2
	SE	3	80	2	0	1
	UK	4	70	2	2	3






























QC14.9 Que vous ayez ou non des enfants, pouvez-vous me dire si vous vous sentiriez à l'aise ou non avec l'idée que l'un de vos enfants ait une relation amoureuse avec une personne appartenant à chacun des groupes suivants, en utilisant une échelle de 1 à 10. '1' signifie que vous vous sentiriez "très mal à l'aise" et '10' que vous vous sentiriez "tout à fait à l'aise".

Une personne athée

QC14.9 Regardless of whether you have children or not, please tell me, using a scale from 1 to 10, how comfortable you would feel if one of your children was in a love relationship with a person from each of the following groups. '1' means that you would feel, "not at all comfortable" and '10' that you would feel "totally comfortable".

An atheist person

QC14.9 Unabhängig davon, ob Sie Kinder haben oder nicht: Bitte sagen Sie mir anhand einer Skala von 1 bis 10, wie wohl Sie sich jeweils fühlen würden, wenn eines Ihrer Kinder eine Liebesbeziehung zu einer der folgenden Personen hätte. '1' bedeutet, dass Sie sich damit "überhaupt nicht wohl fühlen würden", und '10' bedeutet, dass Sie sich damit "vollkommen wohl
Zu einem Atheisten/einer Atheistin

		Total 'Mal à l'aise (1-4)'	Total 'Moyennement à l'aise (5-6)'	Total 'A l'aise (7-10)'
		Total 'Uncomfortable (1-4)'	Total 'Moderately comfortable (5-6)'	Total 'Comfortable (7-10)'
		Gesamt 'Unwohl' (1-4)	Gesamt 'Ziemlich wohl' (5-6)	Gesamt 'Wohl' (7-10)
%		EB 83.4	EB 83.4	EB 83.4
 EU 28		11	9	64
 BE		9	10	77
 BG		17	9	53
 CZ		21	13	47
 DK		7	4	72
 DE		8	12	48
 EE		8	6	54
 IE		11	9	75
 EL		30	13	48
 ES		3	6	73
 FR		4	4	86
 HR		22	10	54
 IT		10	11	63
 CY		49	11	33
 LV		16	7	56
 LT		28	14	47
 LU		5	4	65
 HU		13	11	62
 MT		36	14	43
 NL		6	10	79
 AT		14	8	50
 PL		20	14	58
 PT		11	9	54
 RO		32	12	39
 SI		11	12	47
 SK		15	19	40
 FI		16	10	57
 SE		4	4	88
 UK		7	7	80

QC14.10 Que vous ayez ou non des enfants, pouvez-vous me dire si vous vous sentiriez à l'aise ou non avec l'idée que l'un de vos enfants ait une relation amoureuse avec une personne appartenant à chacun des groupes suivants, en utilisant une échelle de 1 à 10. '1' signifie que vous vous sentiriez "très mal à l'aise" et '10' que vous vous sentiriez "tout à fait à l'aise".






























Une personne du même sexe

QC14.10 Regardless of whether you have children or not, please tell me, using a scale from 1 to 10, how comfortable you would feel if one of your children was in a love relationship with a person from each of the following groups. '1' means that you would feel, "not at all comfortable" and '10' that you would feel "totally comfortable".

A person of the same sex

QC14.10 Unabhängig davon, ob Sie Kinder haben oder nicht: Bitte sagen Sie mir anhand einer Skala von 1 bis 10, wie wohl Sie sich jeweils fühlen würden, wenn eines Ihrer Kinder eine Liebesbeziehung zu einer der folgenden Personen hätte. '1' bedeutet, dass Sie sich damit "überhaupt nicht wohl fühlen würden", und '10' bedeutet, dass Sie sich damit "vollkommen wohl fühlen würden"

Zu einer Person des gleichen Geschlechts

		1 Très mal à l'aise	2	3	4
		1 Not at all comfortable	2	3	4
		1 Würde mich überhaupt nicht wohl fühlen	2	3	4
%		EB 83.4	EB 83.4	EB 83.4	EB 83.4
	EU 28	21	3	4	4
	BE	8	2	4	4
	BG	64	5	4	1
	CZ	44	6	7	5
	DK	8	1	4	2
	DE	13	5	5	5
	EE	42	3	3	3
	IE	9	2	2	2
	EL	57	6	4	5
	ES	7	3	3	1
	FR	13	3	3	4
	HR	40	4	5	2
	IT	20	5	6	5
	CY	69	3	2	2
	LV	66	2	2	2
	LT	72	3	3	2
	LU	10	2	4	2
	HU	38	4	3	3
	MT	30	5	4	5
	NL	4	1	2	2
	AT	18	2	5	5
	PL	42	3	4	4
	PT	18	4	5	8
	RO	58	3	3	3
	SI	26	3	4	2
	SK	50	8	8	5
	FI	16	3	5	4
	SE	5	0	2	2
	UK	12	1	2	2

QC14.10 Que vous ayez ou non des enfants, pouvez-vous me dire si vous vous sentiriez à l'aise ou non avec l'idée que l'un de vos enfants ait une relation amoureuse avec une personne appartenant à chacun des groupes suivants, en utilisant une échelle de 1 à 10. '1' signifie que vous vous sentiriez "très mal à l'aise" et '10' que vous vous sentiriez "tout à fait à l'aise".






























Une personne du même sexe

QC14.10 Regardless of whether you have children or not, please tell me, using a scale from 1 to 10, how comfortable you would feel if one of your children was in a love relationship with a person from each of the following groups. '1' means that you would feel, "not at all comfortable" and '10' that you would feel "totally comfortable".

A person of the same sex

QC14.10 Unabhängig davon, ob Sie Kinder haben oder nicht: Bitte sagen Sie mir anhand einer Skala von 1 bis 10, wie wohl Sie sich jeweils fühlen würden, wenn eines Ihrer Kinder eine Liebesbeziehung zu einer der folgenden Personen hätte. '1' bedeutet, dass Sie sich damit "überhaupt nicht wohl fühlen würden", und '10' bedeutet, dass Sie sich damit "vollkommen wohl fühlen würden".

Zu einer Person des gleichen Geschlechts

		5	6	7	8
		5	6	7	8
		5	6	7	8
%		EB 83.4	EB 83.4	EB 83.4	EB 83.4
 EU 28		8	4	5	6
 BE		10	8	12	13
 BG		4	3	1	1
 CZ		10	5	3	3
 DK		5	2	4	5
 DE		10	4	5	6
 EE		5	2	3	3
 IE		7	3	5	5
 EL		4	3	3	3
 ES		8	6	6	8
 FR		8	6	5	8
 HR		7	4	5	5
 IT		8	5	9	9
 CY		4	2	2	2
 LV		5	1	2	2
 LT		4	3	1	2
 LU		7	3	4	6
 HU		7	5	3	5
 MT		10	4	5	3
 NL		5	6	7	11
 AT		7	5	6	6
 PL		8	5	4	2
 PT		12	8	3	3
 RO		4	4	3	2
 SI		8	2	2	3
 SK		7	3	2	2
 FI		8	3	5	5
 SE		6	2	3	8
 UK		8	2	5	4






























QC14.10 Que vous ayez ou non des enfants, pouvez-vous me dire si vous vous sentiriez à l'aise ou non avec l'idée que l'un de vos enfants ait une relation amoureuse avec une personne appartenant à chacun des groupes suivants, en utilisant une échelle de 1 à 10. '1' signifie que vous vous sentiriez "très mal à l'aise" et '10' que vous vous sentiriez "tout à fait à l'aise".

Une personne du même sexe

QC14.10 Regardless of whether you have children or not, please tell me, using a scale from 1 to 10, how comfortable you would feel if one of your children was in a love relationship with a person from each of the following groups. '1' means that you would feel, "not at all comfortable" and '10' that you would feel "totally comfortable".

A person of the same sex

QC14.10 Unabhängig davon, ob Sie Kinder haben oder nicht: Bitte sagen Sie mir anhand einer Skala von 1 bis 10, wie wohl Sie sich jeweils fühlen würden, wenn eines Ihrer Kinder eine Liebesbeziehung zu einer der folgenden Personen hätte. '1' bedeutet, dass Sie sich damit "überhaupt nicht wohl fühlen würden", und '10' bedeutet, dass Sie sich damit "vollkommen wohl fühlen".
Zu einer Person des gleichen Geschlechts

		9	10 Tout à fait à l'aise	Indifférent (SPONTANE)	Ça dépend (SPONTANE)	NSP
		9	10 Totally comfortable	Indifferent (SPONTANEOUS)	It depends (SPONTANEOUS)	DK
		9	10 Würde mich vollkommen wohl fühlen	Ist mir egal (SPONTAN)	Das kommt darauf an (SPONTAN)	WN
%		EB 83.4	EB 83.4	EB 83.4	EB 83.4	EB 83.4
	EU 28	4	29	7	3	2
	BE	7	29	1	1	1
	BG	1	5	2	3	6
	CZ	2	7	6	1	2
	DK	3	51	10	3	3
	DE	3	22	15	5	2
	EE	3	14	11	6	4
	IE	4	55	5	0	0
	EL	2	8	0	2	2
	ES	4	40	11	2	2
	FR	5	39	3	1	2
	HR	4	11	5	4	4
	IT	7	15	7	3	2
	CY	1	8	1	1	4
	LV	1	6	7	1	2
	LT	1	6	3	1	1
	LU	5	38	13	2	3
	HU	4	16	5	5	2
	MT	4	23	3	1	4
	NL	7	50	3	1	1
	AT	5	19	14	4	3
	PL	2	19	4	2	2
	PT	3	18	14	2	3
	RO	2	9	5	2	4
	SI	3	15	20	7	5
	SK	1	4	5	2	3
	FI	4	33	11	2	3
	SE	7	62	2	1	1
	UK	5	53	2	1	3






























QC14.10 Que vous ayez ou non des enfants, pouvez-vous me dire si vous vous sentiriez à l'aise ou non avec l'idée que l'un de vos enfants ait une relation amoureuse avec une personne appartenant à chacun des groupes suivants, en utilisant une échelle de 1 à 10. '1' signifie que vous vous sentiriez "très mal à l'aise" et '10' que vous vous sentiriez "tout à fait à l'aise".

Une personne du même sexe

QC14.10 Regardless of whether you have children or not, please tell me, using a scale from 1 to 10, how comfortable you would feel if one of your children was in a love relationship with a person from each of the following groups. '1' means that you would feel, "not at all comfortable" and '10' that you would feel "totally comfortable".

A person of the same sex

QC14.10 Unabhängig davon, ob Sie Kinder haben oder nicht: Bitte sagen Sie mir anhand einer Skala von 1 bis 10, wie wohl Sie sich jeweils fühlen würden, wenn eines Ihrer Kinder eine Liebesbeziehung zu einer der folgenden Personen hätte. '1' bedeutet, dass Sie sich damit "überhaupt nicht wohl fühlen würden", und '10' bedeutet, dass Sie sich damit "vollkommen wohl Zu einer Person des gleichen Geschlechts

		Total 'Mal à l'aise (1-4)'	Total 'Moyennement à l'aise (5-6)'	Total 'A l'aise (7-10)'
		Total 'Uncomfortable (1-4)'	Total 'Moderately comfortable (5-6)'	Total 'Comfortable (7-10)'
		Gesamt 'Unwohl' (1-4)	Gesamt 'Ziemlich wohl' (5-6)	Gesamt 'Wohl' (7-10)
%		EB 83.4	EB 83.4	EB 83.4
 EU 28		32	12	44
 BE		18	18	61
 BG		74	7	7
 CZ		62	15	15
 DK		14	7	63
 DE		28	14	36
 EE		51	7	22
 IE		15	11	69
 EL		72	7	16
 ES		13	13	59
 FR		23	13	58
 HR		51	11	24
 IT		36	13	39
 CY		75	7	12
 LV		73	7	11
 LT		79	7	10
 LU		18	10	54
 HU		48	12	28
 MT		44	14	35
 NL		9	11	76
 AT		30	11	36
 PL		52	13	27
 PT		34	19	27
 RO		66	8	15
 SI		35	11	22
 SK		71	10	9
 FI		28	11	46
 SE		9	8	80
 UK		17	10	67






























QC14.11 Que vous ayez ou non des enfants, pouvez-vous me dire si vous vous sentiriez à l'aise ou non avec l'idée que l'un de vos enfants ait une relation amoureuse avec une personne appartenant à chacun des groupes suivants, en utilisant une échelle de 1 à 10. '1' signifie que vous vous sentiriez "très mal à l'aise" et '10' que vous vous sentiriez "tout à fait à l'aise".

Une personne transgenre ou transsexuelle

QC14.11 Regardless of whether you have children or not, please tell me, using a scale from 1 to 10, how comfortable you would feel if one of your children was in a love relationship with a person from each of the following groups. '1' means that you would feel, "not at all comfortable" and '10' that you would feel "totally comfortable".

A transgender or transsexual person

QC14.11 Unabhängig davon, ob Sie Kinder haben oder nicht: Bitte sagen Sie mir anhand einer Skala von 1 bis 10, wie wohl Sie sich jeweils fühlen würden, wenn eines Ihrer Kinder eine Liebesbeziehung zu einer der folgenden Personen hätte. '1' bedeutet, dass Sie sich damit "überhaupt nicht wohl fühlen würden", und '10' bedeutet, dass Sie sich damit "vollkommen wohl fühlen würden".
Zu einem Transgender oder einer transsexuellen Person

		1 Très mal à l'aise	2	3	4
		1 Not at all comfortable	2	3	4
		1 Würde mich überhaupt nicht wohl fühlen	2	3	4
%		EB 83.4	EB 83.4	EB 83.4	EB 83.4
	EU 28	28	5	5	5
	BE	19	6	9	8
	BG	64	5	4	2
	CZ	49	7	9	5
	DK	19	5	4	3
	DE	23	6	7	6
	EE	52	5	4	2
	IE	18	3	3	3
	EL	59	7	5	5
	ES	12	3	3	5
	FR	25	7	6	3
	HR	40	6	6	3
	IT	28	8	7	6
	CY	71	5	2	2
	LV	71	3	2	2
	LT	76	3	3	1
	LU	20	3	5	4
	HU	41	5	6	4
	MT	37	6	4	3
	NL	11	4	5	5
	AT	24	4	7	5
	PL	45	3	4	5
	PT	27	5	6	7
	RO	57	3	3	4
	SI	28	4	5	3
	SK	56	8	7	5
	FI	18	4	7	5
	SE	10	2	2	3
	UK	18	2	4	4

QC14.11 Que vous ayez ou non des enfants, pouvez-vous me dire si vous vous sentiriez à l'aise ou non avec l'idée que l'un de vos enfants ait une relation amoureuse avec une personne appartenant à chacun des groupes suivants, en utilisant une échelle de 1 à 10. '1' signifie que vous vous sentiriez "très mal à l'aise" et '10' que vous vous sentiriez "tout à fait à l'aise".






























Une personne transgenre ou transsexuelle

QC14.11 Regardless of whether you have children or not, please tell me, using a scale from 1 to 10, how comfortable you would feel if one of your children was in a love relationship with a person from each of the following groups. '1' means that you would feel, "not at all comfortable" and '10' that you would feel "totally comfortable".

A transgender or transsexual person

QC14.11 Unabhängig davon, ob Sie Kinder haben oder nicht: Bitte sagen Sie mir anhand einer Skala von 1 bis 10, wie wohl Sie sich jeweils fühlen würden, wenn eines Ihrer Kinder eine Liebesbeziehung zu einer der folgenden Personen hätte. '1' bedeutet, dass Sie sich damit "überhaupt nicht wohl fühlen würden", und '10' bedeutet, dass Sie sich damit "vollkommen wohl fühlen würden".

Zu einem Transgender oder einer transsexuellen Person

		5	6	7	8
		5	6	7	8
		5	6	7	8
%		EB 83.4	EB 83.4	EB 83.4	EB 83.4
 EU 28		8	4	5	4
 BE		12	7	8	9
 BG		4	2	1	1
 CZ		8	3	3	2
 DK		8	3	4	4
 DE		8	3	4	3
 EE		5	2	2	1
 IE		10	4	5	5
 EL		5	3	3	3
 ES		10	6	6	5
 FR		10	5	5	4
 HR		6	3	3	3
 IT		7	6	8	7
 CY		3	2	2	2
 LV		4	1	1	1
 LT		4	2	2	1
 LU		8	3	7	4
 HU		5	4	4	4
 MT		9	4	5	3
 NL		10	9	11	9
 AT		7	4	5	6
 PL		6	5	3	2
 PT		10	7	4	3
 RO		4	4	3	2
 SI		9	3	2	2
 SK		6	2	2	1
 FI		9	3	5	6
 SE		8	4	7	7
 UK		7	4	5	6

QC14.11 Que vous ayez ou non des enfants, pouvez-vous me dire si vous vous sentiriez à l'aise ou non avec l'idée que l'un de vos enfants ait une relation amoureuse avec une personne appartenant à chacun des groupes suivants, en utilisant une échelle de 1 à 10. '1' signifie que vous vous sentiriez "très mal à l'aise" et '10' que vous vous sentiriez "tout à fait à l'aise".






























Une personne transgenre ou transsexuelle

QC14.11 Regardless of whether you have children or not, please tell me, using a scale from 1 to 10, how comfortable you would feel if one of your children was in a love relationship with a person from each of the following groups. '1' means that you would feel, "not at all comfortable" and '10' that you would feel "totally comfortable".

A transgender or transsexual person

QC14.11 Unabhängig davon, ob Sie Kinder haben oder nicht: Bitte sagen Sie mir anhand einer Skala von 1 bis 10, wie wohl Sie sich jeweils fühlen würden, wenn eines Ihrer Kinder eine Liebesbeziehung zu einer der folgenden Personen hätte. '1' bedeutet, dass Sie sich damit "überhaupt nicht wohl fühlen würden", und '10' bedeutet, dass Sie sich damit "vollkommen wohl fühlen würden".

Zu einem Transgender oder einer transsexuellen Person

	9	10 Tout à fait à l'aise	Indifférent (SPONTANE)	Ça dépend (SPONTANE)	NSP
	9	10 Totally comfortable	Indifferent (SPONTANEOUS)	It depends (SPONTANEOUS)	DK
	9	10 Würde mich vollkommen wohl fühlen	Ist mir egal (SPONTAN)	Das kommt darauf an (SPONTAN)	WN
%	EB 83.4	EB 83.4	EB 83.4	EB 83.4	EB 83.4
 EU 28	3	19	6	4	4
 BE	4	16	1	1	1
 BG	1	3	2	3	9
 CZ	2	5	5	1	2
 DK	2	30	6	6	5
 DE	3	13	11	8	6
 EE	1	9	8	5	4
 IE	3	39	5	0	1
 EL	2	3	1	2	3
 ES	3	31	10	2	4
 FR	4	23	3	2	4
 HR	5	10	6	4	5
 IT	4	8	5	6	2
 CY	0	6	1	1	4
 LV	1	5	6	1	3
 LT	1	4	2	1	1
 LU	4	25	10	5	3
 HU	5	9	6	5	3
 MT	4	18	3	1	4
 NL	5	27	3	1	1
 AT	4	12	12	5	4
 PL	2	17	3	2	2
 PT	2	9	13	2	5
 RO	1	6	6	2	5
 SI	1	12	19	7	5
 SK	1	2	5	3	3
 FI	2	26	9	3	3
 SE	6	46	2	1	1
 UK	3	40	2	2	3

QC14.11 Que vous ayez ou non des enfants, pouvez-vous me dire si vous vous sentiriez à l'aise ou non avec l'idée que l'un de vos enfants ait une relation amoureuse avec une personne appartenant à chacun des groupes suivants, en utilisant une échelle de 1 à 10. '1' signifie que vous vous sentiriez "très mal à l'aise" et '10' que vous vous sentiriez "tout à fait à l'aise".






























Une personne transgenre ou transsexuelle

QC14.11 Regardless of whether you have children or not, please tell me, using a scale from 1 to 10, how comfortable you would feel if one of your children was in a love relationship with a person from each of the following groups. '1' means that you would feel, "not at all comfortable" and '10' that you would feel "totally comfortable".

A transgender or transsexual person

QC14.11 Unabhängig davon, ob Sie Kinder haben oder nicht: Bitte sagen Sie mir anhand einer Skala von 1 bis 10, wie wohl Sie sich jeweils fühlen würden, wenn eines Ihrer Kinder eine Liebesbeziehung zu einer der folgenden Personen hätte. '1' bedeutet, dass Sie sich damit "überhaupt nicht wohl fühlen würden", und '10' bedeutet, dass Sie sich damit "vollkommen wohl fühlen würden".

Zu einem Transgender oder einer transsexuellen Person

		Total 'Mal à l'aise (1-4)'	Total 'Moyennement à l'aise (5-6)'	Total 'A l'aise (7-10)'
		Total 'Uncomfortable (1-4)'	Total 'Moderately comfortable (5-6)'	Total 'Comfortable (7-10)'
		Gesamt 'Unwohl' (1-4)	Gesamt 'Ziemlich wohl' (5-6)	Gesamt 'Wohl' (7-10)
%		EB 83.4	EB 83.4	EB 83.4
 EU 28		43	12	32
 BE		41	19	36
 BG		75	6	5
 CZ		70	11	11
 DK		31	11	41
 DE		42	10	23
 EE		63	7	13
 IE		28	13	53
 EL		76	8	11
 ES		23	16	44
 FR		40	14	36
 HR		55	9	21
 IT		49	13	26
 CY		80	4	10
 LV		78	5	8
 LT		82	6	8
 LU		32	11	39
 HU		55	10	22
 MT		50	13	29
 NL		25	19	52
 AT		41	11	27
 PL		57	11	25
 PT		45	17	18
 RO		67	8	12
 SI		39	11	17
 SK		76	7	5
 FI		35	12	39
 SE		17	12	66
 UK		28	11	54






























QC14.12 Que vous ayez ou non des enfants, pouvez-vous me dire si vous vous sentiriez à l'aise ou non avec l'idée que l'un de vos enfants ait une relation amoureuse avec une personne appartenant à chacun des groupes suivants, en utilisant une échelle de 1 à 10. '1' signifie que vous vous sentiriez "très mal à l'aise" et '10' que vous vous sentiriez "tout à fait à l'aise".

Une personne atteinte d'un handicap

QC14.12 Regardless of whether you have children or not, please tell me, using a scale from 1 to 10, how comfortable you would feel if one of your children was in a love relationship with a person from each of the following groups. '1' means that you would feel, "not at all comfortable" and '10' that you would feel "totally comfortable".

A person with a disability

QC14.12 Unabhängig davon, ob Sie Kinder haben oder nicht: Bitte sagen Sie mir anhand einer Skala von 1 bis 10, wie wohl Sie sich jeweils fühlen würden, wenn eines Ihrer Kinder eine Liebesbeziehung zu einer der folgenden Personen hätte. '1' bedeutet, dass Sie sich damit "überhaupt nicht wohl fühlen würden", und '10' bedeutet, dass Sie sich damit "vollkommen wohl fühlen würden".
Zu einer behinderten Person

		1 Très mal à l'aise	2	3	4
		1 Not at all comfortable	2	3	4
		1 Würde mich überhaupt nicht wohl fühlen	2	3	4
%		EB 83.4	EB 83.4	EB 83.4	EB 83.4
	EU 28	4	1	2	3
	BE	2	1	2	4
	BG	16	4	6	6
	CZ	14	5	9	6
	DK	2	0	1	1
	DE	1	1	2	2
	EE	5	2	3	3
	IE	1	1	0	1
	EL	8	4	6	6
	ES	1	1	1	3
	FR	2	1	1	1
	HR	6	1	3	2
	IT	3	2	3	5
	CY	11	2	2	3
	LV	10	1	3	4
	LT	14	3	3	3
	LU	3	0	2	2
	HU	10	3	3	4
	MT	11	4	2	3
	NL	1	1	1	2
	AT	5	1	2	3
	PL	5	1	2	2
	PT	4	1	2	4
	RO	20	4	4	5
	SI	4	1	1	1
	SK	10	4	6	9
	FI	4	3	3	5
	SE	1	0	1	1
	UK	1	0	1	1

QC14.12 Que vous ayez ou non des enfants, pouvez-vous me dire si vous vous sentiriez à l'aise ou non avec l'idée que l'un de vos enfants ait une relation amoureuse avec une personne appartenant à chacun des groupes suivants, en utilisant une échelle de 1 à 10. '1' signifie que vous vous sentiriez "très mal à l'aise" et '10' que vous vous sentiriez "tout à fait à l'aise".






























Une personne atteinte d'un handicap

QC14.12 Regardless of whether you have children or not, please tell me, using a scale from 1 to 10, how comfortable you would feel if one of your children was in a love relationship with a person from each of the following groups. '1' means that you would feel, "not at all comfortable" and '10' that you would feel "totally comfortable".

A person with a disability

QC14.12 Unabhängig davon, ob Sie Kinder haben oder nicht: Bitte sagen Sie mir anhand einer Skala von 1 bis 10, wie wohl Sie sich jeweils fühlen würden, wenn eines Ihrer Kinder eine Liebesbeziehung zu einer der folgenden Personen hätte. '1' bedeutet, dass Sie sich damit "überhaupt nicht wohl fühlen würden", und '10' bedeutet, dass Sie sich damit "vollkommen

Zu einer behinderten Person

		5	6	7	8
		5	6	7	8
		5	6	7	8
%		EB 83.4	EB 83.4	EB 83.4	EB 83.4
 EU 28		8	6	7	9
 BE		11	9	15	14
 BG		10	8	7	5
 CZ		17	8	8	7
 DK		5	4	5	8
 DE		10	6	6	8
 EE		11	4	6	6
 IE		5	4	5	7
 EL		12	12	10	11
 ES		4	4	8	11
 FR		8	4	8	10
 HR		8	6	8	9
 IT		7	9	10	12
 CY		11	5	8	7
 LV		15	5	5	7
 LT		17	10	7	7
 LU		6	3	4	8
 HU		11	9	7	8
 MT		12	8	7	8
 NL		5	7	12	15
 AT		8	8	8	8
 PL		7	8	7	6
 PT		9	6	8	10
 RO		7	6	5	5
 SI		10	6	6	5
 SK		18	10	8	7
 FI		9	4	7	7
 SE		3	1	5	8
 UK		4	3	4	6






























QC14.12 Que vous ayez ou non des enfants, pouvez-vous me dire si vous vous sentiriez à l'aise ou non avec l'idée que l'un de vos enfants ait une relation amoureuse avec une personne appartenant à chacun des groupes suivants, en utilisant une échelle de 1 à 10. '1' signifie que vous vous sentiriez "très mal à l'aise" et '10' que vous vous sentiriez "tout à fait à l'aise".

Une personne atteinte d'un handicap

QC14.12 Regardless of whether you have children or not, please tell me, using a scale from 1 to 10, how comfortable you would feel if one of your children was in a love relationship with a person from each of the following groups. '1' means that you would feel, "not at all comfortable" and '10' that you would feel "totally comfortable".

A person with a disability

QC14.12 Unabhängig davon, ob Sie Kinder haben oder nicht: Bitte sagen Sie mir anhand einer Skala von 1 bis 10, wie wohl Sie sich jeweils fühlen würden, wenn eines Ihrer Kinder eine Liebesbeziehung zu einer der folgenden Personen hätte. '1' bedeutet, dass Sie sich damit "überhaupt nicht wohl fühlen würden", und '10' bedeutet, dass Sie sich damit "vollkommen wohl zu einer behinderten Person

		9	10 Tout à fait à l'aise	Indifférent (SPONTANE)	Ça dépend (SPONTANE)	NSP
		9	10 Totally comfortable	Indifferent (SPONTANEOUS)	It depends (SPONTANEOUS)	DK
		9	10 Würde mich vollkommen wohl fühlen	Ist mir egal (SPONTAN)	Das kommt darauf an (SPONTAN)	WN
%		EB 83.4	EB 83.4	EB 83.4	EB 83.4	EB 83.4
	EU 28	6	37	8	7	2
	BE	7	30	1	4	1
	BG	6	10	4	12	7
	CZ	4	9	9	2	1
	DK	3	48	9	13	2
	DE	3	26	17	17	2
	EE	5	25	15	13	2
	IE	7	65	4	0	0
	EL	7	16	1	4	1
	ES	6	45	14	3	1
	FR	6	52	3	2	2
	HR	12	28	5	8	3
	IT	10	21	7	9	2
	CY	6	33	2	8	3
	LV	4	26	14	3	3
	LT	4	24	6	2	1
	LU	4	43	16	9	2
	HU	7	21	6	8	1
	MT	7	28	4	1	6
	NL	7	45	2	1	1
	AT	6	22	19	7	3
	PL	6	46	4	5	2
	PT	9	20	17	8	3
	RO	5	19	9	7	4
	SI	6	26	21	9	5
	SK	5	8	9	6	2
	FI	5	36	12	3	2
	SE	7	70	2	2	1
	UK	5	68	2	3	3






























QC14.12 Que vous ayez ou non des enfants, pouvez-vous me dire si vous vous sentiriez à l'aise ou non avec l'idée que l'un de vos enfants ait une relation amoureuse avec une personne appartenant à chacun des groupes suivants, en utilisant une échelle de 1 à 10. '1' signifie que vous vous sentiriez "très mal à l'aise" et '10' que vous vous sentiriez "tout à fait à l'aise".

Une personne atteinte d'un handicap

QC14.12 Regardless of whether you have children or not, please tell me, using a scale from 1 to 10, how comfortable you would feel if one of your children was in a love relationship with a person from each of the following groups. '1' means that you would feel, "not at all comfortable" and '10' that you would feel "totally comfortable".

A person with a disability

QC14.12 Unabhängig davon, ob Sie Kinder haben oder nicht: Bitte sagen Sie mir anhand einer Skala von 1 bis 10, wie wohl Sie sich jeweils fühlen würden, wenn eines Ihrer Kinder eine Liebesbeziehung zu einer der folgenden Personen hätte. '1' bedeutet, dass Sie sich damit "überhaupt nicht wohl fühlen würden", und '10' bedeutet, dass Sie sich damit "vollkommen wohl fühlen würden".
Zu einer behinderten Person

		Total 'Mal à l'aise (1-4)'	Total 'Moyennement à l'aise (5-6)'	Total 'A l'aise (7-10)'
		Total 'Uncomfortable (1-4)'	Total 'Moderately comfortable (5-6)'	Total 'Comfortable (7-10)'
		Gesamt 'Unwohl' (1-4)	Gesamt 'Ziemlich wohl' (5-6)	Gesamt 'Wohl' (7-10)
%		EB 83.4	EB 83.4	EB 83.4
 EU 28		10	13	59
 BE		9	20	65
 BG		31	18	27
 CZ		35	26	27
 DK		4	8	64
 DE		7	15	42
 EE		14	15	41
 IE		4	9	83
 EL		24	24	45
 ES		6	8	69
 FR		6	12	75
 HR		12	15	57
 IT		14	15	53
 CY		17	16	54
 LV		18	20	42
 LT		23	27	42
 LU		6	9	58
 HU		21	21	44
 MT		20	20	50
 NL		6	12	78
 AT		11	16	44
 PL		10	14	65
 PT		11	15	47
 RO		32	14	34
 SI		7	15	43
 SK		28	28	27
 FI		15	13	55
 SE		2	4	90
 UK		3	7	83

QC15.1 Selon vous, en (NOTRE PAYS), les mesures pour lutter contre la crise économique et les politiques en faveur de la reprise excluent-elles les personnes appartenant à chacun des groupes suivants ?






























Les personnes d'une origine ethnique différente de la majorité de la population

QC15.1 Do you think that in (OUR COUNTRY) measures to fight the economic crisis and policies to promote recovery are excluding people from each of the following groups?

People from a different ethnic origin than the majority of the population

QC15.1 Sind Sie der Meinung, dass in (UNSEREM LAND) die Maßnahmen zur Bekämpfung der Wirtschaftskrise und zur Förderung der wirtschaftlichen Erholung Menschen der folgenden Gruppen ausschließen?

Menschen anderer ethnischer Herkunft als die Mehrheit der Bevölkerung

		Oui, tout à fait Yes, definitely Ja, auf jeden Fall	Oui, plutôt Yes, to some extent Ja, teilweise	Non, pas vraiment No, not really Nein, nicht wirklich	Non, pas du tout No, definitely not Nein, überhaupt nicht
%		EB 83.4	EB 83.4	EB 83.4	EB 83.4
 EU 28		8	32	31	16
 BE		5	34	39	14
 BG		10	22	24	26
 CZ		6	37	28	18
 DK		5	30	28	24
 DE		4	33	35	18
 EE		6	23	26	22
 IE		10	34	32	14
 EL		11	35	32	19
 ES		19	34	25	10
 FR		8	27	33	14
 HR		8	34	28	13
 IT		7	35	31	15
 CY		12	24	27	32
 LV		3	20	23	29
 LT		7	31	29	18
 LU		4	17	41	22
 HU		8	34	26	25
 MT		9	26	30	18
 NL		8	33	30	23
 AT		7	35	31	16
 PL		5	27	34	14
 PT		10	40	27	11
 RO		10	24	28	22
 SI		9	29	29	20
 SK		4	28	30	28
 FI		6	45	24	12
 SE		12	39	21	16
 UK		6	31	35	14

QC15.1 Selon vous, en (NOTRE PAYS), les mesures pour lutter contre la crise économique et les politiques en faveur de la reprise excluent-elles les personnes appartenant à chacun des groupes suivants ?






























Les personnes d'une origine ethnique différente de la majorité de la population

QC15.1 Do you think that in (OUR COUNTRY) measures to fight the economic crisis and policies to promote recovery are excluding people from each of the following groups?

People from a different ethnic origin than the majority of the population

QC15.1 Sind Sie der Meinung, dass in (UNSEREM LAND) die Maßnahmen zur Bekämpfung der Wirtschaftskrise und zur Förderung der wirtschaftlichen Erholung Menschen der folgenden Gruppen ausschließen?

Menschen anderer ethnischer Herkunft als die Mehrheit der Bevölkerung

		NSP	Total 'Oui'	Total 'Non'
		DK	Total 'Yes'	Total 'No'
		WN	Gesamt 'Ja'	Gesamt 'Nein'
		EB	EB	EB
		83.4	83.4	83.4
	EU 28	13	40	47
	BE	8	39	53
	BG	18	32	50
	CZ	11	43	46
	DK	13	35	52
	DE	10	37	53
	EE	23	29	48
	IE	10	44	46
	EL	3	46	51
	ES	12	53	35
	FR	18	35	47
	HR	17	42	41
	IT	12	42	46
	CY	5	36	59
	LV	25	23	52
	LT	15	38	47
	LU	16	21	63
	HU	7	42	51
	MT	17	35	48
	NL	6	41	53
	AT	11	42	47
	PL	20	32	48
	PT	12	50	38
	RO	16	34	50
	SI	13	38	49
	SK	10	32	58
	FI	13	51	36
	SE	12	51	37
	UK	14	37	49

QC15.2 Selon vous, en (NOTRE PAYS), les mesures pour lutter contre la crise économique et les politiques en faveur de la reprise excluent-elles les personnes appartenant à chacun des groupes suivants ?






























Les personnes ayant une orientation sexuelle différente de la majorité de la population (personnes homosexuelles, lesbiennes ou bisexuelles)

QC15.2 Do you think that in (OUR COUNTRY) measures to fight the economic crisis and policies to promote recovery are excluding people from each of the following groups?

People with a different sexual orientation than the majority of the population (gay, lesbian or bisexual)

QC15.2 Sind Sie der Meinung, dass in (UNSEREM LAND) die Maßnahmen zur Bekämpfung der Wirtschaftskrise und zur Förderung der wirtschaftlichen Erholung Menschen der folgenden Gruppen ausschließen?

Menschen mit einer anderen sexuellen Orientierung als die Mehrheit der Bevölkerung (Schwule, Lesben oder

		Oui, tout à fait Yes, definitely Ja, auf jeden Fall	Oui, plutôt Yes, to some extent Ja, teilweise	Non, pas vraiment No, not really Nein, nicht wirklich	Non, pas du tout No, definitely not Nein, überhaupt nicht
%		EB 83.4	EB 83.4	EB 83.4	EB 83.4
	EU 28	7	24	34	19
	BE	4	25	46	18
	BG	11	16	20	21
	CZ	3	24	31	29
	DK	2	11	36	36
	DE	3	22	39	23
	EE	4	13	23	25
	IE	9	28	35	17
	EL	11	31	32	21
	ES	11	29	31	14
	FR	4	20	36	19
	HR	10	31	25	13
	IT	7	30	33	15
	CY	17	27	22	19
	LV	4	15	22	31
	LT	12	29	23	16
	LU	5	10	40	26
	HU	9	25	29	25
	MT	8	23	28	23
	NL	3	17	39	35
	AT	7	31	31	18
	PL	6	25	32	15
	PT	13	33	30	10
	RO	17	19	23	16
	SI	9	26	26	22
	SK	3	25	28	31
	FI	5	28	31	18
	SE	4	18	32	29
	UK	5	25	37	17

QC15.2 Selon vous, en (NOTRE PAYS), les mesures pour lutter contre la crise économique et les politiques en faveur de la reprise excluent-elles les personnes appartenant à chacun des groupes suivants ?






























Les personnes ayant une orientation sexuelle différente de la majorité de la population (personnes homosexuelles, lesbiennes ou bisexuelles)

QC15.2 Do you think that in (OUR COUNTRY) measures to fight the economic crisis and policies to promote recovery are excluding people from each of the following groups?

People with a different sexual orientation than the majority of the population (gay, lesbian or bisexual)

QC15.2 Sind Sie der Meinung, dass in (UNSEREM LAND) die Maßnahmen zur Bekämpfung der Wirtschaftskrise und zur Förderung der wirtschaftlichen Erholung Menschen der folgenden Gruppen ausschließen?

Menschen mit einer anderen sexuellen Orientierung als die Mehrheit der Bevölkerung (Schwule, Lesben oder Bisexuelle)

	NSP	Total 'Oui'	Total 'Non'
	DK	Total 'Yes'	Total 'No'
	WN	Gesamt 'Ja'	Gesamt 'Nein'
%	EB	EB	EB
	83.4	83.4	83.4
 EU 28	16	31	53
 BE	7	29	64
 BG	32	27	41
 CZ	13	27	60
 DK	15	13	72
 DE	13	25	62
 EE	35	17	48
 IE	11	37	52
 EL	5	42	53
 ES	15	40	45
 FR	21	24	55
 HR	21	41	38
 IT	15	37	48
 CY	15	44	41
 LV	28	19	53
 LT	20	41	39
 LU	19	15	66
 HU	12	34	54
 MT	18	31	51
 NL	6	20	74
 AT	13	38	49
 PL	22	31	47
 PT	14	46	40
 RO	25	36	39
 SI	17	35	48
 SK	13	28	59
 FI	18	33	49
 SE	17	22	61
 UK	16	30	54

QC15.3 Selon vous, en (NOTRE PAYS), les mesures pour lutter contre la crise économique et les politiques en faveur de la reprise excluent-elles les personnes appartenant à chacun des groupes suivants ?






























Les personnes de plus de 55 ans

QC15.3 Do you think that in (OUR COUNTRY) measures to fight the economic crisis and policies to promote recovery are excluding people from each of the following groups?

People over 55 years old

QC15.3 Sind Sie der Meinung, dass in (UNSEREM LAND) die Maßnahmen zur Bekämpfung der Wirtschaftskrise und zur Förderung der wirtschaftlichen Erholung Menschen der folgenden Gruppen ausschließen?

Menschen über 55 Jahre

		Oui, tout à fait Yes, definitely Ja, auf jeden Fall	Oui, plutôt Yes, to some extent Ja, teilweise	Non, pas vraiment No, not really Nein, nicht wirklich	Non, pas du tout No, definitely not Nein, überhaupt nicht
%		EB 83.4	EB 83.4	EB 83.4	EB 83.4
 EU 28		16	36	24	14
 BE		12	37	31	14
 BG		22	28	19	16
 CZ		14	39	21	17
 DK		6	29	29	26
 DE		9	36	26	21
 EE		7	28	25	19
 IE		12	37	29	13
 EL		28	41	18	10
 ES		41	34	12	6
 FR		17	36	23	10
 HR		11	33	24	15
 IT		18	44	20	10
 CY		28	34	19	15
 LV		8	30	16	23
 LT		17	45	17	9
 LU		9	29	32	16
 HU		12	33	26	23
 MT		10	30	28	18
 NL		19	36	20	21
 AT		14	39	22	17
 PL		10	33	29	11
 PT		22	37	24	8
 RO		17	25	24	18
 SI		19	36	19	16
 SK		6	32	26	28
 FI		14	47	19	9
 SE		12	36	22	18
 UK		9	32	32	14

QC15.3 Selon vous, en (NOTRE PAYS), les mesures pour lutter contre la crise économique et les politiques en faveur de la reprise excluent-elles les personnes appartenant à chacun des groupes suivants ?






























Les personnes de plus de 55 ans

QC15.3 Do you think that in (OUR COUNTRY) measures to fight the economic crisis and policies to promote recovery are excluding people from each of the following groups?

People over 55 years old

QC15.3 Sind Sie der Meinung, dass in (UNSEREM LAND) die Maßnahmen zur Bekämpfung der Wirtschaftskrise und zur Förderung der wirtschaftlichen Erholung Menschen der folgenden Gruppen ausschließen?

Menschen über 55 Jahre

		NSP	Total 'Oui'	Total 'Non'
		DK	Total 'Yes'	Total 'No'
		WN	Gesamt 'Ja'	Gesamt 'Nein'
%		EB	EB	EB
		83.4	83.4	83.4
	EU 28	10	52	38
	BE	6	49	45
	BG	15	50	35
	CZ	9	53	38
	DK	10	35	55
	DE	8	45	47
	EE	21	35	44
	IE	9	49	42
	EL	3	69	28
	ES	7	75	18
	FR	14	53	33
	HR	17	44	39
	IT	8	62	30
	CY	4	62	34
	LV	23	38	39
	LT	12	62	26
	LU	14	38	48
	HU	6	45	49
	MT	14	40	46
	NL	4	55	41
	AT	8	53	39
	PL	17	43	40
	PT	9	59	32
	RO	16	42	42
	SI	10	55	35
	SK	8	38	54
	FI	11	61	28
	SE	12	48	40
	UK	13	41	46

QC15.4 Selon vous, en (NOTRE PAYS), les mesures pour lutter contre la crise économique et les politiques en faveur de la reprise excluent-elles les personnes appartenant à chacun des groupes suivants ?






























Les personnes de moins de 30 ans

QC15.4 Do you think that in (OUR COUNTRY) measures to fight the economic crisis and policies to promote recovery are excluding people from each of the following groups?

People under 30 years old

QC15.4 Sind Sie der Meinung, dass in (UNSEREM LAND) die Maßnahmen zur Bekämpfung der Wirtschaftskrise und zur Förderung der wirtschaftlichen Erholung Menschen der folgenden Gruppen ausschließen?

Menschen unter 30 Jahre

		Oui, tout à fait Yes, definitely Ja, auf jeden Fall	Oui, plutôt Yes, to some extent Ja, teilweise	Non, pas vraiment No, not really Nein, nicht wirklich	Non, pas du tout No, definitely not Nein, überhaupt nicht
%		EB 83.4	EB 83.4	EB 83.4	EB 83.4
 EU 28		8	23	32	26
 BE		5	24	45	19
 BG		10	21	23	31
 CZ		3	24	30	34
 DK		4	12	37	36
 DE		3	11	32	46
 EE		4	13	30	32
 IE		10	29	34	19
 EL		13	27	31	27
 ES		20	30	25	16
 FR		7	20	38	21
 HR		10	28	30	16
 IT		10	31	30	21
 CY		12	14	28	41
 LV		3	20	24	29
 LT		11	30	25	22
 LU		5	16	40	24
 HU		5	22	30	37
 MT		9	19	23	36
 NL		4	18	35	39
 AT		5	18	35	32
 PL		6	23	35	19
 PT		9	27	36	17
 RO		10	21	26	27
 SI		8	25	25	30
 SK		5	15	29	42
 FI		9	35	26	19
 SE		8	28	27	26
 UK		8	28	36	16

QC15.4 Selon vous, en (NOTRE PAYS), les mesures pour lutter contre la crise économique et les politiques en faveur de la reprise excluent-elles les personnes appartenant à chacun des groupes suivants ?






























Les personnes de moins de 30 ans

QC15.4 Do you think that in (OUR COUNTRY) measures to fight the economic crisis and policies to promote recovery are excluding people from each of the following groups?

People under 30 years old

QC15.4 Sind Sie der Meinung, dass in (UNSEREM LAND) die Maßnahmen zur Bekämpfung der Wirtschaftskrise und zur Förderung der wirtschaftlichen Erholung Menschen der folgenden Gruppen ausschließen?

Menschen unter 30 Jahre

		NSP	Total 'Oui'	Total 'Non'
		DK	Total 'Yes'	Total 'No'
		WN	Gesamt 'Ja'	Gesamt 'Nein'
		EB	EB	EB
%		83.4	83.4	83.4
	EU 28	11	31	58
	BE	7	29	64
	BG	15	31	54
	CZ	9	27	64
	DK	11	16	73
	DE	8	14	78
	EE	21	17	62
	IE	8	39	53
	EL	2	40	58
	ES	9	50	41
	FR	14	27	59
	HR	16	38	46
	IT	8	41	51
	CY	5	26	69
	LV	24	23	53
	LT	12	41	47
	LU	15	21	64
	HU	6	27	67
	MT	13	28	59
	NL	4	22	74
	AT	10	23	67
	PL	17	29	54
	PT	11	36	53
	RO	16	31	53
	SI	12	33	55
	SK	9	20	71
	FI	11	44	45
	SE	11	36	53
	UK	12	36	52

QC15.5 Selon vous, en (NOTRE PAYS), les mesures pour lutter contre la crise économique et les politiques en faveur de la reprise excluent-elles les personnes appartenant à chacun des groupes suivants ?






























Les personnes d'une religion différente de la majorité de la population

QC15.5 Do you think that in (OUR COUNTRY) measures to fight the economic crisis and policies to promote recovery are excluding people from each of the following groups?

People from a different religion than the majority of the population

QC15.5 Sind Sie der Meinung, dass in (UNSEREM LAND) die Maßnahmen zur Bekämpfung der Wirtschaftskrise und zur Förderung der wirtschaftlichen Erholung Menschen der folgenden Gruppen ausschließen?

Menschen mit einer anderen Religion als die Mehrheit der Bevölkerung

		Oui, tout à fait Yes, definitely Ja, auf jeden Fall	Oui, plutôt Yes, to some extent Ja, teilweise	Non, pas vraiment No, not really Nein, nicht wirklich	Non, pas du tout No, definitely not Nein, überhaupt nicht
%		EB 83.4	EB 83.4	EB 83.4	EB 83.4
 EU 28		6	25	36	20
 BE		4	29	44	16
 BG		7	19	24	30
 CZ		3	23	32	30
 DK		5	22	33	27
 DE		3	25	39	24
 EE		3	12	27	27
 IE		8	29	35	18
 EL		7	27	39	24
 ES		13	28	32	13
 FR		5	23	36	17
 HR		9	29	30	15
 IT		5	27	36	19
 CY		9	23	31	29
 LV		2	13	22	36
 LT		7	25	30	23
 LU		3	14	44	22
 HU		5	23	31	33
 MT		9	24	32	20
 NL		5	24	36	28
 AT		6	32	34	18
 PL		4	23	37	16
 PT		6	27	36	17
 RO		8	21	29	25
 SI		8	25	30	25
 SK		3	16	29	42
 FI		4	30	34	16
 SE		8	30	28	21
 UK		6	27	38	15

QC15.5 Selon vous, en (NOTRE PAYS), les mesures pour lutter contre la crise économique et les politiques en faveur de la reprise excluent-elles les personnes appartenant à chacun des groupes suivants ?






























Les personnes d'une religion différente de la majorité de la population

QC15.5 Do you think that in (OUR COUNTRY) measures to fight the economic crisis and policies to promote recovery are excluding people from each of the following groups?

People from a different religion than the majority of the population

QC15.5 Sind Sie der Meinung, dass in (UNSEREM LAND) die Maßnahmen zur Bekämpfung der Wirtschaftskrise und zur Förderung der wirtschaftlichen Erholung Menschen der folgenden Gruppen ausschließen?

Menschen mit einer anderen Religion als die Mehrheit der Bevölkerung

		NSP	Total 'Oui'	Total 'Non'
		DK	Total 'Yes'	Total 'No'
		WN	Gesamt 'Ja'	Gesamt 'Nein'
%		EB	EB	EB
		83.4	83.4	83.4
	EU 28	13	31	56
	BE	7	33	60
	BG	20	26	54
	CZ	12	26	62
	DK	13	27	60
	DE	9	28	63
	EE	31	15	54
	IE	10	37	53
	EL	3	34	63
	ES	14	41	45
	FR	19	28	53
	HR	17	38	45
	IT	13	32	55
	CY	8	32	60
	LV	27	15	58
	LT	15	32	53
	LU	17	17	66
	HU	8	28	64
	MT	15	33	52
	NL	7	29	64
	AT	10	38	52
	PL	20	27	53
	PT	14	33	53
	RO	17	29	54
	SI	12	33	55
	SK	10	19	71
	FI	16	34	50
	SE	13	38	49
	UK	14	33	53

QC15.6 Selon vous, en (NOTRE PAYS), les mesures pour lutter contre la crise économique et les politiques en faveur de la reprise excluent-elles les personnes appartenant à chacun des groupes suivants ?






























Les personnes atteintes d'un handicap

QC15.6 Do you think that in (OUR COUNTRY) measures to fight the economic crisis and policies to promote recovery are excluding people from each of the following groups?

People with a disability

QC15.6 Sind Sie der Meinung, dass in (UNSEREM LAND) die Maßnahmen zur Bekämpfung der Wirtschaftskrise und zur Förderung der wirtschaftlichen Erholung Menschen der folgenden Gruppen ausschließen?

Menschen mit einer Behinderung

		Oui, tout à fait Yes, definitely Ja, auf jeden Fall	Oui, plutôt Yes, to some extent Ja, teilweise	Non, pas vraiment No, not really Nein, nicht wirklich	Non, pas du tout No, definitely not Nein, überhaupt nicht
%		EB 83.4	EB 83.4	EB 83.4	EB 83.4
	EU 28	11	35	28	14
	BE	8	36	37	12
	BG	25	28	16	15
	CZ	8	44	24	15
	DK	8	30	27	23
	DE	5	36	32	18
	EE	13	36	18	14
	IE	12	37	29	13
	EL	22	41	24	10
	ES	18	38	24	10
	FR	10	32	30	13
	HR	11	35	25	12
	IT	9	35	30	14
	CY	14	37	24	19
	LV	8	29	19	21
	LT	16	42	20	9
	LU	7	21	38	16
	HU	9	35	27	22
	MT	9	28	27	22
	NL	12	38	22	23
	AT	10	42	26	13
	PL	7	34	30	11
	PT	19	39	22	8
	RO	14	26	24	17
	SI	15	41	19	14
	SK	6	37	25	23
	FI	11	50	17	9
	SE	15	36	20	16
	UK	11	32	31	13

QC15.6 Selon vous, en (NOTRE PAYS), les mesures pour lutter contre la crise économique et les politiques en faveur de la reprise excluent-elles les personnes appartenant à chacun des groupes suivants ?






























Les personnes atteintes d'un handicap

QC15.6 Do you think that in (OUR COUNTRY) measures to fight the economic crisis and policies to promote recovery are excluding people from each of the following groups?

People with a disability

QC15.6 Sind Sie der Meinung, dass in (UNSEREM LAND) die Maßnahmen zur Bekämpfung der Wirtschaftskrise und zur Förderung der wirtschaftlichen Erholung Menschen der folgenden Gruppen ausschließen?

Menschen mit einer Behinderung

		NSP	Total 'Oui'	Total 'Non'
		DK	Total 'Yes'	Total 'No'
		WN	Gesamt 'Ja'	Gesamt 'Nein'
%		EB	EB	EB
		83.4	83.4	83.4
	EU 28	12	46	42
	BE	7	44	49
	BG	16	53	31
	CZ	9	52	39
	DK	12	38	50
	DE	9	41	50
	EE	19	49	32
	IE	9	49	42
	EL	3	63	34
	ES	10	56	34
	FR	15	42	43
	HR	17	46	37
	IT	12	44	44
	CY	6	51	43
	LV	23	37	40
	LT	13	58	29
	LU	18	28	54
	HU	7	44	49
	MT	14	37	49
	NL	5	50	45
	AT	9	52	39
	PL	18	41	41
	PT	12	58	30
	RO	19	40	41
	SI	11	56	33
	SK	9	43	48
	FI	13	61	26
	SE	13	51	36
	UK	13	43	44

QC15.7 Selon vous, en (NOTRE PAYS), les mesures pour lutter contre la crise économique et les politiques en faveur de la reprise excluent-elles les personnes appartenant à chacun des groupes suivants ?






























Les personnes transgenres ou transsexuelles

QC15.7 Do you think that in (OUR COUNTRY) measures to fight the economic crisis and policies to promote recovery are excluding people from each of the following groups?

Transgender or transsexual people

QC15.7 Sind Sie der Meinung, dass in (UNSEREM LAND) die Maßnahmen zur Bekämpfung der Wirtschaftskrise und zur Förderung der wirtschaftlichen Erholung Menschen der folgenden Gruppen ausschließen?

Transgender oder transsexuelle Menschen

		Oui, tout à fait Yes, definitely Ja, auf jeden Fall	Oui, plutôt Yes, to some extent Ja, teilweise	Non, pas vraiment No, not really Nein, nicht wirklich	Non, pas du tout No, definitely not Nein, überhaupt nicht
%		EB 83.4	EB 83.4	EB 83.4	EB 83.4
 EU 28		10	24	28	16
 BE		6	27	40	15
 BG		12	12	15	19
 CZ		4	25	28	23
 DK		4	15	29	29
 DE		6	24	30	19
 EE		5	11	15	22
 IE		8	29	31	14
 EL		17	34	25	16
 ES		19	28	22	9
 FR		11	21	24	15
 HR		10	27	25	12
 IT		12	29	25	14
 CY		21	27	18	17
 LV		4	13	17	29
 LT		12	28	19	15
 LU		6	16	28	18
 HU		8	24	28	25
 MT		8	25	26	21
 NL		7	22	30	27
 AT		10	32	27	15
 PL		6	23	32	14
 PT		15	30	27	9
 RO		15	19	20	17
 SI		11	24	23	20
 SK		6	24	22	30
 FI		6	31	28	15
 SE		9	22	26	22
 UK		7	25	35	15

QC15.7 Selon vous, en (NOTRE PAYS), les mesures pour lutter contre la crise économique et les politiques en faveur de la reprise excluent-elles les personnes appartenant à chacun des groupes suivants ?






























Les personnes transgenres ou transsexuelles

QC15.7 Do you think that in (OUR COUNTRY) measures to fight the economic crisis and policies to promote recovery are excluding people from each of the following groups?

Transgender or transsexual people

QC15.7 Sind Sie der Meinung, dass in (UNSEREM LAND) die Maßnahmen zur Bekämpfung der Wirtschaftskrise und zur Förderung der wirtschaftlichen Erholung Menschen der folgenden Gruppen ausschließen?

Transgender oder transsexuelle Menschen

		NSP	Total 'Oui'	Total 'Non'
		DK	Total 'Yes'	Total 'No'
		WN	Gesamt 'Ja'	Gesamt 'Nein'
%		EB	EB	EB
		83.4	83.4	83.4
 EU 28		22	34	44
 BE		12	33	55
 BG		42	24	34
 CZ		20	29	51
 DK		23	19	58
 DE		21	30	49
 EE		47	16	37
 IE		18	37	45
 EL		8	51	41
 ES		22	47	31
 FR		29	32	39
 HR		26	37	37
 IT		20	41	39
 CY		17	48	35
 LV		37	17	46
 LT		26	40	34
 LU		32	22	46
 HU		15	32	53
 MT		20	33	47
 NL		14	29	57
 AT		16	42	42
 PL		25	29	46
 PT		19	45	36
 RO		29	34	37
 SI		22	35	43
 SK		18	30	52
 FI		20	37	43
 SE		21	31	48
 UK		18	32	50






























QC16.1 Dans quelle mesure êtes-vous d'accord ou pas d'accord avec chacune des propositions suivantes ?
Les personnes homosexuelles, lesbiennes et bisexuelles devraient avoir les mêmes droits que les personnes hétérosexuelles

QC16.1 To what extent do you agree or disagree with each of the following statements?

Gay, lesbian and bisexual people should have the same rights as heterosexual people

QC16.1 Sagen Sie mir bitte, inwieweit Sie den folgenden Aussagen zustimmen oder nicht zustimmen.

Schwule, lesbische und bisexuelle Menschen sollten dieselben Rechte wie heterosexuelle Menschen haben

		Tout à fait d'accord	Plutôt d'accord	Plutôt pas d'accord	Pas du tout d'accord
		Totally agree	Tend to agree	Tend to disagree	Totally disagree
		Stimme voll und ganz zu	Stimme eher zu	Stimme eher nicht zu	Stimme überhaupt nicht zu
%		EB 83.4	EB 83.4	EB 83.4	EB 83.4
 EU 28		45	26	12	11
 BE		50	31	12	5
 BG		24	27	13	23
 CZ		26	36	21	12
 DK		75	15	5	3
 DE		43	27	16	8
 EE		22	22	15	30
 IE		56	31	6	4
 EL		24	38	17	17
 ES		74	16	4	2
 FR		53	28	8	8
 HR		17	31	17	25
 IT		32	40	14	7
 CY		40	22	10	21
 LV		19	23	14	37
 LT		17	27	19	31
 LU		50	25	14	7
 HU		19	30	21	23
 MT		50	27	11	8
 NL		86	10	1	2
 AT		36	34	15	10
 PL		12	25	24	28
 PT		26	45	13	10
 RO		18	18	15	39
 SI		27	27	20	20
 SK		9	27	27	28
 FI		50	24	13	8
 SE		89	6	3	1
 UK		62	22	6	4






























QC16.1 Dans quelle mesure êtes-vous d'accord ou pas d'accord avec chacune des propositions suivantes ?
Les personnes homosexuelles, lesbiennes et bisexuelles devraient avoir les mêmes droits que les personnes hétérosexuelles

QC16.1 To what extent do you agree or disagree with each of the following statements?

Gay, lesbian and bisexual people should have the same rights as heterosexual people

QC16.1 Sagen Sie mir bitte, inwieweit Sie den folgenden Aussagen zustimmen oder nicht zustimmen.

Schwule, lesbische und bisexuelle Menschen sollten dieselben Rechte wie heterosexuelle Menschen haben

		NSP	Total 'D'accord'	Total 'Pas d'accord'
		DK	Total 'Agree'	Total 'Disagree'
		WN	Gesamt 'Stimme zu'	Gesamt 'Stimme nicht zu'
%		EB	EB	EB
		83.4	83.4	83.4
	EU 28	6	71	23
	BE	2	81	17
	BG	13	51	36
	CZ	5	62	33
	DK	2	90	8
	DE	6	70	24
	EE	11	44	45
	IE	3	87	10
	EL	4	62	34
	ES	4	90	6
	FR	3	81	16
	HR	10	48	42
	IT	7	72	21
	CY	7	62	31
	LV	7	42	51
	LT	6	44	50
	LU	4	75	21
	HU	7	49	44
	MT	4	77	19
	NL	1	96	3
	AT	5	70	25
	PL	11	37	52
	PT	6	71	23
	RO	10	36	54
	SI	6	54	40
	SK	9	36	55
	FI	5	74	21
	SE	1	95	4
	UK	6	84	10

QC16.2 Dans quelle mesure êtes-vous d'accord ou pas d'accord avec chacune des propositions suivantes ?






























Il n'y a rien de mal dans une relation sexuelle entre deux personnes du même sexe

QC16.2 To what extent do you agree or disagree with each of the following statements?

There is nothing wrong in a sexual relationship between two persons of the same sex

QC16.2 Sagen Sie mir bitte, inwieweit Sie den folgenden Aussagen zustimmen oder nicht zustimmen.

An einer sexuellen Beziehung zwischen zwei Personen des gleichen Geschlechts ist nichts Schlechtes

		Tout à fait d'accord	Plutôt d'accord	Plutôt pas d'accord	Pas du tout d'accord
		Totally agree	Tend to agree	Tend to disagree	Totally disagree
		Stimme voll und ganz zu	Stimme eher zu	Stimme eher nicht zu	Stimme überhaupt nicht zu
%		EB 83.4	EB 83.4	EB 83.4	EB 83.4
 EU 28		41	26	14	13
 BE		49	33	11	5
 BG		10	17	19	43
 CZ		24	36	24	12
 DK		76	12	5	5
 DE		45	29	14	6
 EE		19	21	15	34
 IE		52	30	7	7
 EL		15	27	22	32
 ES		68	19	6	3
 FR		55	28	7	7
 HR		13	26	23	30
 IT		24	37	19	10
 CY		23	17	14	40
 LV		9	14	17	54
 LT		12	18	21	45
 LU		53	27	8	7
 HU		15	29	23	26
 MT		45	26	11	13
 NL		81	10	4	4
 AT		37	30	16	10
 PL		12	25	24	29
 PT		20	39	20	14
 RO		11	13	18	51
 SI		26	29	16	22
 SK		7	26	30	28
 FI		51	20	13	10
 SE		85	8	3	3
 UK		52	23	10	10

QC16.2 Dans quelle mesure êtes-vous d'accord ou pas d'accord avec chacune des propositions suivantes ?






























Il n'y a rien de mal dans une relation sexuelle entre deux personnes du même sexe

QC16.2 To what extent do you agree or disagree with each of the following statements?

There is nothing wrong in a sexual relationship between two persons of the same sex

QC16.2 Sagen Sie mir bitte, inwieweit Sie den folgenden Aussagen zustimmen oder nicht zustimmen.

An einer sexuellen Beziehung zwischen zwei Personen des gleichen Geschlechts ist nichts Schlechtes

		NSP	Total 'D'accord'	Total 'Pas d'accord'
		DK	Total 'Agree'	Total 'Disagree'
		WN	Gesamt 'Stimme zu'	Gesamt 'Stimme nicht zu'
%		EB	EB	EB
		83.4	83.4	83.4
	EU 28	6	67	27
	BE	2	82	16
	BG	11	27	62
	CZ	4	60	36
	DK	2	88	10
	DE	6	74	20
	EE	11	40	49
	IE	4	82	14
	EL	4	42	54
	ES	4	87	9
	FR	3	83	14
	HR	8	39	53
	IT	10	61	29
	CY	6	40	54
	LV	6	23	71
	LT	4	30	66
	LU	5	80	15
	HU	7	44	49
	MT	5	71	24
	NL	1	91	8
	AT	7	67	26
	PL	10	37	53
	PT	7	59	34
	RO	7	24	69
	SI	7	55	38
	SK	9	33	58
	FI	6	71	23
	SE	1	93	6
	UK	5	75	20

QC16.3 Dans quelle mesure êtes-vous d'accord ou pas d'accord avec chacune des propositions suivantes ?






























Les mariages entre personnes de même sexe devraient être autorisés partout en Europe

QC16.3 To what extent do you agree or disagree with each of the following statements?

Same sex marriages should be allowed throughout Europe

QC16.3 Sagen Sie mir bitte, inwieweit Sie den folgenden Aussagen zustimmen oder nicht zustimmen.

Gleichgeschlechtliche Ehen sollten in ganz Europa erlaubt sein

		Tout à fait d'accord	Plutôt d'accord	Plutôt pas d'accord	Pas du tout d'accord
		Totally agree	Tend to agree	Tend to disagree	Totally disagree
		Stimme voll und ganz zu	Stimme eher zu	Stimme eher nicht zu	Stimme überhaupt nicht zu
%		EB 83.4	EB 83.4	EB 83.4	EB 83.4
 EU 28		38	23	15	18
 BE		47	30	13	7
 BG		6	11	18	50
 CZ		23	34	22	14
 DK		74	13	4	5
 DE		42	24	16	13
 EE		15	16	16	42
 IE		51	29	7	8
 EL		14	19	19	44
 ES		67	17	5	5
 FR		44	27	10	14
 HR		14	23	22	32
 IT		22	33	20	15
 CY		24	13	12	44
 LV		7	12	15	61
 LT		10	14	19	52
 LU		51	24	10	10
 HU		14	25	21	32
 MT		42	23	11	18
 NL		79	12	3	4
 AT		35	27	17	15
 PL		9	19	25	36
 PT		24	37	19	14
 RO		10	11	17	52
 SI		27	27	17	23
 SK		5	19	31	38
 FI		45	21	14	14
 SE		83	7	3	4
 UK		49	22	11	13

QC16.3 Dans quelle mesure êtes-vous d'accord ou pas d'accord avec chacune des propositions suivantes ?






























Les mariages entre personnes de même sexe devraient être autorisés partout en Europe

QC16.3 To what extent do you agree or disagree with each of the following statements?

Same sex marriages should be allowed throughout Europe

QC16.3 Sagen Sie mir bitte, inwieweit Sie den folgenden Aussagen zustimmen oder nicht zustimmen.

Gleichgeschlechtliche Ehen sollten in ganz Europa erlaubt sein






























		NSP	Total 'D'accord'	Total 'Pas d'accord'
		DK	Total 'Agree'	Total 'Disagree'
		WN	Gesamt 'Stimme zu'	Gesamt 'Stimme nicht zu'
%		EB	EB	EB
		83.4	83.4	83.4
	EU 28	6	61	33
	BE	3	77	20
	BG	15	17	68
	CZ	7	57	36
	DK	4	87	9
	DE	5	66	29
	EE	11	31	58
	IE	5	80	15
	EL	4	33	63
	ES	6	84	10
	FR	5	71	24
	HR	9	37	54
	IT	10	55	35
	CY	7	37	56
	LV	5	19	76
	LT	5	24	71
	LU	5	75	20
	HU	8	39	53
	MT	6	65	29
	NL	2	91	7
	AT	6	62	32
	PL	11	28	61
	PT	6	61	33
	RO	10	21	69
	SI	6	54	40
	SK	7	24	69
	FI	6	66	28
	SE	3	90	7
	UK	5	71	24

QC17.1 Et dans quelle mesure êtes-vous d'accord ou pas d'accord avec chacune des propositions suivantes ? Les leçons et le matériel pédagogique à l'école devraient inclure des informations sur la diversité en termes ...
De religion ou de convictions

QC17.1 And to what extent do you agree or disagree with each of the following statements? School lessons and material should include information about diversity in terms of...
Religion or beliefs

QC17.1 Und inwieweit stimmen Sie den folgenden Aussagen zu oder nicht zu? Der Schulunterricht und die Unterrichtsmaterialien sollten über Vielfalt in Bezug auf ... informieren.

Religion oder Glauben

		Tout à fait d'accord	Plutôt d'accord	Plutôt pas d'accord	Pas du tout d'accord
		Totally agree	Tend to agree	Tend to disagree	Totally disagree
		Stimme voll und ganz zu	Stimme eher zu	Stimme eher nicht zu	Stimme überhaupt nicht zu
		EB	EB	EB	EB
%		83.4	83.4	83.4	83.4
	EU 28	43	37	9	6
	BE	35	45	14	3
	BG	52	29	6	6
	CZ	25	43	18	10
	DK	60	26	5	5
	DE	53	36	6	2
	EE	41	41	6	6
	IE	47	39	7	3
	EL	41	44	7	6
	ES	53	27	7	5
	FR	32	34	13	15
	HR	39	41	9	5
	IT	31	46	11	7
	CY	71	19	4	3
	LV	40	42	7	7
	LT	37	46	7	6
	LU	45	41	6	5
	HU	33	37	15	13
	MT	47	36	8	6
	NL	66	25	5	3
	AT	38	44	7	4
	PL	22	50	11	9
	PT	26	49	8	7
	RO	45	32	8	10
	SI	28	43	14	10
	SK	24	50	10	8
	FI	53	35	7	2
	SE	81	13	3	1
	UK	54	33	6	4

QC17.1 Et dans quelle mesure êtes-vous d'accord ou pas d'accord avec chacune des propositions suivantes ? Les leçons et le matériel pédagogique à l'école devraient inclure des informations sur la diversité en termes ...






























De religion ou de convictions

QC17.1 And to what extent do you agree or disagree with each of the following statements? School lessons and material should include information about diversity in terms of...

Religion or beliefs

QC17.1 Und inwieweit stimmen Sie den folgenden Aussagen zu oder nicht zu? Der Schulunterricht und die Unterrichtsmaterialien sollten über Vielfalt in Bezug auf ... informieren.

Religion oder Glauben






























		NSP	Total 'D'accord'	Total 'Pas d'accord'
		DK	Total 'Agree'	Total 'Disagree'
		WN	Gesamt 'Stimme zu'	Gesamt 'Stimme nicht zu'
%		EB	EB	EB
		83.4	83.4	83.4
	EU 28	5	80	15
	BE	3	80	17
	BG	7	81	12
	CZ	4	68	28
	DK	4	86	10
	DE	3	89	8
	EE	6	82	12
	IE	4	86	10
	EL	2	85	13
	ES	8	80	12
	FR	6	66	28
	HR	6	80	14
	IT	5	77	18
	CY	3	90	7
	LV	4	82	14
	LT	4	83	13
	LU	3	86	11
	HU	2	70	28
	MT	3	83	14
	NL	1	91	8
	AT	7	82	11
	PL	8	72	20
	PT	10	75	15
	RO	5	77	18
	SI	5	71	24
	SK	8	74	18
	FI	3	88	9
	SE	2	94	4
	UK	3	87	10

QC17.2 Et dans quelle mesure êtes-vous d'accord ou pas d'accord avec chacune des propositions suivantes ? Les leçons et le matériel pédagogique à l'école devraient inclure des informations sur la diversité en termes ...
D'origine ethnique

QC17.2 And to what extent do you agree or disagree with each of the following statements? School lessons and material should include information about diversity in terms of...
Ethnic origin

QC17.2 Und inwieweit stimmen Sie den folgenden Aussagen zu oder nicht zu? Der Schulunterricht und die Unterrichtsmaterialien sollten über Vielfalt in Bezug auf ... informieren.

Ethnische Herkunft

		Tout à fait d'accord	Plutôt d'accord	Plutôt pas d'accord	Pas du tout d'accord
		Totally agree	Tend to agree	Tend to disagree	Totally disagree
		Stimme voll und ganz zu	Stimme eher zu	Stimme eher nicht zu	Stimme überhaupt nicht zu
		EB	EB	EB	EB
%		83.4	83.4	83.4	83.4
	EU 28	42	39	8	6
	BE	34	45	15	3
	BG	42	32	8	8
	CZ	27	44	16	9
	DK	55	29	6	5
	DE	48	41	6	2
	EE	41	43	5	5
	IE	49	39	6	2
	EL	43	44	5	6
	ES	55	27	6	4
	FR	33	38	10	12
	HR	35	39	12	7
	IT	29	46	12	7
	CY	70	20	3	4
	LV	39	42	5	9
	LT	36	45	7	7
	LU	46	44	4	3
	HU	30	37	17	14
	MT	45	37	8	6
	NL	63	27	5	3
	AT	34	46	9	4
	PL	22	49	12	9
	PT	27	49	8	6
	RO	34	34	10	15
	SI	26	45	14	10
	SK	22	49	12	8
	FI	52	36	7	2
	SE	80	14	3	1
	UK	55	33	5	3

QC17.2 Et dans quelle mesure êtes-vous d'accord ou pas d'accord avec chacune des propositions suivantes ? Les leçons et le matériel pédagogique à l'école devraient inclure des informations sur la diversité en termes ...






























D'origine ethnique

QC17.2 And to what extent do you agree or disagree with each of the following statements? School lessons and material should include information about diversity in terms of...

Ethnic origin

QC17.2 Und inwieweit stimmen Sie den folgenden Aussagen zu oder nicht zu? Der Schulunterricht und die Unterrichtsmaterialien sollten über Vielfalt in Bezug auf ... informieren.

Ethnische Herkunft






























	NSP	Total 'D'accord'	Total 'Pas d'accord'
	DK	Total 'Agree'	Total 'Disagree'
	WN	Gesamt 'Stimme zu'	Gesamt 'Stimme nicht zu'
%	EB	EB	EB
	83.4	83.4	83.4
 EU 28	5	81	14
 BE	3	79	18
 BG	10	74	16
 CZ	4	71	25
 DK	5	84	11
 DE	3	89	8
 EE	6	84	10
 IE	4	88	8
 EL	2	87	11
 ES	8	82	10
 FR	7	71	22
 HR	7	74	19
 IT	6	75	19
 CY	3	90	7
 LV	5	81	14
 LT	5	81	14
 LU	3	90	7
 HU	2	67	31
 MT	4	82	14
 NL	2	90	8
 AT	7	80	13
 PL	8	71	21
 PT	10	76	14
 RO	7	68	25
 SI	5	71	24
 SK	9	71	20
 FI	3	88	9
 SE	2	94	4
 UK	4	88	8

QC17.3 Et dans quelle mesure êtes-vous d'accord ou pas d'accord avec chacune des propositions suivantes ? Les leçons et le matériel pédagogique à l'école devraient inclure des informations sur la diversité en termes ...
D'orientation sexuelle (être homosexuel, lesbienne ou bisexuel)

QC17.3 And to what extent do you agree or disagree with each of the following statements? School lessons and material should include information about diversity in terms of...
Sexual orientation (being gay, lesbian, or bisexual people)

QC17.3 Und inwieweit stimmen Sie den folgenden Aussagen zu oder nicht zu? Der Schulunterricht und die Unterrichtsmaterialien sollten über Vielfalt in Bezug auf ... informieren.

Sexuelle Orientierung (schwule, lesbische oder bisexuelle Menschen)

		Tout à fait d'accord	Plutôt d'accord	Plutôt pas d'accord	Pas du tout d'accord
		Totally agree	Tend to agree	Tend to disagree	Totally disagree
		Stimme voll und ganz zu	Stimme eher zu	Stimme eher nicht zu	Stimme überhaupt nicht zu
		EB	EB	EB	EB
%		83.4	83.4	83.4	83.4
 EU 28		33	34	15	12
 BE		33	43	17	5
 BG		26	23	17	21
 CZ		20	39	23	12
 DK		55	26	8	6
 DE		37	38	15	6
 EE		26	39	13	13
 IE		41	36	11	6
 EL		26	38	18	14
 ES		50	24	9	8
 FR		26	30	18	18
 HR		27	37	17	11
 IT		20	38	21	12
 CY		56	24	5	9
 LV		15	36	17	27
 LT		16	31	18	29
 LU		35	39	10	10
 HU		26	32	19	19
 MT		39	36	11	10
 NL		63	28	5	3
 AT		28	37	16	11
 PL		16	39	18	18
 PT		25	44	10	8
 RO		22	23	16	31
 SI		23	40	17	14
 SK		13	35	24	18
 FI		44	36	13	3
 SE		81	12	3	2
 UK		42	34	11	8

QC17.3 Et dans quelle mesure êtes-vous d'accord ou pas d'accord avec chacune des propositions suivantes ? Les leçons et le matériel pédagogique à l'école devraient inclure des informations sur la diversité en termes ...






























D'orientation sexuelle (être homosexuel, lesbienne ou bisexuel)

QC17.3 And to what extent do you agree or disagree with each of the following statements? School lessons and material should include information about diversity in terms of...

Sexual orientation (being gay, lesbian, or bisexual people)

QC17.3 Und inwieweit stimmen Sie den folgenden Aussagen zu oder nicht zu? Der Schulunterricht und die Unterrichtsmaterialien sollten über Vielfalt in Bezug auf ... informieren.

Sexuelle Orientierung (schwule, lesbische oder bisexuelle Menschen)






























	NSP	Total 'D'accord'	Total 'Pas d'accord'
	DK	Total 'Agree'	Total 'Disagree'
	WN	Gesamt 'Stimme zu'	Gesamt 'Stimme nicht zu'
%	EB	EB	EB
	83.4	83.4	83.4
 EU 28	6	67	27
 BE	2	76	22
 BG	13	49	38
 CZ	6	59	35
 DK	5	81	14
 DE	4	75	21
 EE	9	65	26
 IE	6	77	17
 EL	4	64	32
 ES	9	74	17
 FR	8	56	36
 HR	8	64	28
 IT	9	58	33
 CY	6	80	14
 LV	5	51	44
 LT	6	47	47
 LU	6	74	20
 HU	4	58	38
 MT	4	75	21
 NL	1	91	8
 AT	8	65	27
 PL	9	55	36
 PT	13	69	18
 RO	8	45	47
 SI	6	63	31
 SK	10	48	42
 FI	4	80	16
 SE	2	93	5
 UK	5	76	19

QC17.4 Et dans quelle mesure êtes-vous d'accord ou pas d'accord avec chacune des propositions suivantes ? Les leçons et le matériel pédagogique à l'école devraient inclure des informations sur la diversité en termes ...
D'identité sexuelle (être transgenre ou transsexuel)

QC17.4 And to what extent do you agree or disagree with each of the following statements? School lessons and material should include information about diversity in terms of...
Gender identity (being transgender or transsexual people)

QC17.4 Und inwieweit stimmen Sie den folgenden Aussagen zu oder nicht zu? Der Schulunterricht und die Unterrichtsmaterialien sollten über Vielfalt in Bezug auf ... informieren.

Geschlechtsidentität (Transgender oder transsexuelle Menschen)

		Tout à fait d'accord	Plutôt d'accord	Plutôt pas d'accord	Pas du tout d'accord
		Totally agree	Tend to agree	Tend to disagree	Totally disagree
		Stimme voll und ganz zu	Stimme eher zu	Stimme eher nicht zu	Stimme überhaupt nicht zu
		EB	EB	EB	EB
%		83.4	83.4	83.4	83.4
	EU 28	31	33	16	13
	BE	29	41	19	7
	BG	25	23	15	22
	CZ	19	36	24	14
	DK	48	29	10	7
	DE	34	36	16	8
	EE	24	35	14	16
	IE	39	36	10	7
	EL	26	36	17	16
	ES	49	24	9	8
	FR	24	29	18	21
	HR	28	35	17	12
	IT	19	37	22	13
	CY	56	22	7	9
	LV	15	34	18	27
	LT	16	31	18	29
	LU	33	35	12	12
	HU	25	30	22	19
	MT	38	34	11	11
	NL	54	29	10	4
	AT	26	36	16	12
	PL	16	39	19	17
	PT	25	44	10	8
	RO	21	23	16	31
	SI	22	39	18	16
	SK	13	32	24	20
	FI	42	36	14	4
	SE	79	14	3	2
	UK	41	34	11	8

QC17.4 Et dans quelle mesure êtes-vous d'accord ou pas d'accord avec chacune des propositions suivantes ? Les leçons et le matériel pédagogique à l'école devraient inclure des informations sur la diversité en termes ...






























D'identité sexuelle (être transgenre ou transsexuel)

QC17.4 And to what extent do you agree or disagree with each of the following statements? School lessons and material should include information about diversity in terms of...

Gender identity (being transgender or transsexual people)

QC17.4 Und inwieweit stimmen Sie den folgenden Aussagen zu oder nicht zu? Der Schulunterricht und die Unterrichtsmaterialien sollten über Vielfalt in Bezug auf ... informieren.

Geschlechtsidentität (Transgender oder transsexuelle Menschen)

		NSP	Total 'D'accord'	Total 'Pas d'accord'
		DK	Total 'Agree'	Total 'Disagree'
		WN	Gesamt 'Stimme zu'	Gesamt 'Stimme nicht zu'
%		EB	EB	EB
		83.4	83.4	83.4
 EU 28		7	64	29
 BE		4	70	26
 BG		15	48	37
 CZ		7	55	38
 DK		6	77	17
 DE		6	70	24
 EE		11	59	30
 IE		8	75	17
 EL		5	62	33
 ES		10	73	17
 FR		8	53	39
 HR		8	63	29
 IT		9	56	35
 CY		6	78	16
 LV		6	49	45
 LT		6	47	47
 LU		8	68	24
 HU		4	55	41
 MT		6	72	22
 NL		3	83	14
 AT		10	62	28
 PL		9	55	36
 PT		13	69	18
 RO		9	44	47
 SI		5	61	34
 SK		11	45	44
 FI		4	78	18
 SE		2	93	5
 UK		6	75	19

QC18.1 Sur une échelle de 1 à 10, pouvez-vous me dire si vous vous sentiriez à l'aise si des personnes appartenant à chacun des groupes suivants montraient des gestes d'affection en public (p. ex. qu'elles s'embrassent ou se donnent la main). '1' signifie que vous vous sentiriez "très mal à l'aise" et '10' que vous vous sentiriez "tout à fait à l'aise".






























Des couples hétérosexuels

QC18.1 Using a scale from 1 to 10, please tell me how comfortable you would feel with people in each of the following groups showing affection in public (e.g. kissing or holding hands). '1' means that you would feel, "not at all comfortable" and '10' that you would feel "totally comfortable".

Heterosexual couples

QC18.1 Bitte sagen Sie mir anhand einer Skala von 1 bis 10, wie wohl Sie sich fühlen würden, wenn Personen der folgenden Gruppen in der Öffentlichkeit ihre Zuneigung zeigen würden (z. B. küssen oder Händchen halten). '1' bedeutet, dass Sie sich damit "überhaupt nicht wohl fühlen würden", und '10' bedeutet, dass Sie sich damit "vollkommen wohl fühlen würden".






























Heterosexuelle Paare

		1 Très mal à l'aise	2	3	4
		1 Not at all comfortable	2	3	4
		1 Würde mich überhaupt nicht wohl fühlen	2	3	4
%		EB 83.4	EB 83.4	EB 83.4	EB 83.4
	EU 28	9	1	2	3
	BE	3	1	2	3
	BG	27	2	3	3
	CZ	13	3	4	4
	DK	3	1	1	2
	DE	7	1	2	2
	EE	18	2	2	3
	IE	7	1	3	2
	EL	11	1	3	2
	ES	3	0	2	1
	FR	6	1	2	2
	HR	16	6	4	4
	IT	4	2	4	3
	CY	23	2	3	2
	LV	30	3	3	3
	LT	36	4	4	3
	LU	2	0	1	0
	HU	22	2	3	4
	MT	13	3	3	5
	NL	4	1	2	2
	AT	9	1	3	3
	PL	16	2	3	4
	PT	13	2	3	5
	RO	42	3	4	2
	SI	17	2	3	2
	SK	14	5	5	4
	FI	5	2	4	3
	SE	2	1	1	1
	UK	6	1	1	3

QC18.1 Sur une échelle de 1 à 10, pouvez-vous me dire si vous vous sentiriez à l'aise si des personnes appartenant à chacun des groupes suivants montraient des gestes d'affection en public (p. ex. qu'elles s'embrassent ou se donnent la main). '1' signifie que vous vous sentiriez "très mal à l'aise" et '10' que vous vous sentiriez "tout à fait à l'aise".
Des couples hétérosexuels

QC18.1 Using a scale from 1 to 10, please tell me how comfortable you would feel with people in each of the following groups showing affection in public (e.g. kissing or holding hands). '1' means that you would feel, "not at all comfortable" and '10' that you would feel "totally comfortable".
Heterosexual couples






























QC18.1 Bitte sagen Sie mir anhand einer Skala von 1 bis 10, wie wohl Sie sich fühlen würden, wenn Personen der folgenden Gruppen in der Öffentlichkeit ihre Zuneigung zeigen würden (z. B. küssen oder Händchen halten). '1' bedeutet, dass Sie sich damit "überhaupt nicht wohl fühlen würden", und '10' bedeutet, dass Sie sich damit "vollkommen wohl fühlen würden".
Heterosexuelle Paare

		5	6	7	8
		5	6	7	8
		5	6	7	8
		5	6	7	8
%		EB 83.4	EB 83.4	EB 83.4	EB 83.4
 EU 28		7	4	7	8
 BE		7	4	12	15
 BG		7	5	4	4
 CZ		13	6	7	7
 DK		5	3	4	8
 DE		7	4	5	7
 EE		7	2	5	6
 IE		7	7	6	6
 EL		4	4	6	10
 ES		6	3	8	6
 FR		5	2	6	10
 HR		11	6	6	5
 IT		6	7	9	12
 CY		10	2	5	5
 LV		9	4	4	5
 LT		9	3	3	5
 LU		6	1	3	5
 HU		7	4	4	7
 MT		11	3	6	8
 NL		7	6	13	15
 AT		7	6	7	7
 PL		7	6	5	5
 PT		10	5	5	8
 RO		5	3	3	3
 SI		14	6	6	7
 SK		14	6	5	6
 FI		5	2	3	6
 SE		4	2	5	7
 UK		8	4	7	9

QC18.1 Sur une échelle de 1 à 10, pouvez-vous me dire si vous vous sentiriez à l'aise si des personnes appartenant à chacun des groupes suivants montraient des gestes d'affection en public (p. ex. qu'elles s'embrassent ou se donnent la main). '1' signifie que vous vous sentiriez "très mal à l'aise" et '10' que vous vous sentiriez "tout à fait à l'aise".
Des couples hétérosexuels

QC18.1 Using a scale from 1 to 10, please tell me how comfortable you would feel with people in each of the following groups showing affection in public (e.g. kissing or holding hands). '1' means that you would feel, "not at all comfortable" and '10' that you would feel "totally comfortable".
Heterosexual couples






























QC18.1 Bitte sagen Sie mir anhand einer Skala von 1 bis 10, wie wohl Sie sich fühlen würden, wenn Personen der folgenden Gruppen in der Öffentlichkeit ihre Zuneigung zeigen würden (z. B. küssen oder Händchen halten). '1' bedeutet, dass Sie sich damit "überhaupt nicht wohl fühlen würden", und '10' bedeutet, dass Sie sich damit "vollkommen wohl fühlen würden".
Heterosexuelle Paare

		9	10 Tout à fait à l'aise	Indifférent (SPONTANE)	NSP
		9	10 Totally comfortable	Indifferent (SPONTANEOUS)	DK
		9	10 Würde mich vollkommen wohl fühlen	Ist mir egal (SPONTAN)	WN
%		EB 83.4	EB 83.4	EB 83.4	EB 83.4
	EU 28	6	40	11	1
	BE	11	40	3	0
	BG	3	21	15	3
	CZ	6	20	18	0
	DK	4	55	13	1
	DE	5	36	24	1
	EE	2	31	21	1
	IE	6	49	5	0
	EL	11	37	11	0
	ES	5	46	18	0
	FR	4	59	3	1
	HR	6	29	4	2
	IT	10	28	13	2
	CY	3	33	11	2
	LV	4	26	8	1
	LT	3	23	7	1
	LU	5	50	23	2
	HU	7	32	8	0
	MT	6	37	4	1
	NL	7	42	2	1
	AT	4	28	24	1
	PL	5	40	6	1
	PT	7	21	19	1
	RO	3	22	9	3
	SI	4	28	11	2
	SK	3	20	18	1
	FI	5	60	5	1
	SE	5	70	2	1
	UK	6	51	2	1

QC18.1 Sur une échelle de 1 à 10, pouvez-vous me dire si vous vous sentiriez à l'aise si des personnes appartenant à chacun des groupes suivants montraient des gestes d'affection en public (p. ex. qu'elles s'embrassent ou se donnent la main). '1' signifie que vous vous sentiriez "très mal". Des couples hétérosexuels

QC18.1 Using a scale from 1 to 10, please tell me how comfortable you would feel with people in each of the following groups showing affection in public (e.g. kissing or holding hands). '1' means that you would feel "not at all comfortable" and '10' that you would feel "totally comfortable". Heterosexual couples

QC18.1 Bitte sagen Sie mir anhand einer Skala von 1 bis 10, wie wohl Sie sich fühlen würden, wenn Personen der folgenden Gruppen in der Öffentlichkeit ihre Zuneigung zeigen würden (z. B. küssen oder Händchen halten). '1' bedeutet, dass Sie sich damit "überhaupt nicht wohl fühlen". Heterosexuelle Paare

		Total 'Mal à l'aise (1-4)'	Total 'Moyennement à l'aise (5-6)'	Total 'A l'aise (7-10)'
		Total 'Uncomfortable (1-4)'	Total 'Moderately comfortable (5-6)'	Total 'Comfortable (7-10)'
		Gesamt 'Unwohl' (1-4)	Gesamt 'Ziemlich wohl' (5-6)	Gesamt 'Wohl' (7-10)
%		EB 83.4	EB 83.4	EB 83.4
	EU 28	16	11	61
	BE	9	11	77
	BG	36	13	32
	CZ	24	19	40
	DK	6	8	71
	DE	12	10	53
	EE	25	10	44
	IE	13	14	67
	EL	18	8	64
	ES	7	9	66
	FR	11	7	78
	HR	31	17	46
	IT	13	13	60
	CY	30	12	46
	LV	39	13	39
	LT	47	12	34
	LU	4	7	63
	HU	31	11	50
	MT	23	15	57
	NL	9	13	76
	AT	17	13	46
	PL	25	13	54
	PT	23	15	42
	RO	50	8	31
	SI	24	19	45
	SK	28	19	34
	FI	14	7	74
	SE	5	7	86
	UK	11	12	73

QC18.2 Sur une échelle de 1 à 10, pouvez-vous me dire si vous vous sentiriez à l'aise si des personnes appartenant à chacun des groupes suivants montraient des gestes d'affection en public (p. ex. qu'elles s'embrassent ou se donnent la main). '1' signifie que vous vous sentiriez "très mal à l'aise" et '10' que vous vous sentiriez "tout à fait à l'aise".






























Des couples homosexuels (deux hommes)

QC18.2 Using a scale from 1 to 10, please tell me how comfortable you would feel with people in each of the following groups showing affection in public (e.g. kissing or holding hands). '1' means that you would feel, "not at all comfortable" and '10' that you would feel "totally comfortable".

Gay couples (two men)

QC18.2 Bitte sagen Sie mir anhand einer Skala von 1 bis 10, wie wohl Sie sich fühlen würden, wenn Personen der folgenden Gruppen in der Öffentlichkeit ihre Zuneigung zeigen würden (z. B. küssen oder Händchen halten). '1' bedeutet, dass Sie sich damit "überhaupt nicht wohl fühlen würden", und '10' bedeutet, dass Sie sich damit "vollkommen wohl fühlen würden".






























Schwule Paare (zwei Männer)

		1 Très mal à l'aise	2	3	4
		1 Not at all comfortable	2	3	4
		1 Würde mich überhaupt nicht wohl fühlen	2	3	4
%		EB 83.4	EB 83.4	EB 83.4	EB 83.4
	EU 28	25	4	5	5
	BE	9	5	5	5
	BG	60	4	3	2
	CZ	41	7	7	6
	DK	11	4	4	3
	DE	17	4	7	6
	EE	47	5	4	4
	IE	17	2	3	3
	EL	47	6	6	4
	ES	11	1	2	4
	FR	15	2	4	4
	HR	45	7	6	4
	IT	22	7	6	6
	CY	53	3	5	3
	LV	64	5	5	3
	LT	67	4	4	2
	LU	12	2	3	3
	HU	45	4	3	4
	MT	32	4	5	5
	NL	8	2	4	4
	AT	21	4	6	5
	PL	49	4	4	5
	PT	27	8	7	7
	RO	66	4	3	3
	SI	39	3	3	4
	SK	50	8	8	4
	FI	15	4	6	5
	SE	5	2	2	2
	UK	19	2	4	4

QC18.2 Sur une échelle de 1 à 10, pouvez-vous me dire si vous vous sentiriez à l'aise si des personnes appartenant à chacun des groupes suivants montraient des gestes d'affection en public (p. ex. qu'elles s'embrassent ou se donnent la main). '1' signifie que vous vous sentiriez "très mal à l'aise" et '10' que vous vous sentiriez "tout à fait à l'aise".
Des couples homosexuels (deux hommes)

QC18.2 Using a scale from 1 to 10, please tell me how comfortable you would feel with people in each of the following groups showing affection in public (e.g. kissing or holding hands). '1' means that you would feel, "not at all comfortable" and '10' that you would feel "totally comfortable".
Gay couples (two men)






























QC18.2 Bitte sagen Sie mir anhand einer Skala von 1 bis 10, wie wohl Sie sich fühlen würden, wenn Personen der folgenden Gruppen in der Öffentlichkeit ihre Zuneigung zeigen würden (z. B. küssen oder Händchen halten). '1' bedeutet, dass Sie sich damit "überhaupt nicht wohl fühlen würden", und '10' bedeutet, dass Sie sich damit "vollkommen wohl fühlen würden".
Schwule Paare (zwei Männer)

		5	6	7	8
		5	6	7	8
		5	6	7	8
		5	6	7	8
%		EB 83.4	EB 83.4	EB 83.4	EB 83.4
 EU 28		8	4	6	6
 BE		9	6	13	13
 BG		5	3	1	1
 CZ		14	3	3	2
 DK		7	3	5	7
 DE		9	4	4	4
 EE		7	2	3	3
 IE		10	6	7	6
 EL		7	3	4	3
 ES		9	2	7	5
 FR		8	5	6	8
 HR		8	4	3	3
 IT		8	7	7	9
 CY		7	2	3	2
 LV		5	2	2	1
 LT		6	1	1	2
 LU		6	5	4	5
 HU		6	3	5	4
 MT		11	4	5	5
 NL		10	9	12	13
 AT		7	4	5	6
 PL		6	4	4	3
 PT		12	4	2	4
 RO		4	2	1	1
 SI		11	5	4	4
 SK		9	3	2	1
 FI		8	3	3	4
 SE		5	4	7	9
 UK		8	5	8	6

QC18.2 Sur une échelle de 1 à 10, pouvez-vous me dire si vous vous sentiriez à l'aise si des personnes appartenant à chacun des groupes suivants montraient des gestes d'affection en public (p. ex. qu'elles s'embrassent ou se donnent la main). '1' signifie que vous vous sentiriez "très mal à l'aise" et '10' que vous vous sentiriez "tout à fait à l'aise".
Des couples homosexuels (deux hommes)

QC18.2 Using a scale from 1 to 10, please tell me how comfortable you would feel with people in each of the following groups showing affection in public (e.g. kissing or holding hands). '1' means that you would feel, "not at all comfortable" and '10' that you would feel "totally comfortable".
Gay couples (two men)






























QC18.2 Bitte sagen Sie mir anhand einer Skala von 1 bis 10, wie wohl Sie sich fühlen würden, wenn Personen der folgenden Gruppen in der Öffentlichkeit ihre Zuneigung zeigen würden (z. B. küssen oder Händchen halten). '1' bedeutet, dass Sie sich damit "überhaupt nicht wohl fühlen würden", und '10' bedeutet, dass Sie sich damit "vollkommen wohl fühlen würden".
Schwule Paare (zwei Männer)

		9	10 Tout à fait à l'aise	Indifférent (SPONTANE)	NSP
		9	10 Totally comfortable	Indifferent (SPONTANEOUS)	DK
		9	10 Würde mich vollkommen wohl fühlen	Ist mir egal (SPONTAN)	WN
%		EB 83.4	EB 83.4	EB 83.4	EB 83.4
 EU 28		3	24	10	1
 BE		7	27	2	0
 BG		0	4	12	4
 CZ		2	5	10	0
 DK		3	40	12	2
 DE		3	19	22	1
 EE		2	8	15	1
 IE		4	37	5	0
 EL		3	10	7	0
 ES		4	37	16	0
 FR		4	39	3	1
 HR		3	7	5	4
 IT		4	11	10	2
 CY		2	9	11	1
 LV		1	6	5	1
 LT		1	6	5	0
 LU		3	35	19	2
 HU		5	12	8	1
 MT		2	22	4	1
 NL		4	31	2	0
 AT		3	17	21	1
 PL		2	13	5	1
 PT		2	9	17	1
 RO		1	5	8	3
 SI		2	14	10	1
 SK		0	1	13	1
 FI		3	43	5	1
 SE		6	54	2	1
 UK		4	36	2	1

QC18.2 Sur une échelle de 1 à 10, pouvez-vous me dire si vous vous sentiriez à l'aise si des personnes appartenant à chacun des groupes suivants montraient des gestes d'affection en public (p. ex. qu'elles s'embrassent ou se donnent la main). '1' signifie que vous vous sentiriez "très mal". Des couples homosexuels (deux hommes)

QC18.2 Using a scale from 1 to 10, please tell me how comfortable you would feel with people in each of the following groups showing affection in public (e.g. kissing or holding hands). '1' means that you would feel "not at all comfortable" and '10' that you would feel "totally comfortable". Gay couples (two men)

QC18.2 Bitte sagen Sie mir anhand einer Skala von 1 bis 10, wie wohl Sie sich fühlen würden, wenn Personen der folgenden Gruppen in der Öffentlichkeit ihre Zuneigung zeigen würden (z. B. küssen oder Händchen halten). '1' bedeutet, dass Sie sich damit "überhaupt nicht wohl fühlen". Schwule Paare (zwei Männer)

		Total 'Mal à l'aise (1-4)'	Total 'Moyennement à l'aise (5-6)'	Total 'A l'aise (7-10)'
		Total 'Uncomfortable (1-4)'	Total 'Moderately comfortable (5-6)'	Total 'Comfortable (7-10)'
		Gesamt 'Unwohl' (1-4)	Gesamt 'Ziemlich wohl' (5-6)	Gesamt 'Wohl' (7-10)
%		EB 83.4	EB 83.4	EB 83.4
	EU 28	38	13	39
	BE	24	15	59
	BG	69	8	7
	CZ	60	17	12
	DK	21	10	56
	DE	34	13	30
	EE	59	9	16
	IE	25	16	54
	EL	64	10	19
	ES	18	12	53
	FR	26	13	58
	HR	62	12	17
	IT	41	15	32
	CY	64	9	15
	LV	76	7	11
	LT	77	8	9
	LU	21	11	47
	HU	56	9	26
	MT	46	15	34
	NL	19	19	60
	AT	35	10	32
	PL	62	10	22
	PT	48	16	18
	RO	75	6	9
	SI	49	16	23
	SK	70	12	5
	FI	29	11	54
	SE	13	9	76
	UK	29	13	54

QC18.3 Sur une échelle de 1 à 10, pouvez-vous me dire si vous vous sentiriez à l'aise si des personnes appartenant à chacun des groupes suivants montraient des gestes d'affection en public (p. ex. qu'elles s'embrassent ou se donnent la main). '1' signifie que vous vous sentiriez "très mal à l'aise" et '10' que vous vous sentiriez "tout à fait à l'aise".






























Des couples lesbiens (deux femmes)

QC18.3 Using a scale from 1 to 10, please tell me how comfortable you would feel with people in each of the following groups showing affection in public (e.g. kissing or holding hands). '1' means that you would feel, "not at all comfortable" and '10' that you would feel "totally comfortable".

Lesbian couples (two women)

QC18.3 Bitte sagen Sie mir anhand einer Skala von 1 bis 10, wie wohl Sie sich fühlen würden, wenn Personen der folgenden Gruppen in der Öffentlichkeit ihre Zuneigung zeigen würden (z. B. küssen oder Händchen halten). '1' bedeutet, dass Sie sich damit "überhaupt nicht wohl fühlen würden", und '10' bedeutet, dass Sie sich damit "vollkommen wohl fühlen würden".






























Lesbische Paare (zwei Frauen)

		1 Très mal à l'aise	2	3	4
		1 Not at all comfortable	2	3	4
		1 Würde mich überhaupt nicht wohl fühlen	2	3	4
%		EB 83.4	EB 83.4	EB 83.4	EB 83.4
	EU 28	21	4	5	4
	BE	7	4	5	5
	BG	55	4	4	3
	CZ	34	5	6	6
	DK	8	2	3	4
	DE	12	3	5	5
	EE	41	5	3	3
	IE	15	2	4	3
	EL	44	5	6	5
	ES	9	1	3	4
	FR	13	2	4	4
	HR	36	8	6	5
	IT	20	6	7	6
	CY	50	4	4	3
	LV	57	5	4	4
	LT	63	5	4	3
	LU	9	2	3	2
	HU	40	4	4	4
	MT	31	4	4	5
	NL	6	1	3	4
	AT	18	3	5	4
	PL	42	4	4	4
	PT	24	7	6	7
	RO	60	4	3	2
	SI	34	3	3	3
	SK	41	9	7	5
	FI	13	3	5	5
	SE	4	2	1	2
	UK	17	2	4	4

QC18.3 Sur une échelle de 1 à 10, pouvez-vous me dire si vous vous sentiriez à l'aise si des personnes appartenant à chacun des groupes suivants montraient des gestes d'affection en public (p. ex. qu'elles s'embrassent ou se donnent la main). '1' signifie que vous vous sentiriez "très mal à l'aise" et '10' que vous vous sentiriez "tout à fait à l'aise".
Des couples lesbiens (deux femmes)

QC18.3 Using a scale from 1 to 10, please tell me how comfortable you would feel with people in each of the following groups showing affection in public (e.g. kissing or holding hands). '1' means that you would feel, "not at all comfortable" and '10' that you would feel "totally comfortable".
Lesbian couples (two women)






























QC18.3 Bitte sagen Sie mir anhand einer Skala von 1 bis 10, wie wohl Sie sich fühlen würden, wenn Personen der folgenden Gruppen in der Öffentlichkeit ihre Zuneigung zeigen würden (z. B. küssen oder Händchen halten). '1' bedeutet, dass Sie sich damit "überhaupt nicht wohl fühlen würden", und '10' bedeutet, dass Sie sich damit "vollkommen wohl fühlen würden".
Lesbische Paare (zwei Frauen)

		5	6	7	8
		5	6	7	8
		5	6	7	8
%		EB 83.4	EB 83.4	EB 83.4	EB 83.4
 EU 28		9	5	6	6
 BE		8	6	12	15
 BG		6	2	2	1
 CZ		16	4	4	3
 DK		6	3	6	7
 DE		11	5	5	5
 EE		8	3	3	4
 IE		9	7	7	5
 EL		6	4	5	3
 ES		10	3	7	5
 FR		9	4	7	9
 HR		10	5	4	4
 IT		8	7	8	8
 CY		6	2	3	3
 LV		6	3	3	3
 LT		6	2	2	2
 LU		8	3	5	6
 HU		7	4	5	5
 MT		11	3	6	5
 NL		9	7	12	15
 AT		8	4	5	7
 PL		9	5	3	3
 PT		14	5	3	4
 RO		5	3	2	2
 SI		12	5	5	5
 SK		13	4	2	2
 FI		7	3	3	5
 SE		5	4	7	10
 UK		9	4	7	7

QC18.3 Sur une échelle de 1 à 10, pouvez-vous me dire si vous vous sentiriez à l'aise si des personnes appartenant à chacun des groupes suivants montraient des gestes d'affection en public (p. ex. qu'elles s'embrassent ou se donnent la main). '1' signifie que vous vous sentiriez "très mal à l'aise" et '10' que vous vous sentiriez "tout à fait à l'aise".
Des couples lesbiens (deux femmes)

QC18.3 Using a scale from 1 to 10, please tell me how comfortable you would feel with people in each of the following groups showing affection in public (e.g. kissing or holding hands). '1' means that you would feel, "not at all comfortable" and '10' that you would feel "totally comfortable".
Lesbian couples (two women)






























QC18.3 Bitte sagen Sie mir anhand einer Skala von 1 bis 10, wie wohl Sie sich fühlen würden, wenn Personen der folgenden Gruppen in der Öffentlichkeit ihre Zuneigung zeigen würden (z. B. küssen oder Händchen halten). '1' bedeutet, dass Sie sich damit "überhaupt nicht wohl fühlen würden", und '10' bedeutet, dass Sie sich damit "vollkommen wohl fühlen würden".
Lesbische Paare (zwei Frauen)

	9	10 Tout à fait à l'aise	Indifférent (SPONTANE)	NSP
	9	10 Totally comfortable	Indifferent (SPONTANEOUS)	DK
	9	10 Würde mich vollkommen wohl fühlen	Ist mir egal (SPONTAN)	WN
%	EB 83.4	EB 83.4	EB 83.4	EB 83.4
 EU 28	4	25	10	1
 BE	7	28	2	0
 BG	1	6	12	4
 CZ	3	7	11	0
 DK	4	44	12	1
 DE	3	21	24	0
 EE	2	10	17	1
 IE	4	39	5	0
 EL	4	11	7	0
 ES	4	38	17	0
 FR	4	41	3	1
 HR	4	10	5	3
 IT	5	12	10	3
 CY	1	11	11	1
 LV	1	8	6	1
 LT	1	6	5	0
 LU	3	38	19	2
 HU	6	13	8	1
 MT	2	23	4	1
 NL	5	36	2	0
 AT	4	19	23	1
 PL	3	16	5	2
 PT	2	11	17	1
 RO	2	6	8	3
 SI	2	16	10	1
 SK	0	3	14	0
 FI	4	45	5	1
 SE	6	57	2	1
 UK	4	39	2	1

QC18.3 Sur une échelle de 1 à 10, pouvez-vous me dire si vous vous sentiriez à l'aise si des personnes appartenant à chacun des groupes suivants montraient des gestes d'affection en public (p. ex. qu'elles s'embrassent ou se donnent la main). '1' signifie que vous vous sentiriez "très mal". Des couples lesbiens (deux femmes)

QC18.3 Using a scale from 1 to 10, please tell me how comfortable you would feel with people in each of the following groups showing affection in public (e.g. kissing or holding hands). '1' means that you would feel "not at all comfortable" and '10' that you would feel "totally comfortable". Lesbian couples (two women)






























QC18.3 Bitte sagen Sie mir anhand einer Skala von 1 bis 10, wie wohl Sie sich fühlen würden, wenn Personen der folgenden Gruppen in der Öffentlichkeit ihre Zuneigung zeigen würden (z. B. küssen oder Händchen halten). '1' bedeutet, dass Sie sich damit "überhaupt nicht wohl fühlen". Lesbische Paare (zwei Frauen)

		Total 'Mal à l'aise (1-4)'	Total 'Moyennement à l'aise (5-6)'	Total 'A l'aise (7-10)'
		Total 'Uncomfortable (1-4)'	Total 'Moderately comfortable (5-6)'	Total 'Comfortable (7-10)'
		Gesamt 'Unwohl' (1-4)	Gesamt 'Ziemlich wohl' (5-6)	Gesamt 'Wohl' (7-10)
%		EB 83.4	EB 83.4	EB 83.4
	EU 28	34	13	41
	BE	21	13	63
	BG	66	8	10
	CZ	51	21	17
	DK	17	9	60
	DE	26	16	34
	EE	53	11	19
	IE	23	16	55
	EL	60	10	22
	ES	16	13	54
	FR	23	12	61
	HR	55	15	21
	IT	40	15	33
	CY	61	8	18
	LV	69	9	16
	LT	75	8	11
	LU	16	11	51
	HU	53	10	28
	MT	44	13	37
	NL	15	16	67
	AT	30	12	34
	PL	54	14	25
	PT	43	19	20
	RO	71	8	11
	SI	43	17	28
	SK	62	16	7
	FI	27	10	57
	SE	9	8	80
	UK	27	13	57

QC19 Selon vous, les personnes transgenres ou transsexuelles devraient-elles avoir la possibilité de changer leurs documents d'état civil pour qu'ils correspondent à leur identité sexuelle intérieure ?






























QC19 Do you think that transgender or transsexual persons should be able to change their civil documents to match their inner gender identity?

QC19 Sind Sie der Meinung, dass Transgender oder transsexuelle Menschen berechtigt sein sollten, ihre Personenstands- bzw. Identitätsdokumente entsprechend ihrer inneren Geschlechtsidentität zu ändern?

		Oui, tout à fait Yes, definitely Ja, auf jeden Fall	Oui, plutôt Yes, to some extent Ja, teilweise	Non, pas vraiment No, not really Nein, eher nicht	Non, pas du tout No, definitely not Nein, überhaupt nicht
%		EB 83.4	EB 83.4	EB 83.4	EB 83.4
 EU 28		36	27	13	12
 BE		38	33	16	7
 BG		11	18	14	26
 CZ		24	36	17	11
 DK		49	30	8	7
 DE		42	22	14	10
 EE		35	24	9	14
 IE		39	32	11	6
 EL		26	37	15	12
 ES		62	18	5	3
 FR		39	28	12	12
 HR		15	29	20	19
 IT		25	33	16	13
 CY		32	18	14	19
 LV		18	24	17	23
 LT		18	29	16	27
 LU		50	28	9	7
 HU		9	25	30	25
 MT		48	33	8	7
 NL		67	22	5	4
 AT		35	30	16	11
 PL		17	27	18	20
 PT		30	37	12	7
 RO		10	19	19	35
 SI		18	28	18	22
 SK		11	27	21	26
 FI		35	33	13	9
 SE		52	28	10	5
 UK		45	28	11	7

QC19 Selon vous, les personnes transgenres ou transsexuelles devraient-elles avoir la possibilité de changer leurs documents d'état civil pour qu'ils correspondent à leur identité
 QC19 Do you think that transgender or transsexual persons should be able to change their civil documents to match their inner gender identity?

QC19 Sind Sie der Meinung, dass Transgender oder transsexuelle Menschen berechtigt sein sollten, ihre Personenstands- bzw. Identitätsdokumente entsprechend ihrer inneren

		NSP	Total 'Oui'	Total 'Non'
		DK	Total 'Yes'	Total 'No'
		WN	Gesamt 'Ja'	Gesamt 'Nein'
%		EB	EB	EB
		83.4	83.4	83.4
 EU 28		12	63	25
 BE		6	71	23
 BG		31	29	40
 CZ		12	60	28
 DK		6	79	15
 DE		12	64	24
 EE		18	59	23
 IE		12	71	17
 EL		10	63	27
 ES		12	80	8
 FR		9	67	24
 HR		17	44	39
 IT		13	58	29
 CY		17	50	33
 LV		18	42	40
 LT		10	47	43
 LU		6	78	16
 HU		11	34	55
 MT		4	81	15
 NL		2	89	9
 AT		8	65	27
 PL		18	44	38
 PT		14	67	19
 RO		17	29	54
 SI		14	46	40
 SK		15	38	47
 FI		10	68	22
 SE		5	80	15
 UK		9	73	18